



US00D452723B1

(12) **United States Design Patent**  
**Storelli**

(10) **Patent No.:** **US D452,723 S**

(45) **Date of Patent:** **\*\* Jan. 1, 2002**

(54) **FISHING FLOAT WITH ATTACHED LURE**

(76) Inventor: **John Storelli**, 631 NE. 18<sup>th</sup> Ave., Fort Lauderdale, FL (US) 33304

(\*\*) Term: **14 Years**

(21) Appl. No.: **29/136,340**

(22) Filed: **Jan. 31, 2001**

(51) **LOC (7) Cl.** ..... **22-05**

(52) **U.S. Cl.** ..... **D22/146**

(58) **Field of Search** ..... D22/146, 145, D22/126-133; 43/42.39, 42.03, 43.13, 44.87, 44.91, 43.15, 3; D11/1, 114, 115; D9/335, 336; D7/518, 521

(56) **References Cited**

**U.S. PATENT DOCUMENTS**

4,856,219	A	*	8/1989	Severance et al.	.....	43/43.15
4,858,369	A	*	8/1989	Collins	.....	43/43.1
D337,632	S	*	7/1993	Hemmerle	.....	D22/146
D419,636	S	*	1/2000	Houston	.....	D22/146
D442,256	S	*	5/2001	Haney	.....	D22/146
6,237,276	B1	*	5/2001	Storelli	.....	43/43.15

\* cited by examiner

*Primary Examiner*—Catherine R. Oliver

(74) *Attorney, Agent, or Firm*—Gary L. Shaffer

(57) **CLAIM**

The ornamental design for a fishing float with attached lure, as shown and described.

**DESCRIPTION**

FIG. 1 is a left top perspective view of a fishing float with attached lure disposed in water showing my new design; a right top perspective view is identical to the left top view with respect to the ornamental design aspects;

FIG. 2 is a front elevational view of the design shown in FIG. 1;

FIG. 3 is a back elevational view of the design shown in FIG. 1;


FIG. 4 is a left side elevational view of the design shown in FIG. 1;

FIG. 5 is a right side elevational view of the design shown in FIG. 5;

FIG. 6 is a top plan view of the design shown in FIG. 1; and,

FIG. 7 is a bottom plan view of the design shown in FIG. 1. The broken line showing of environment in the drawings is for illustrative purposes only and forms no part of the claimed design.

**1 Claim, 5 Drawing Sheets**



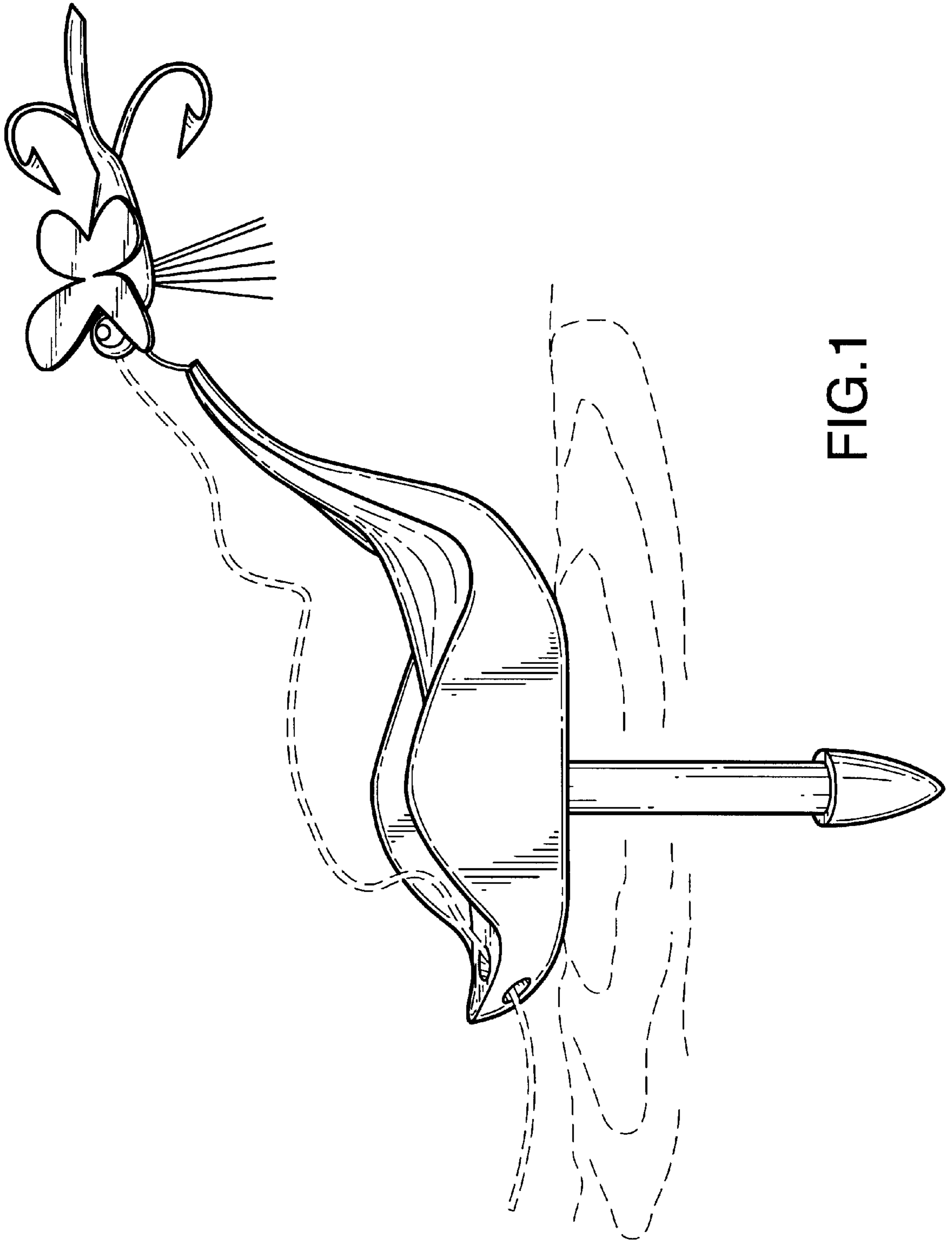


FIG. 1

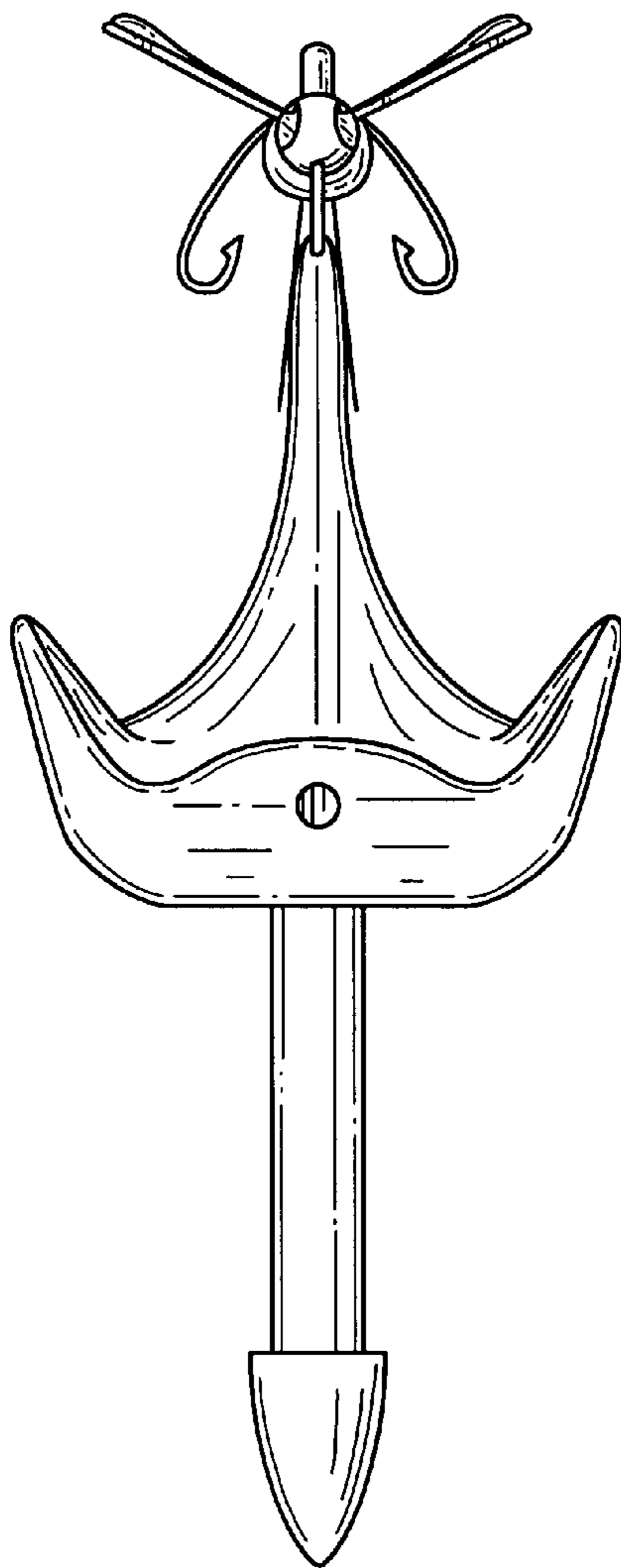


FIG. 2

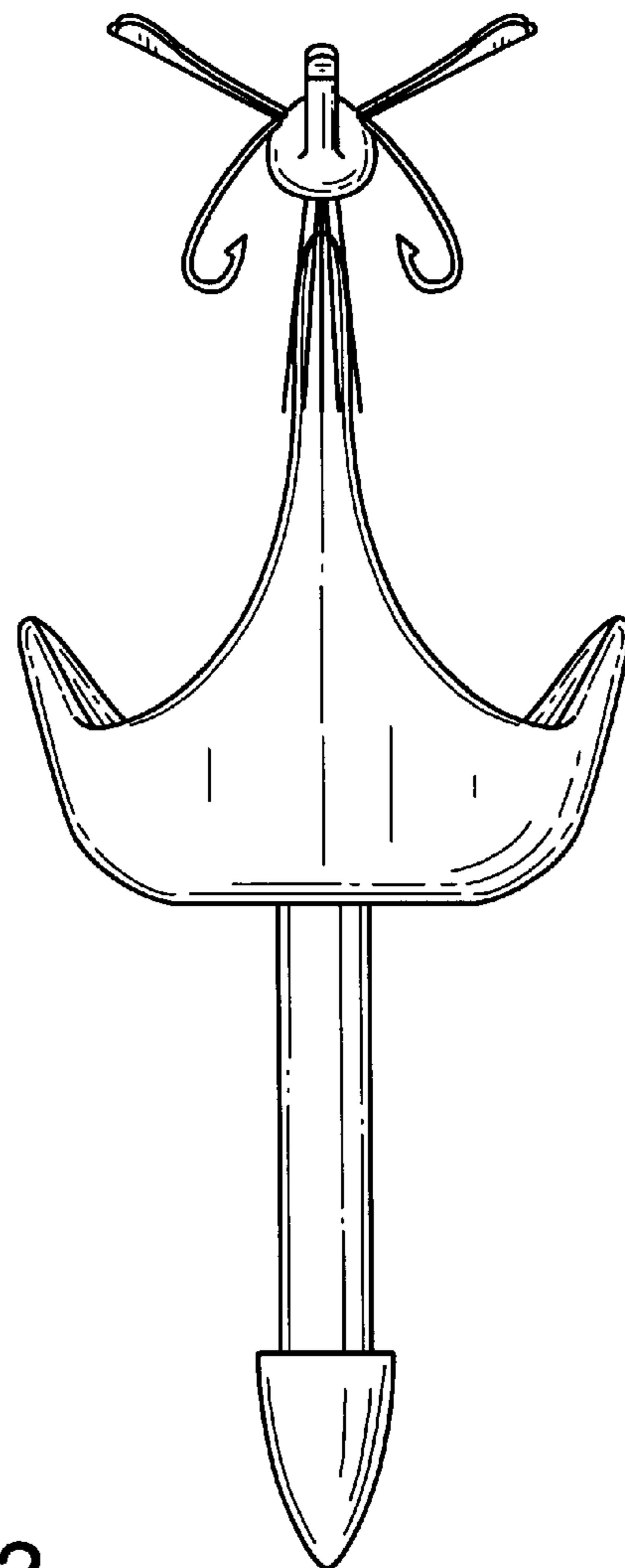


FIG. 3




FIG. 4




FIG.5

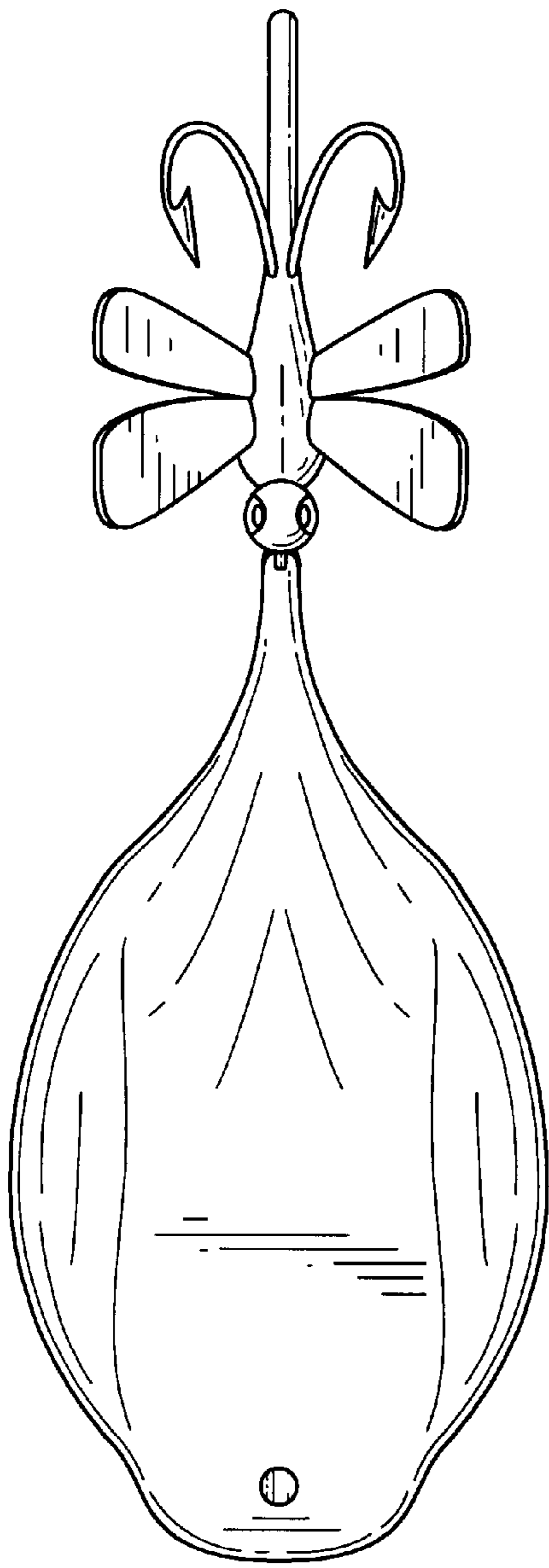


FIG. 6

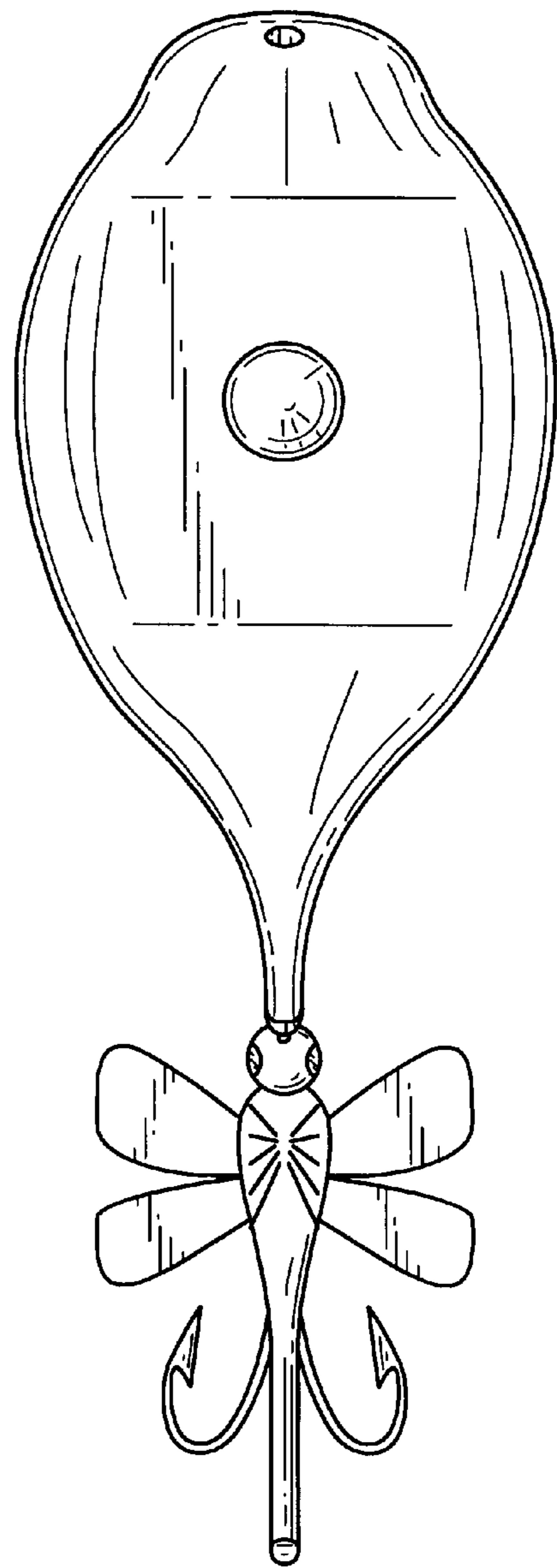


FIG. 7