



US00D452721B1

(12) **United States Design Patent**
Sonntag

(10) **Patent No.:** **US D452,721 S**

(45) **Date of Patent:** **** Jan. 1, 2002**

(54) **BALL**

D408,877 S * 4/1999 Sonntag et al. D21/713

(75) Inventor: **Jean-Marie Sonntag, Kehl (DE)**

OTHER PUBLICATIONS

(73) Assignee: **Mondo, S.p.A., Gallo D'Alba (IT)**

US application No. 29/133,449, Brine, Jr., filed May 1983.*

(**) Term: **14 Years**

* cited by examiner

(21) Appl. No.: **29/133,449**

Primary Examiner—Dominic Simone

(22) Filed: **Nov. 29, 2000**

(74) *Attorney, Agent, or Firm*—TraskBritt PC

(30) **Foreign Application Priority Data**

(57) **CLAIM**

May 29, 2000 (FR) 00 3254

The ornamental design for a ball, as shown and described.

(51) **LOC (7) Cl.** **21-02**

DESCRIPTION

(52) **U.S. Cl.** **D21/713**

FIG. 1 is a perspective view of the ball showing my new design;

(58) **Field of Search** D21/707, 713;
473/351, 352, 378-382, 593, 598, 599,
603, 604, 607, 609, 610

FIG. 2 is a front view thereof;

FIG. 3 is a right view thereof;

FIG. 4 is a left view thereof;

FIG. 5 is a rear view thereof;

FIG. 6 is a top view thereof; and,

FIG. 7 is a bottom view thereof.

(56) **References Cited**

U.S. PATENT DOCUMENTS

D377,065 S * 12/1996 Soofi D21/713

1 Claim, 2 Drawing Sheets



Fig. 1



Fig. 7




Fig. 2




Fig. 3




Fig. 4




Fig. 5




Fig. 6

