



US00D452707B1

(12) **United States Design Patent**
Kazaoka

(10) **Patent No.:** **US D452,707 S**

(45) **Date of Patent:** **** Jan. 1, 2002**

(54) **STYLUS PEN WITH BALL-POINT PEN**

(75) **Inventor:** **Yasuyuki Kazaoka, Tokyo (JP)**

(73) **Assignee:** **Kabushiki Kaisha Pilot, Tokyo (JP)**

(**) **Term:** **14 Years**

(21) **Appl. No.:** **29/140,051**

(22) **Filed:** **Apr. 12, 2001**

(30) **Foreign Application Priority Data**

Oct. 13, 2000 (JP) 12-028882

(51) **LOC (7) Cl.** **19-06**

(52) **U.S. Cl.** **D19/36; D19/48; D14/411**

(58) **Field of Search** **D14/411; D19/35,**
D19/36, 41-51, 53-58, 81-85; 401/6, 7,
88, 52, 195, 202, 209, 213, 243-247, 262,
29-34, 37; 178/18, 19.01-19.07; 345/179-183,
157, 166

(56) **References Cited**

U.S. PATENT DOCUMENTS

- D307,421 S * 4/1990 Tedham et al. D14/114
- 4,922,236 A * 5/1990 Heady 345/166
- 5,247,137 A * 9/1993 Epperson 178/19.04
- 5,296,838 A * 3/1994 Suzuki 345/157
- D356,306 S * 3/1995 Ady et al. D14/114

- 5,635,682 A * 6/1997 Cherdak et al. 178/18
- D385,917 S * 11/1997 Katami D19/57
- D389,131 S * 1/1998 Nagaoka D14/114
- 5,850,059 A * 12/1998 Yoshimura 178/19.01
- D442,632 S * 5/2001 Ono D19/36
- D443,300 S * 6/2001 Kim et al. D19/36

* cited by examiner

Primary Examiner—Martie K. Holtje

(74) *Attorney, Agent, or Firm*—Sughrue Mion, PLLC

(57) **CLAIM**

The ornamental design for a stylus pen with ball-point pen, as shown and described.

DESCRIPTION

FIG. 1 is a front perspective view of a stylus pen with ball-point pen showing my new design;
 FIG. 2 is a front view thereof;
 FIG. 3 is a right side view thereof;
 FIG. 4 is a rear view thereof;
 FIG. 5 is a top plan view thereof;
 FIG. 6 is a bottom view thereof;
 FIG. 7 is a view similar to FIG. 3 with the ball-point pen in the used position; and,
 FIG. 8 is a view similar to FIG. 3 with the reset pin in the used position.

1 Claim, 2 Drawing Sheets



FIG. 1

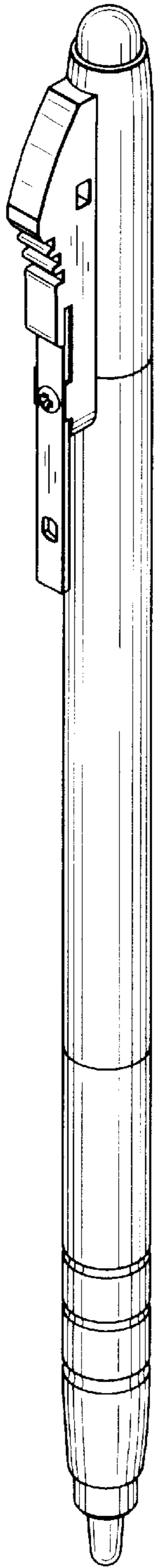


FIG. 2



FIG. 3

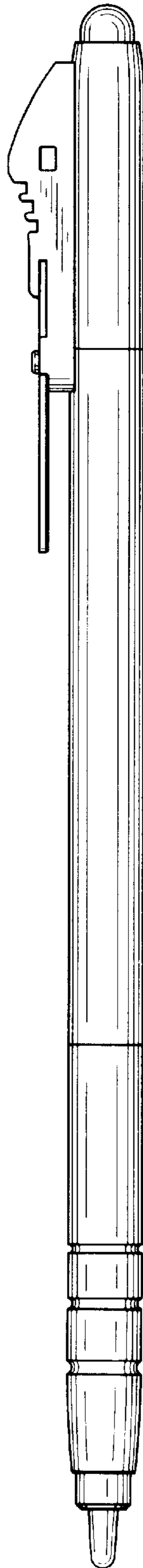


FIG. 4



FIG. 7




FIG. 8




FIG. 5

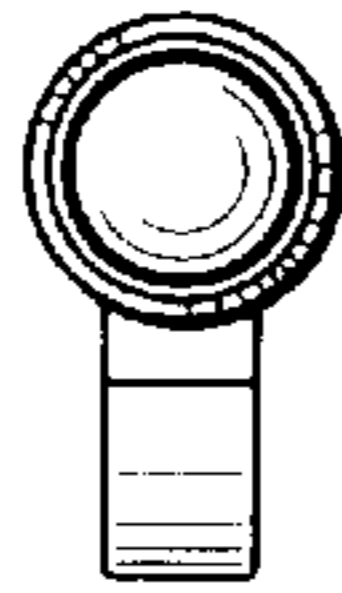


FIG. 6

