



US00D452687B1

(12) **United States Design Patent**
Yeh

(10) **Patent No.:** **US D452,687 S**

(45) **Date of Patent:** **** Jan. 1, 2002**

(54) **PERSONAL DIGITAL ASSISTANT**

(76) Inventor: **Shophie Yeh**, 5F, No. 69-10, Sec. 2,
Chung Cheng E. Rd., Tamshui Jen,
Taipei Hsien (TW)

(**) Term: **14 Years**

(21) Appl. No.: **29/133,924**

(22) Filed: **Dec. 12, 2000**

(51) **LOC (7) Cl.** **14-02**

(52) **U.S. Cl.** **D14/342**

(58) **Field of Search** D14/341, 342,
D14/345-347, 424; D18/1, 2, 7; D19/26,
59, 60; 235/145 A, 145 R; 341/22, 23;
345/156, 168, 169, 172, 173, 87

(56) **References Cited**

U.S. PATENT DOCUMENTS

- D266,855 S * 11/1982 Yoshioka et al. D18/7
- D346,793 S * 5/1994 Iino et al. D14/341
- D396,452 S * 7/1998 Naruki D14/424
- D397,679 S * 9/1998 Hawkins et al. D14/342

- D398,904 S * 9/1998 Tamaki et al. D14/341
- D408,372 S * 4/1999 Ota et al. D14/346
- D416,237 S * 11/1999 Miyahara et al. D14/346

* cited by examiner

Primary Examiner—Freda Nunn

(74) *Attorney, Agent, or Firm*—Bacon & Thomas, PLLC

(57) **CLAIM**

The ornamental design for a personal digital assistant, as shown.

DESCRIPTION

FIG. 1 is a front right perspective view of a personal digital assistant showing my new design;
FIG. 2 is a front perspective view thereof;
FIG. 3 is a rear perspective view thereof;
FIG. 4 is a left side elevation view thereof;
FIG. 5 is a right side elevation view thereof;
FIG. 6 is a top plan view thereof;
FIG. 7 is a bottom plan view thereof; and,
FIG. 8 is a separate perspective view thereof.

1 Claim, 5 Drawing Sheets





FIG. 1




FIG. 2




FIG. 3




FIG. 4




FIG. 5




FIG. 7



FIG. 6



FIG. 8