



US00D452676B1

(12) **United States Design Patent**
Shindo et al.

(10) **Patent No.:** **US D452,676 S**
(45) **Date of Patent:** **** Jan. 1, 2002**

(54) **CHARGER FOR A WIRELESS TELEPHONE**

(75) **Inventors:** **Koji Shindo; Yasuaki Isonaga**, both of
Tokyo (JP); **Christopher Frank**, Park
Ridge, NJ (US)

(73) **Assignee:** **Sony Corporation**, Tokyo (JP)

(**) **Term:** **14 Years**

(21) **Appl. No.:** **29/145,478**

(22) **Filed:** **Jul. 25, 2001**

Related U.S. Application Data

(62) Division of application No. 29/105,638, filed on May 27,
1999.

(30) **Foreign Application Priority Data**

Nov. 30, 1998 (CN) 98305735

(51) **LOC (7) Cl.** **13-02**

(52) **U.S. Cl.** **D13/108; D14/149**

(58) **Field of Search** **D13/107, 108,**
D13/118; D14/251, 253, 149; 320/110-115

(56) **References Cited**

U.S. PATENT DOCUMENTS

D307,277 S 4/1990 Desbarats D14/251

| | | | | |
|------------|-----------|---------------|-------|---------|
| D378,911 S | 4/1997 | Nagele et al. | | D13/108 |
| D408,406 S | 4/1999 | Shindo | | D14/149 |
| D408,817 S | 4/1999 | Ishibashi | | D14/149 |
| D410,922 S | 6/1999 | Komiyama | | D14/149 |
| D425,856 S | * 5/2000 | Shindo | | D13/108 |
| D432,106 S | * 10/2000 | Isonaga | | D14/149 |
| D432,107 S | * 10/2000 | Isonaga | | D14/149 |
| D435,531 S | * 12/2000 | Isonaga | | D14/149 |
| D442,158 S | * 5/2001 | Isonaga | | D14/151 |

* cited by examiner

Primary Examiner—Joel Sincavage

(74) *Attorney, Agent, or Firm*—Rader, Fishman & Grauer,
PLLC

(57) **CLAIM**

The ornamental design for a charger for a wireless tele-
phone, as shown and described.

DESCRIPTION

FIG. 1 is a perspective view of a charger for a wire less
telephone showing our new design;
FIG. 2 is a top plan view thereof;
FIG. 3 is a left side elevational view thereof;
FIG. 4 is a front elevational view thereof;
FIG. 5 is a right side elevational view thereof;
FIG. 6 is a rear elevational view thereof; and,
FIG. 7 is a bottom plan view thereof.

1 Claim, 3 Drawing Sheets

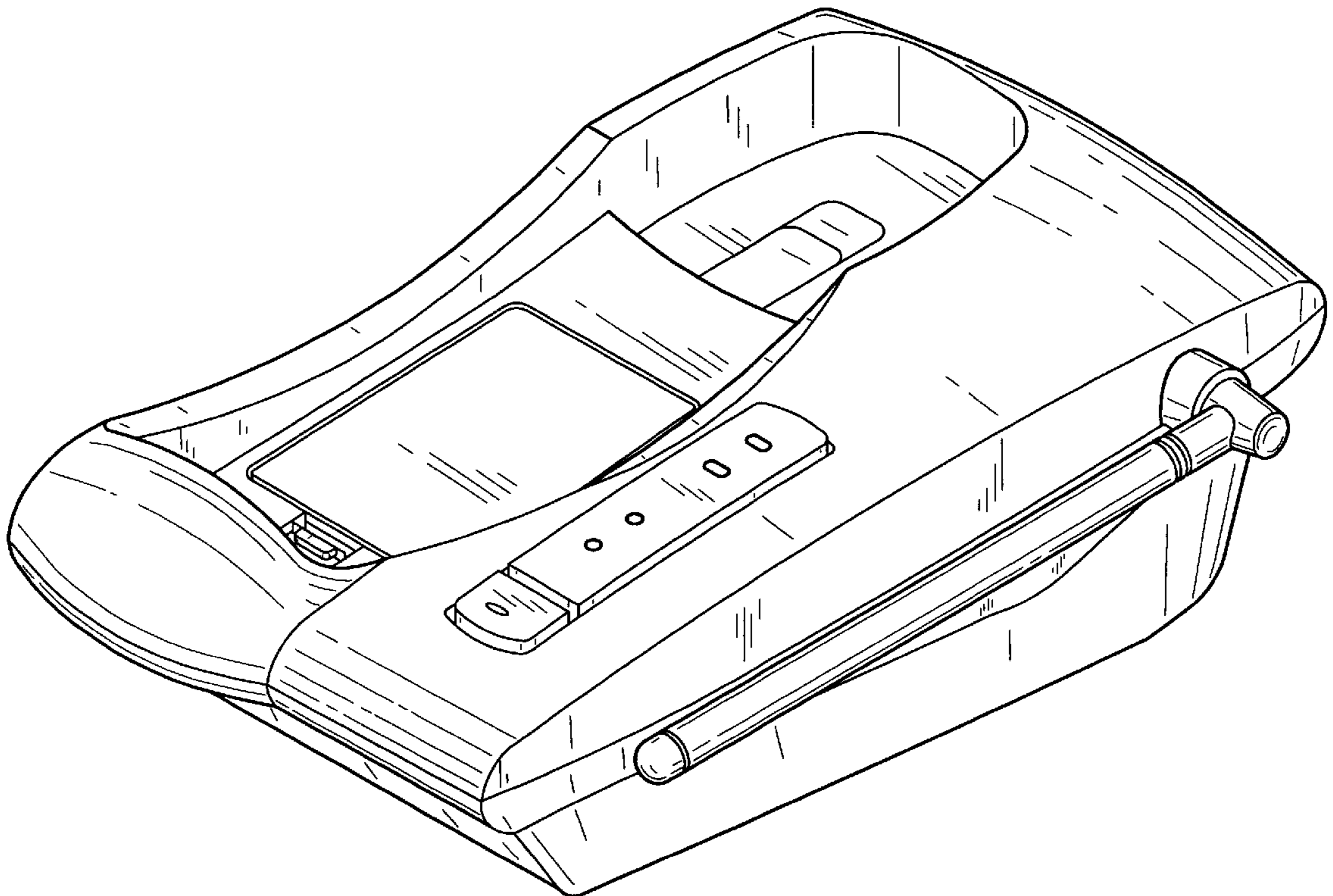


FIG. 1

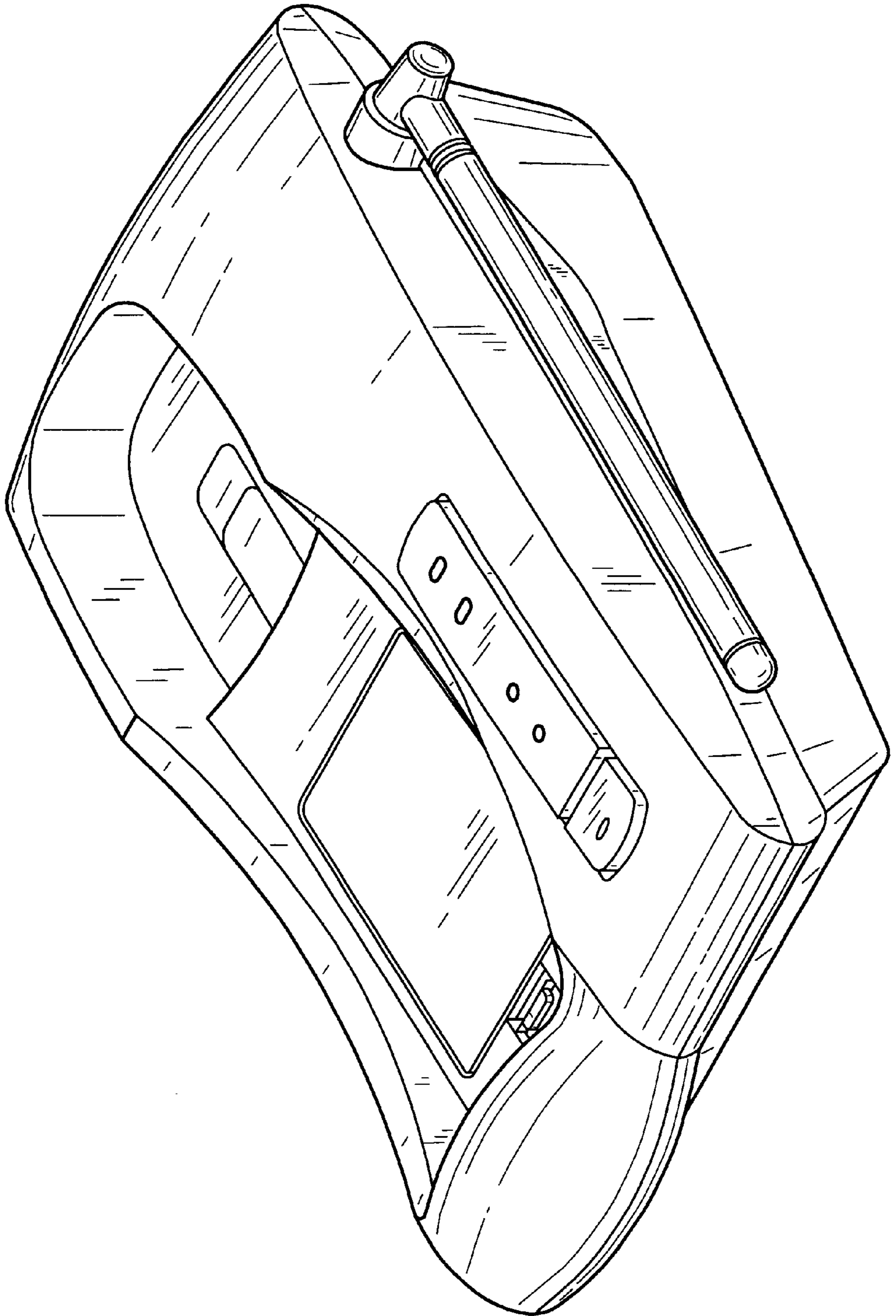


FIG. 2




FIG. 3

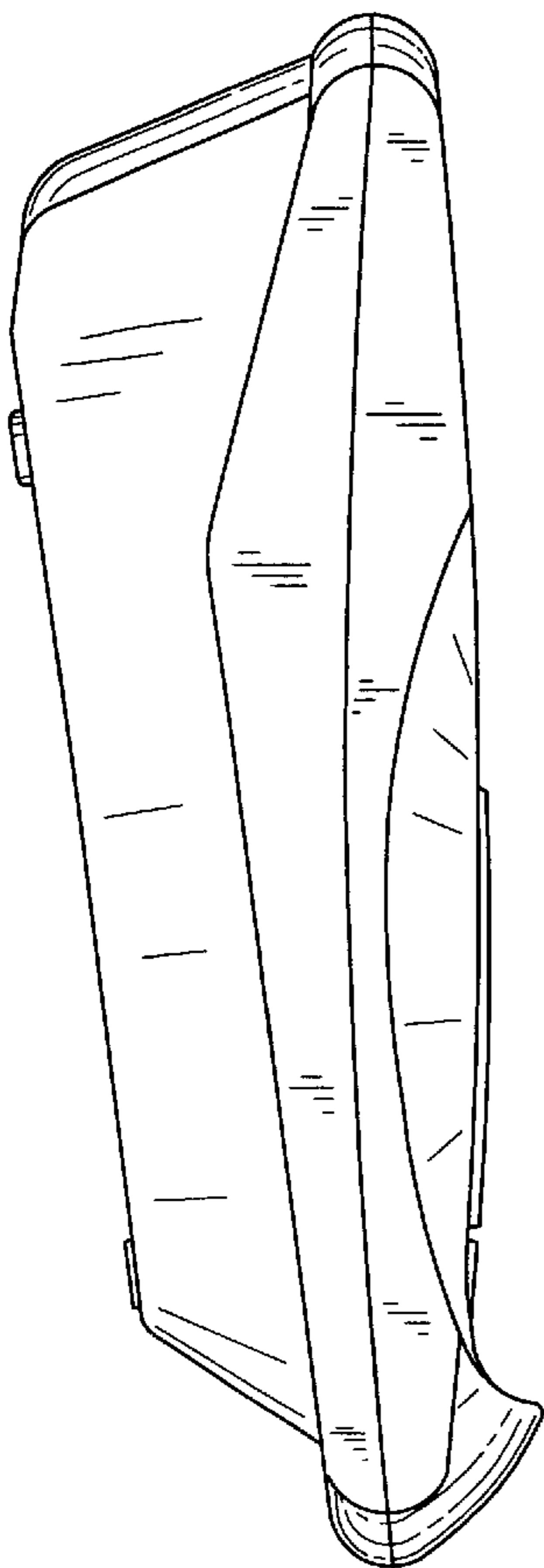


FIG. 4

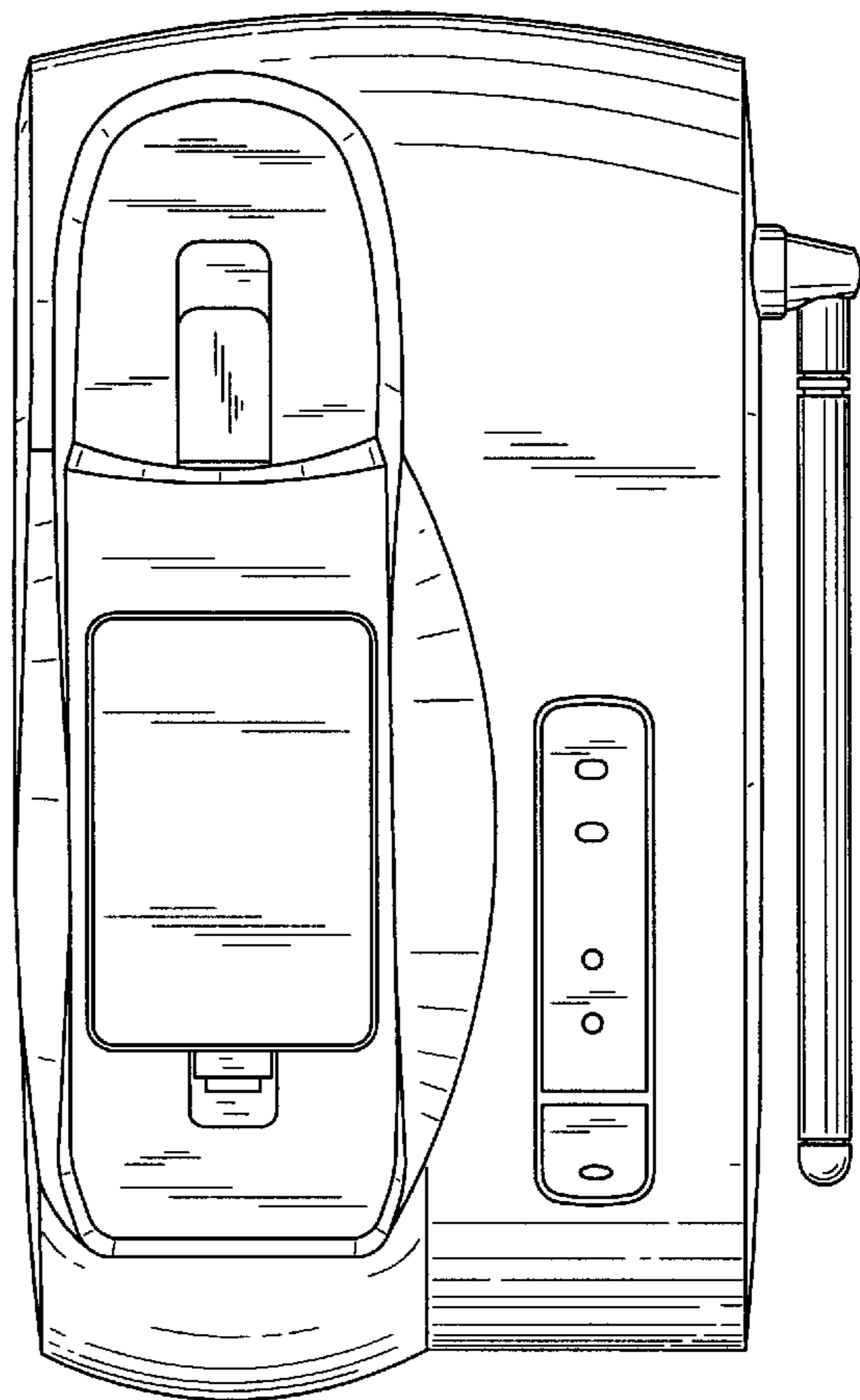


FIG. 5

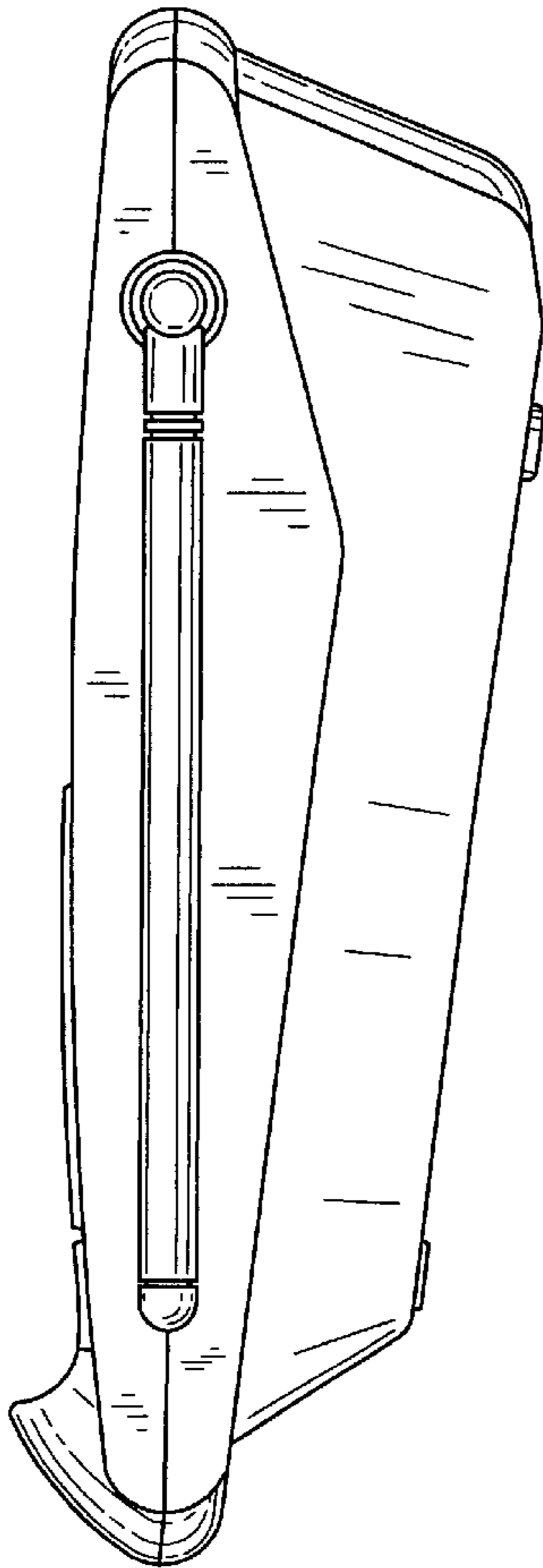


FIG. 6

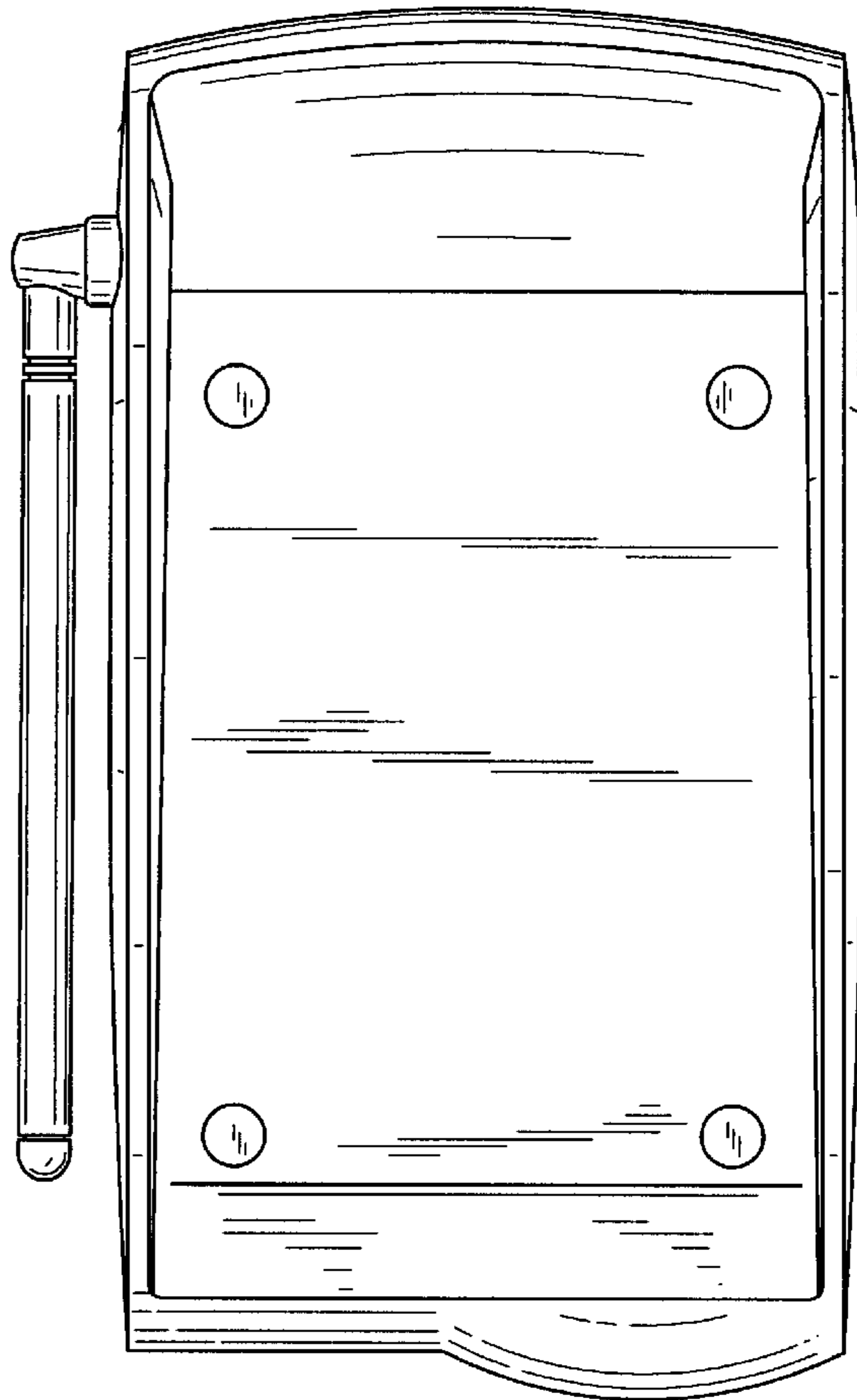


FIG. 7

