



US00D452673B2

(12) **United States Design Patent**
Kuribayashi

(10) **Patent No.:** **US D452,673 S**

(45) **Date of Patent:** **** Jan. 1, 2002**

(54) **VEHICLE WHEEL**

(75) Inventor: **Misao Kuribayashi**, Rochester Hills,
MI (US)

(73) Assignee: **Enkei International, Inc.**, Fort Worth,
TX (US)

(**) Term: **14 Years**

(21) Appl. No.: **29/121,110**

(22) Filed: **Mar. 31, 2000**

(51) **LOC (7) Cl.** **12-16**

(52) **U.S. Cl.** **D12/209**

(58) **Field of Search** D12/204-211;
301/37.1, 64.1, 65

(56) **References Cited**

U.S. PATENT DOCUMENTS

D351,582 S	*	10/1994	Echazabel et al.	D12/209
D361,320 S	*	8/1995	Wise	D12/209
D371,100 S	*	6/1996	Hatter	D12/209
D384,630 S	*	10/1997	Bhambra	D12/209
D384,929 S	*	10/1997	Neeper	D12/209
D386,738 S	*	11/1997	Doyle	D12/209
D388,390 S	*	12/1997	Chung	D12/209
D390,180 S	*	2/1998	Dehner	D12/209

D399,471 S	*	10/1998	Cullen	D12/209
D400,153 S	*	10/1998	Bhambra	D12/209
D409,546 S	*	5/1999	Stark	D12/209
D409,966 S	*	5/1999	Chung	D12/209
D419,126 S	*	1/2000	Hartmann, Jr.	D12/209
D428,377 S	*	7/2000	Kubosaki et al.	D12/209
D430,841 S	*	9/2000	Tanghetti	D12/209

* cited by examiner

Primary Examiner—Stacia Cadmus

(74) *Attorney, Agent, or Firm*—Rader, Fishman & Grauer
PLLC

(57) **CLAIM**

The ornamental design for a vehicle wheel, as shown and described.

DESCRIPTION

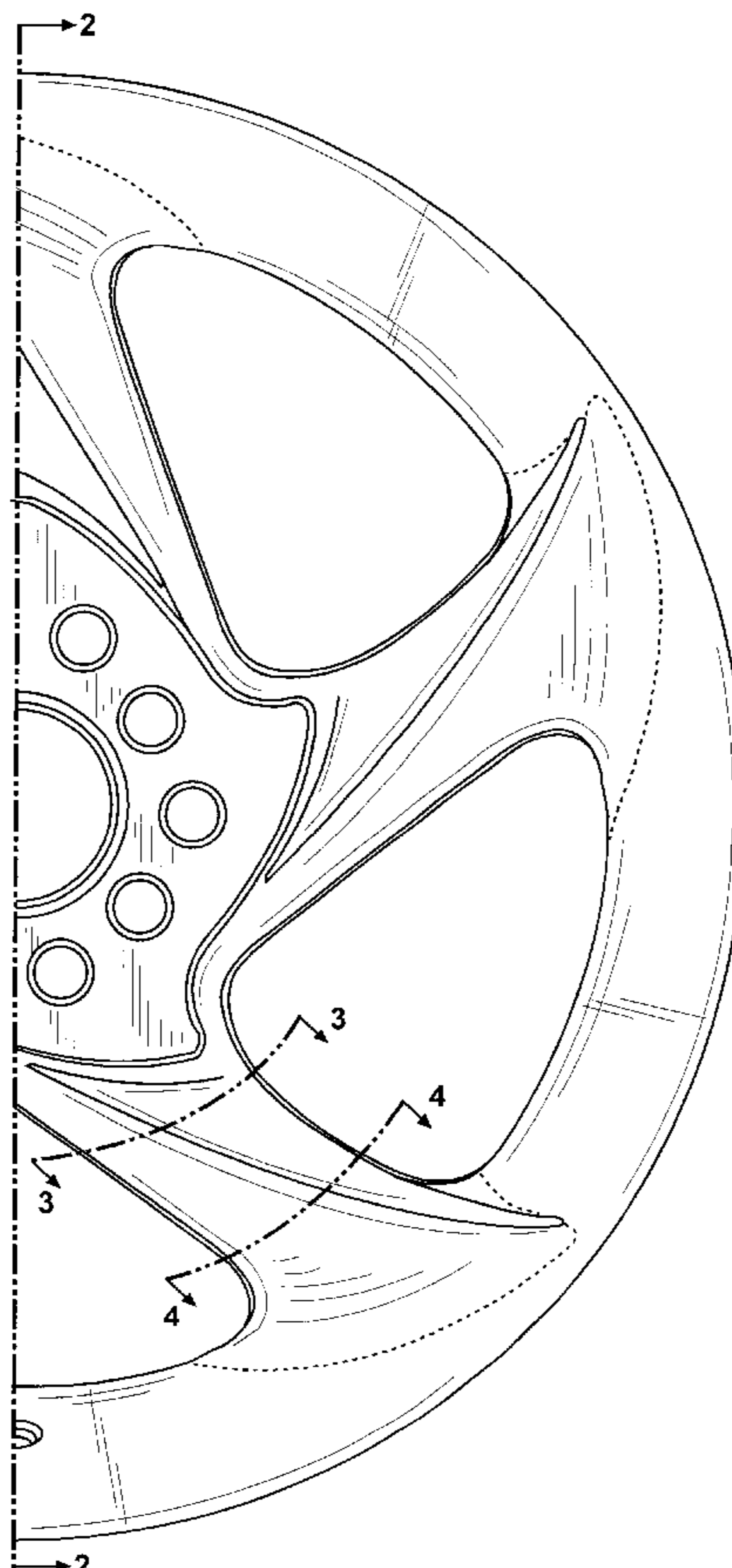
FIG. 1 is a front view of a vehicle wheel, showing my new design;

FIG. 2 is a cross-sectional view taken along line 2—2 in FIG. 1;

FIG. 3 is an enlarged cross-sectional view taken along line 3—3 in FIG. 1; and,

FIG. 4 is an enlarged cross-sectional view taken along line 4—4 in FIG. 1.

1 Claim, 3 Drawing Sheets



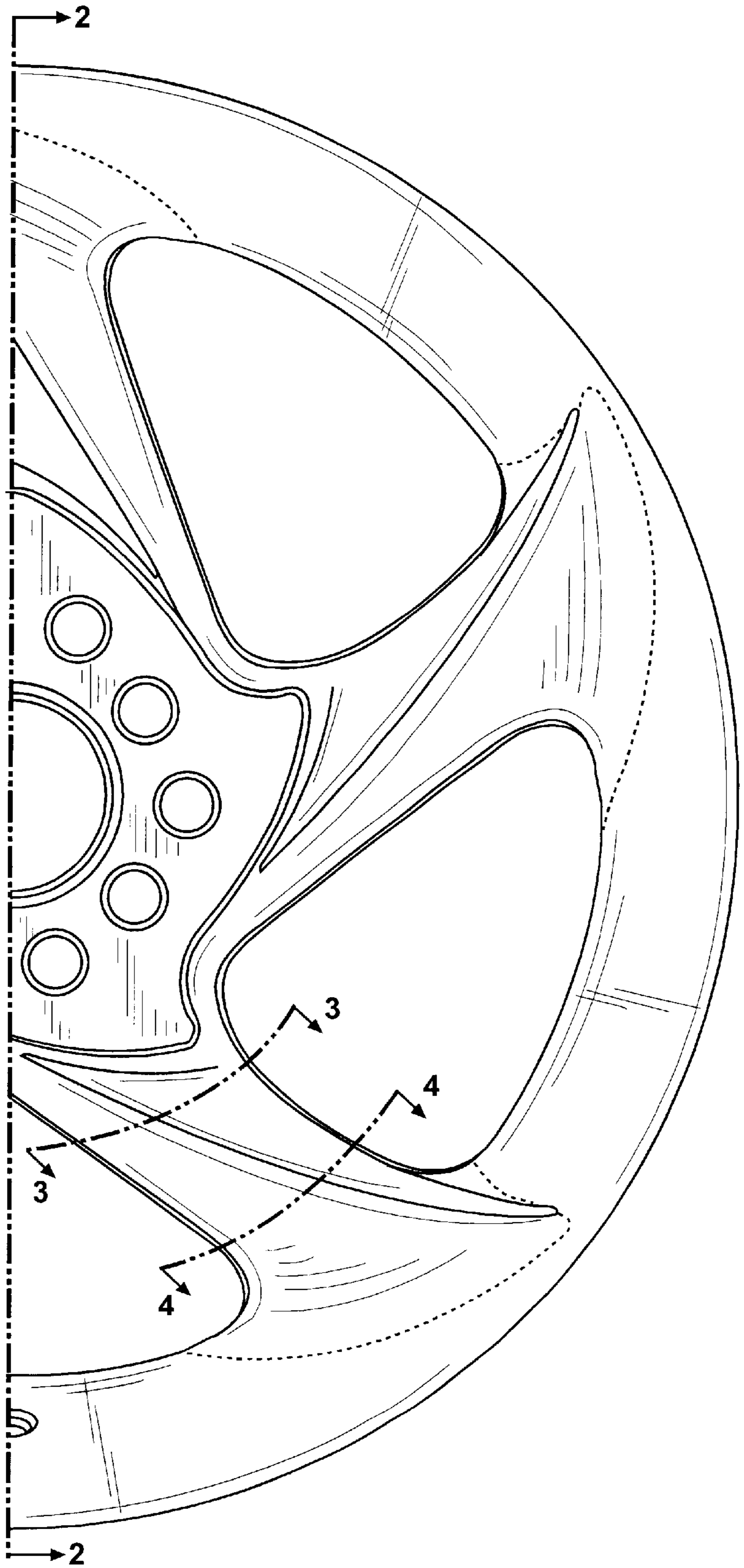


Fig. 1

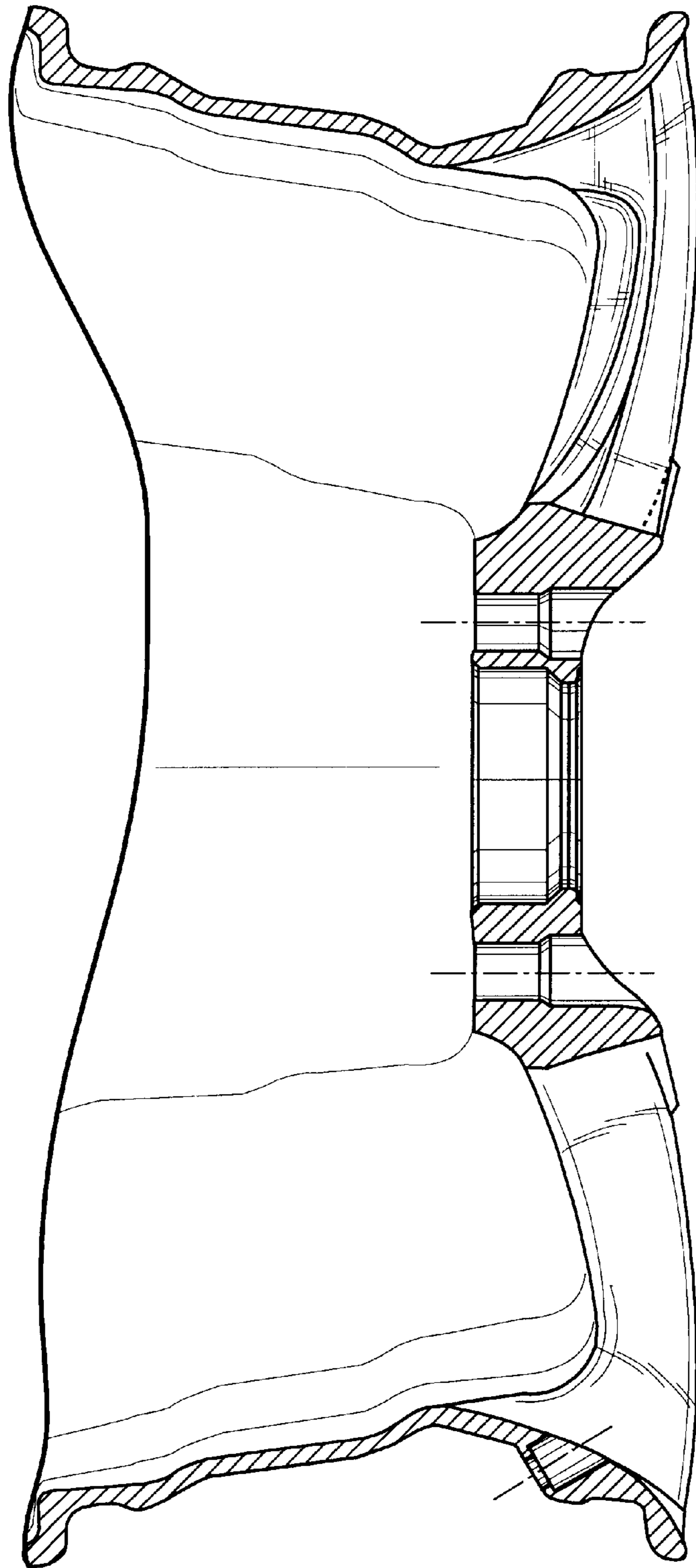


Fig. 2

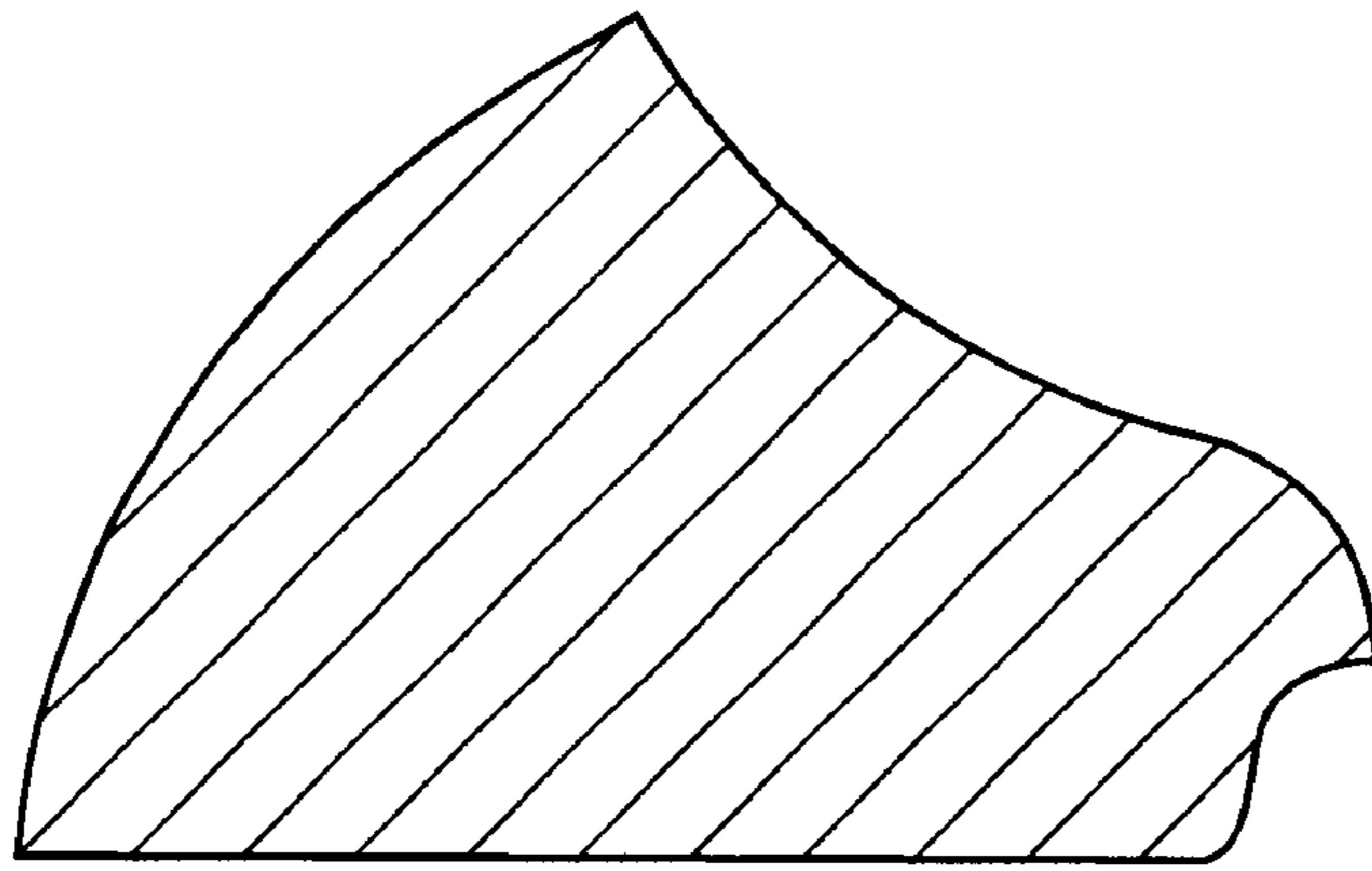


Fig. 3

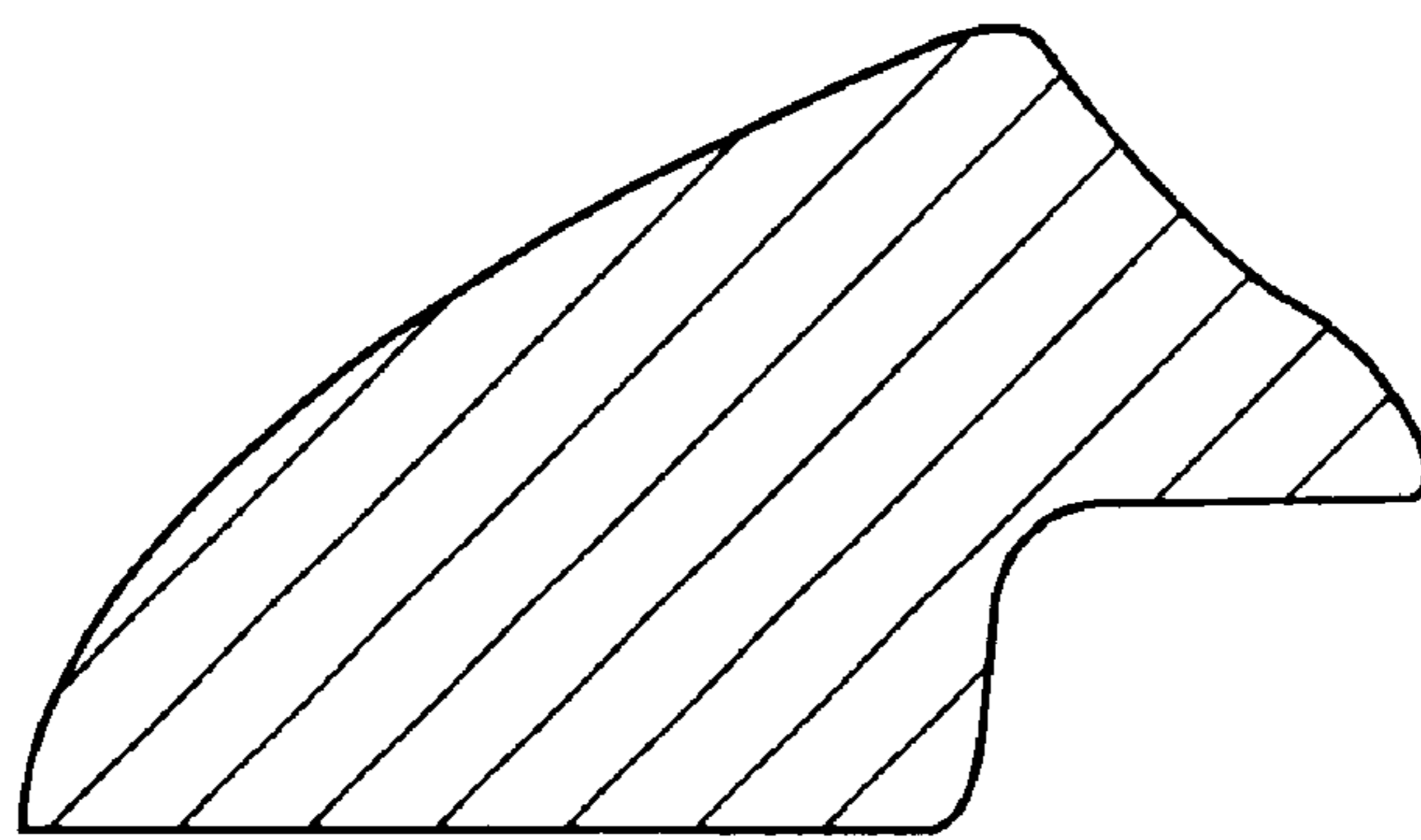


Fig. 4