



US00D452670B1

(12) **United States Design Patent**
Ishii et al.

(10) **Patent No.:** **US D452,670 S**

(45) **Date of Patent:** **** Jan. 1, 2002**

(54) **REAR BUMPER FOR AN AUTOMOBILE**

(75) **Inventors:** **Noriyuki Ishii; Shinri Chibuka;**
Daishirou Kobayashi; Yasuhiro
Kaneko, all of Wako (JP)

(73) **Assignee:** **Honda Giken Kogyo Kabushiki**
Kaisha, Tokyo (JP)

(**) **Term:** **14 Years**

(21) **Appl. No.:** **29/139,314**

(22) **Filed:** **Mar. 29, 2001**

(51) **LOC (7) Cl.** **12-16**

(52) **U.S. Cl.** **D12/169**

(58) **Field of Search** **D12/169, 196,**
D12/90-92; 293/115, 117, 120, 102, 113;
296/180.1, 180.2

(56) **References Cited**

U.S. PATENT DOCUMENTS

- D393,440 S * 4/1998 Pfeiffer et al. D12/196
- D415,087 S * 10/1999 Sacco et al. D12/196
- D419,937 S 2/2000 Sacco et al. D12/196

- D437,573 S * 2/2001 Loi D12/169
- D439,553 S * 3/2001 Sacco et al. D12/169
- D440,191 S * 4/2001 Pfeiffer D12/169
- D442,899 S * 5/2001 Weidhase D12/169

* cited by examiner

Primary Examiner—Melody N. Brown

(74) *Attorney, Agent, or Firm*—Armstrong, Westerman,
Hattori, McLeland & Naughton, LLP

(57) **CLAIM**

The ornamental design for a rear bumper for an automobile,
as shown and described.

DESCRIPTION

FIG. 1 is front view of a rear bumper for an automobile showing our new design;
 FIG. 2 is a rear view thereof;
 FIG. 3 is a top plan view thereof;
 FIG. 4 is a bottom view thereof;
 FIG. 5 is a right side view thereof;
 FIG. 6 is a left side view thereof;
 FIG. 7 is a front perspective view thereof; and,
 FIG. 8 is a rear perspective view thereof.

1 Claim, 4 Drawing Sheets

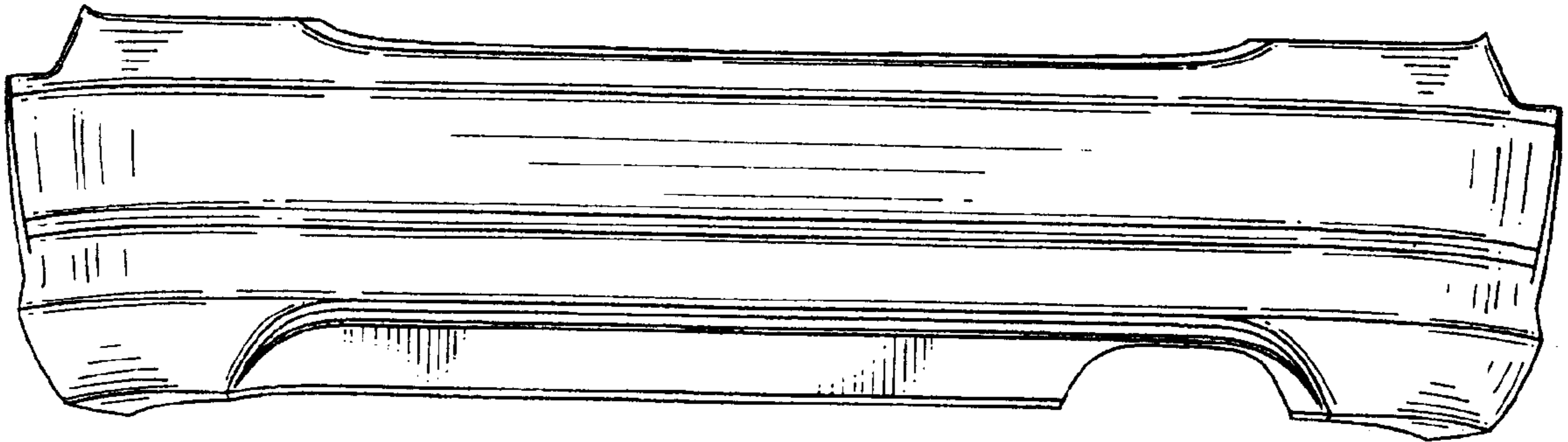


FIG. 1




FIG. 2




FIG. 3

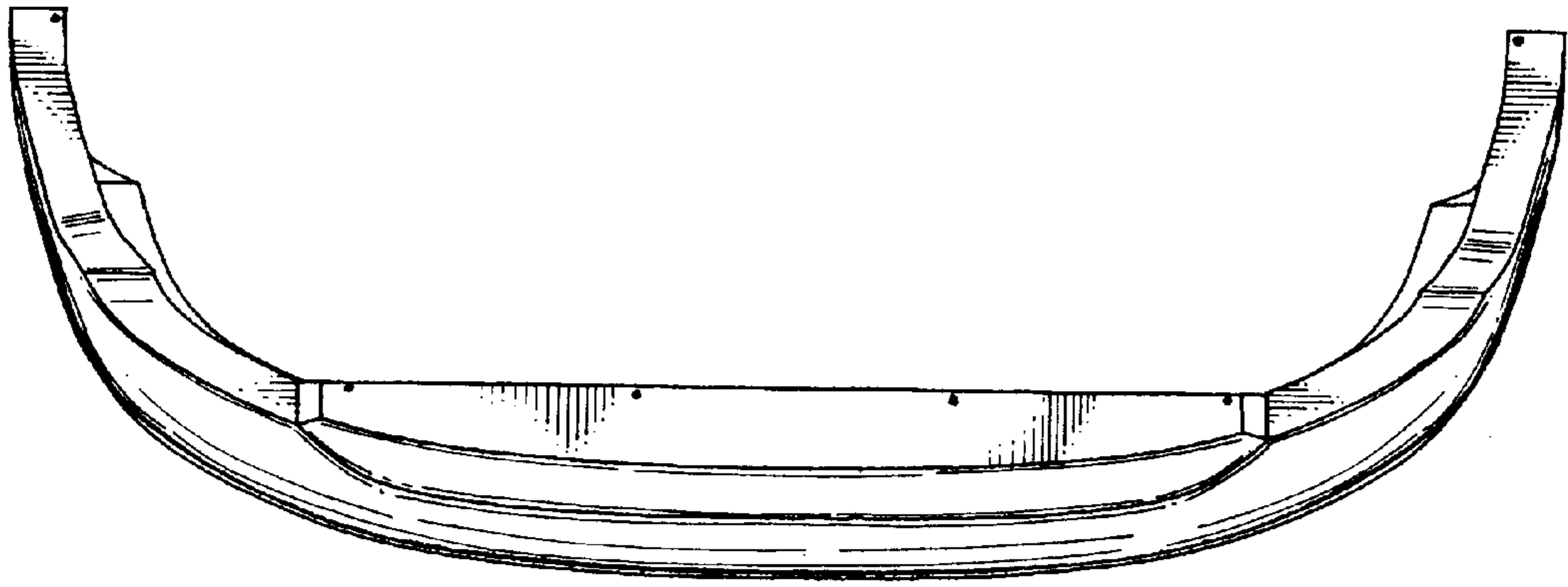


FIG. 4

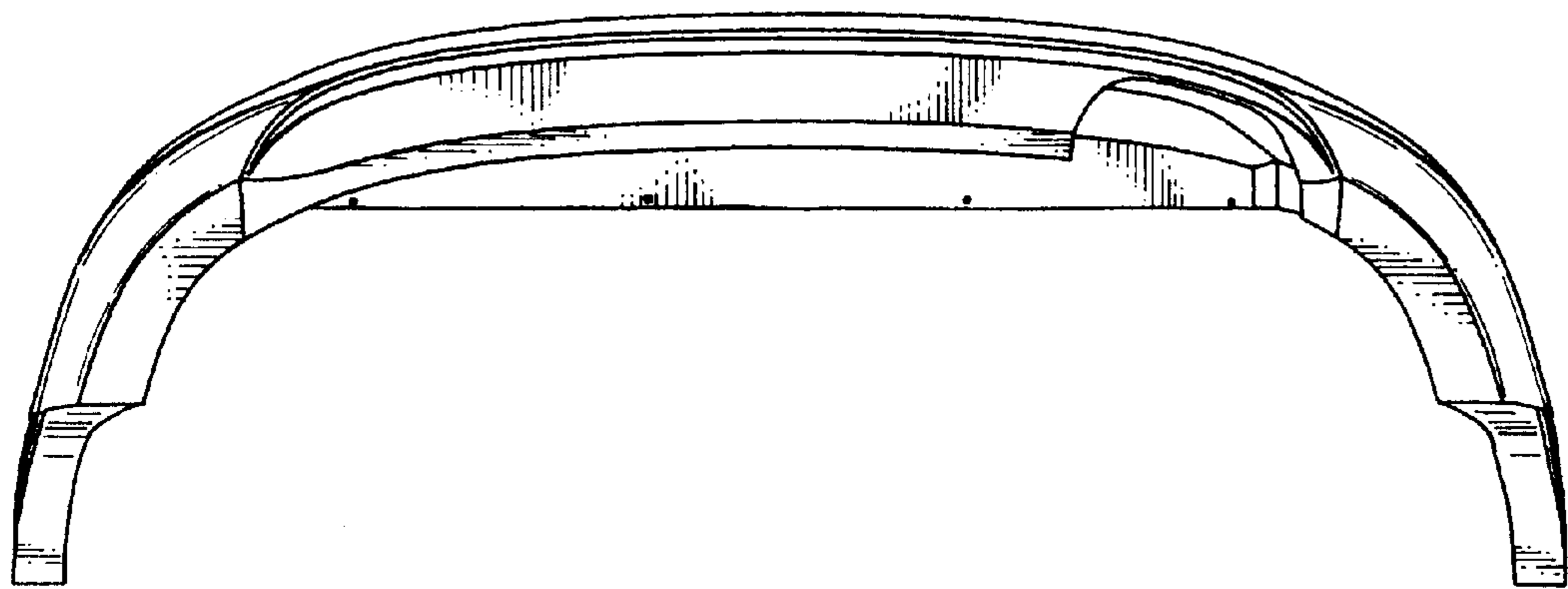


FIG. 5




FIG. 6

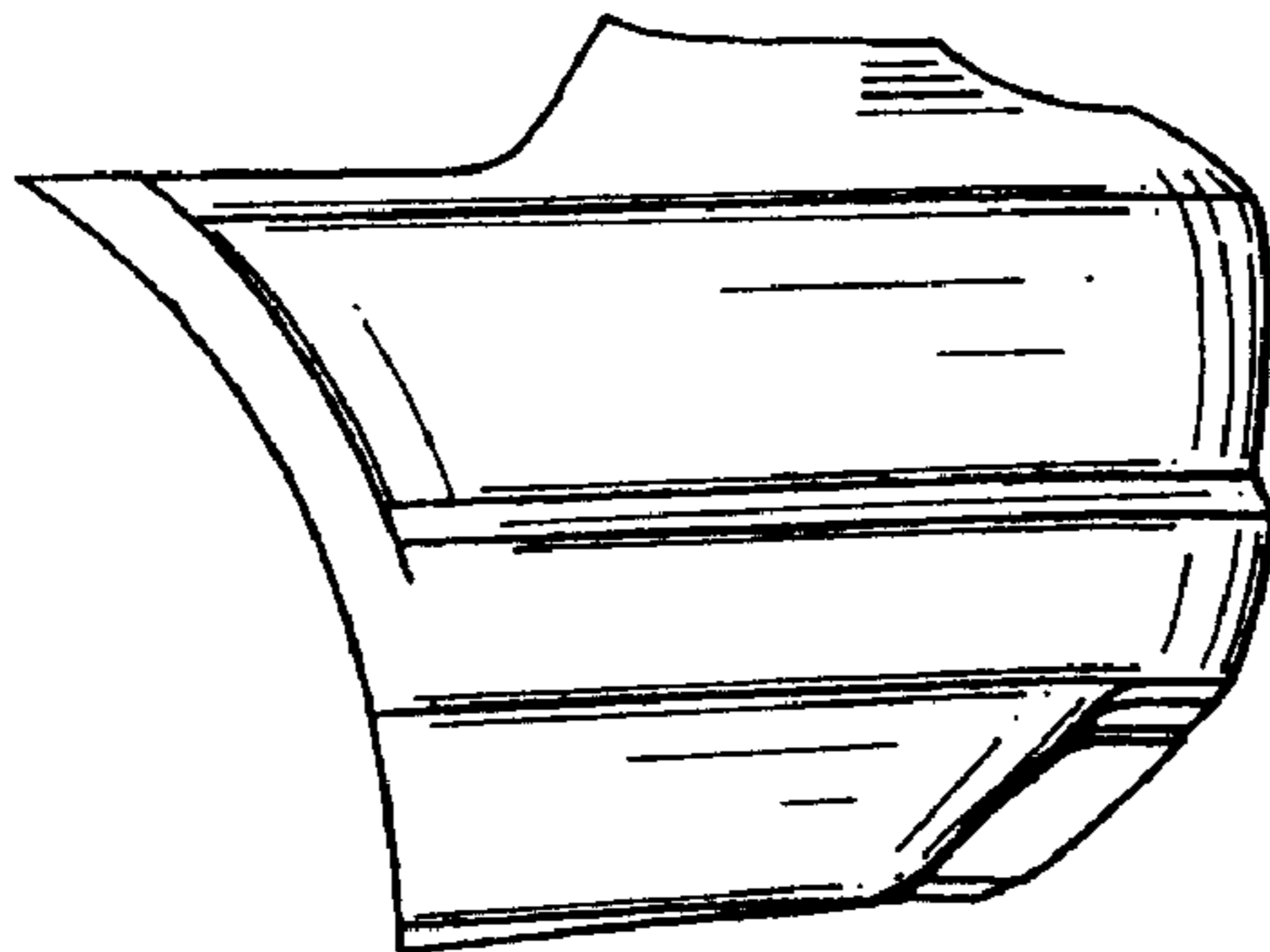


FIG. 7

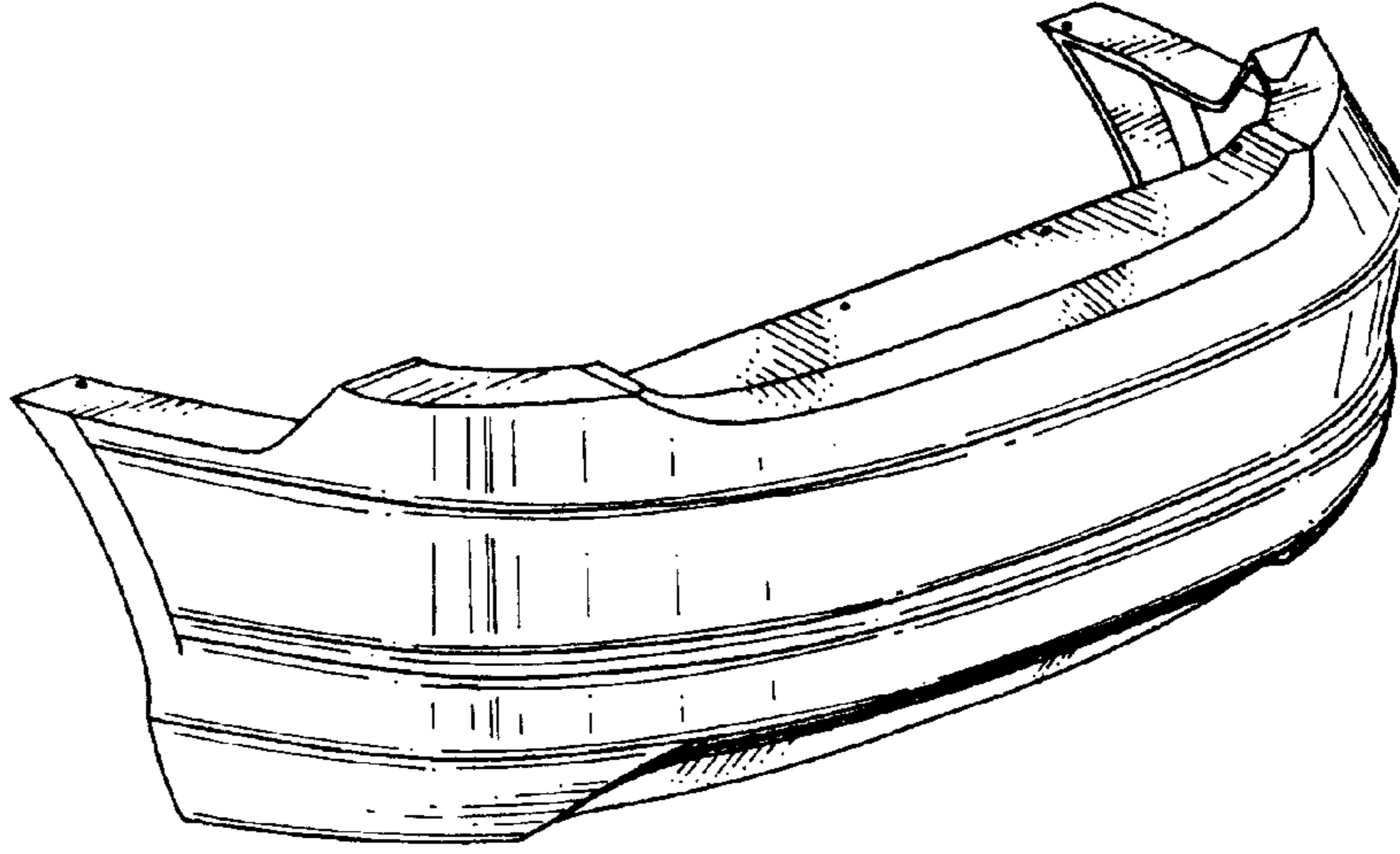


FIG. 8

