



US00D452662B2

(12) **United States Design Patent**
Connelly

(10) **Patent No.:** **US D452,662 S**

(45) **Date of Patent:** **** Jan. 1, 2002**

(54) **ARMBAND**

D172,702 S * 7/1954 Bucholtz D11/3
D304,695 S * 11/1989 Bulgari D11/15

(76) Inventor: **Michael Connelly**, 1044 E. 2nd St. #4,
Long Beach, CA (US) 90802

* cited by examiner

(**) Term: **14 Years**

Primary Examiner—Ralf Seifert

(74) *Attorney, Agent, or Firm*—Goldstein Law Offices,P.C.

(21) Appl. No.: **29/128,568**

(57) **CLAIM**

(22) Filed: **Aug. 28, 2000**

The ornamental design for an armband, as shown and described.

(51) **LOC (7) Cl.** **11-01**

(52) **U.S. Cl.** **D11/3**

(58) **Field of Search** D11/1-8, 11-25,
D11/93-94; 59/78, 80, 82, 83, 84; D10/32;
63/11, 2, 3, 4, 5.1

DESCRIPTION

FIG. 1 is a perspective view of a armband.

FIG. 2 is a top plan view thereof.

FIG. 3 is a bottom plan view thereof.

FIG. 4 is a front elevational view thereof.

FIG. 5 is a rear elevational view thereof.

FIG. 6 is a left side elevational view of the armband; and,


FIG. 7 is a right side elevational view thereof.

(56) **References Cited**

U.S. PATENT DOCUMENTS

D96,443 S * 8/1935 Bojar D11/4
D96,444 S * 8/1935 Bojar D11/4
D144,794 S * 5/1946 Malinowski D11/4

1 Claim, 4 Drawing Sheets






FIG. 1

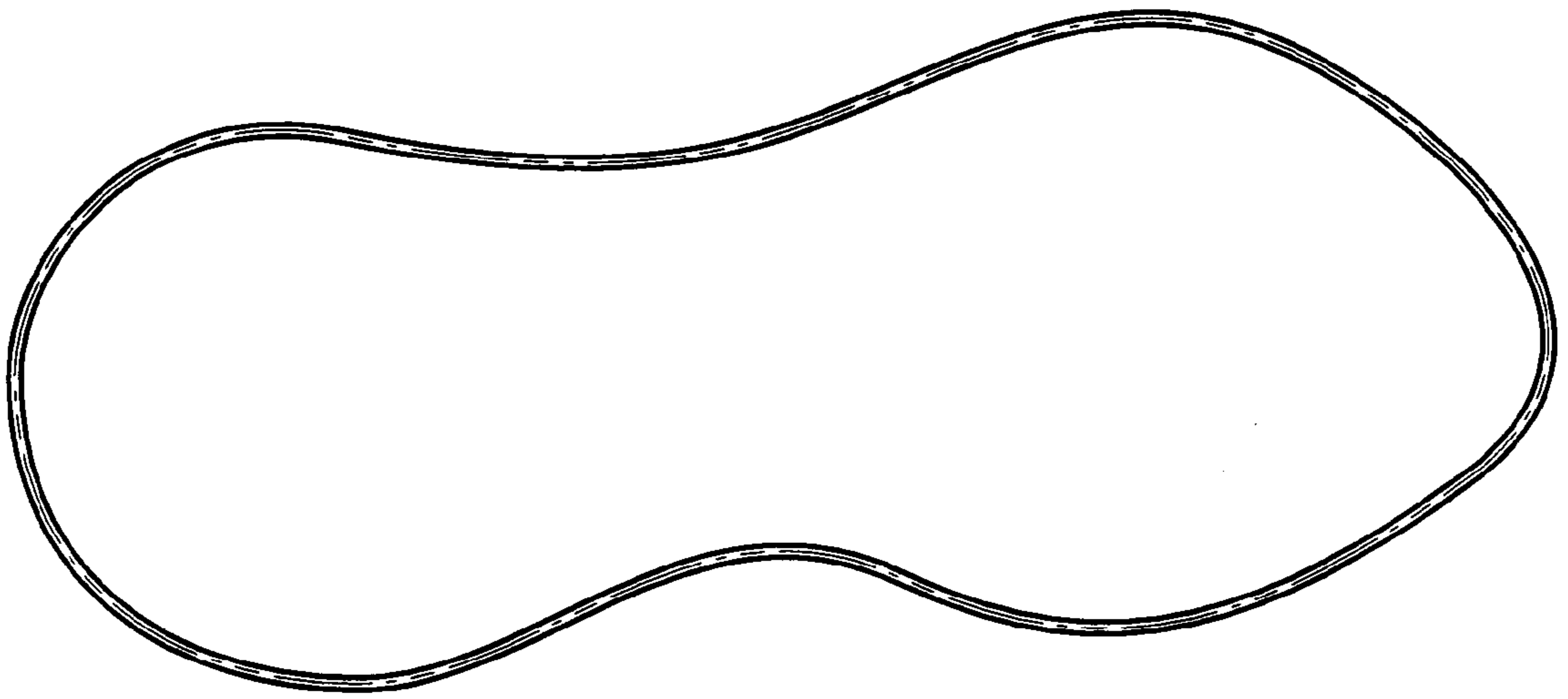


FIG. 2

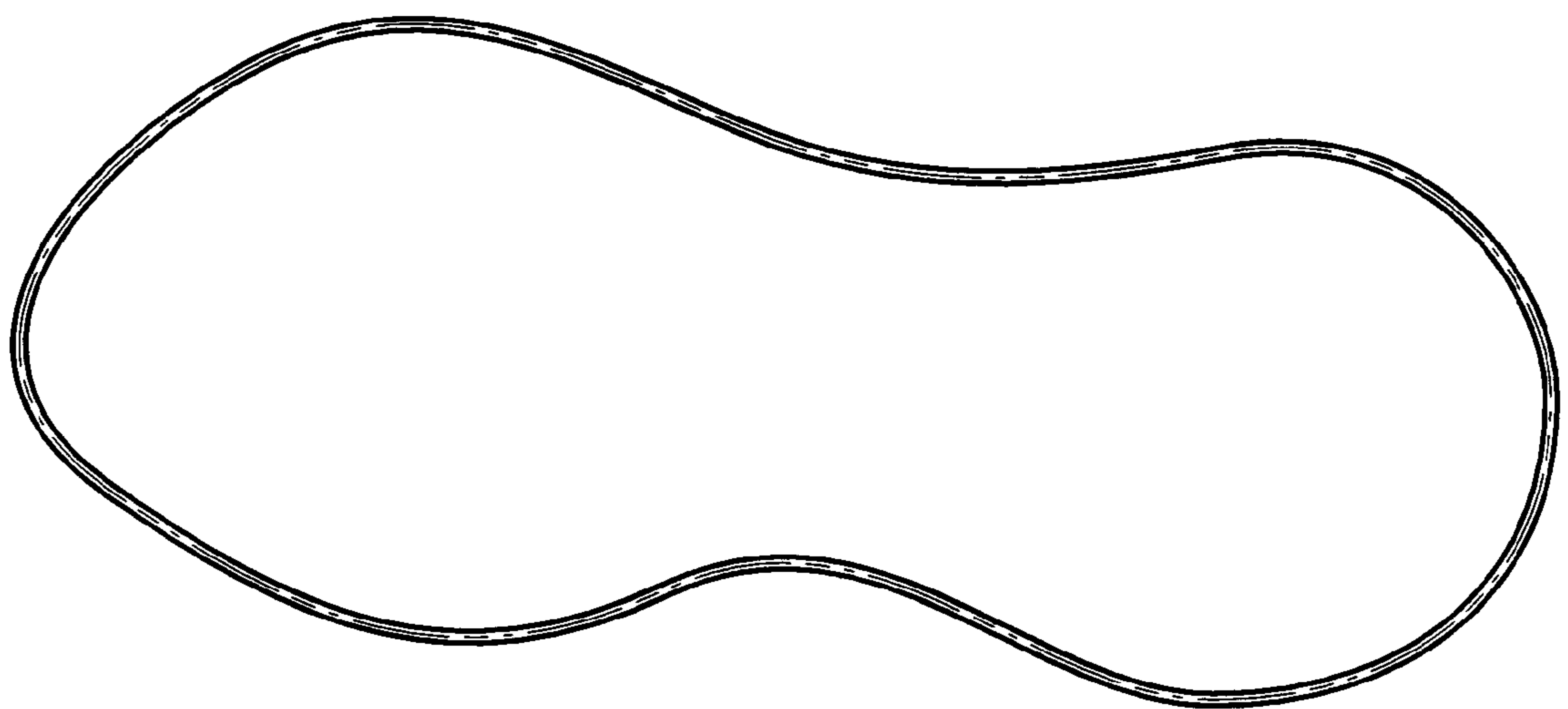


FIG. 3




FIG. 4




FIG. 5




FIG. 6




FIG. 7