



US00D452654B1

(12) **United States Design Patent**
Scaramelli, IV

(10) **Patent No.:** **US D452,654 S**

(45) **Date of Patent:** **** Jan. 1, 2002**

(54) **BOTTLE**

(76) **Inventor:** **Louis J. Scaramelli, IV**, 19 Brighton Rd., Manhasset, NY (US) 11030

(**) **Term:** **14 Years**

(21) **Appl. No.:** **29/120,380**

(22) **Filed:** **Mar. 20, 2000**

(51) **LOC (7) Cl.** **09-01**

(52) **U.S. Cl.** **D9/549**

(58) **Field of Search** D9/500, 520, 549,
D9/558, 574, 575, 503; 215/272, 274, 275,
276, 277, 316, 317

(56) **References Cited**

U.S. PATENT DOCUMENTS

- D25,535 S * 5/1896 Estes
- D28,731 S * 5/1898 Bogert
- D217,709 S * 6/1970 McKinney et al. D9/1
- D242,020 S * 10/1976 Kretz D9/1
- D312,775 S * 12/1990 Tacconelli D9/352

D330,429 S * 10/1992 Lewis et al. D24/224

D333,617 S * 3/1993 Brown D9/503

D420,594 S * 2/2000 Weinstein et al. D9/520

* cited by examiner

Primary Examiner—Adir Aronovich

Assistant Examiner—Daniel Bui

(74) *Attorney, Agent, or Firm*—Nixon & Vanderhye PC;
Frank P. Presta

(57) **CLAIM**

The ornamental design for a bottle, as shown and described.

DESCRIPTION

FIG. 1 is a perspective view of the bottle of the present invention;

FIG. 2 is an elevational view of one side of the bottle, the other side being identical thereto;

FIG. 3 is a bottom plan view of the bottle; and,

FIG. 4 is a top plan view of the bottle.

The broken lines are for illustrative purposes only and form no part of the design.

1 Claim, 3 Drawing Sheets




Fig. 1

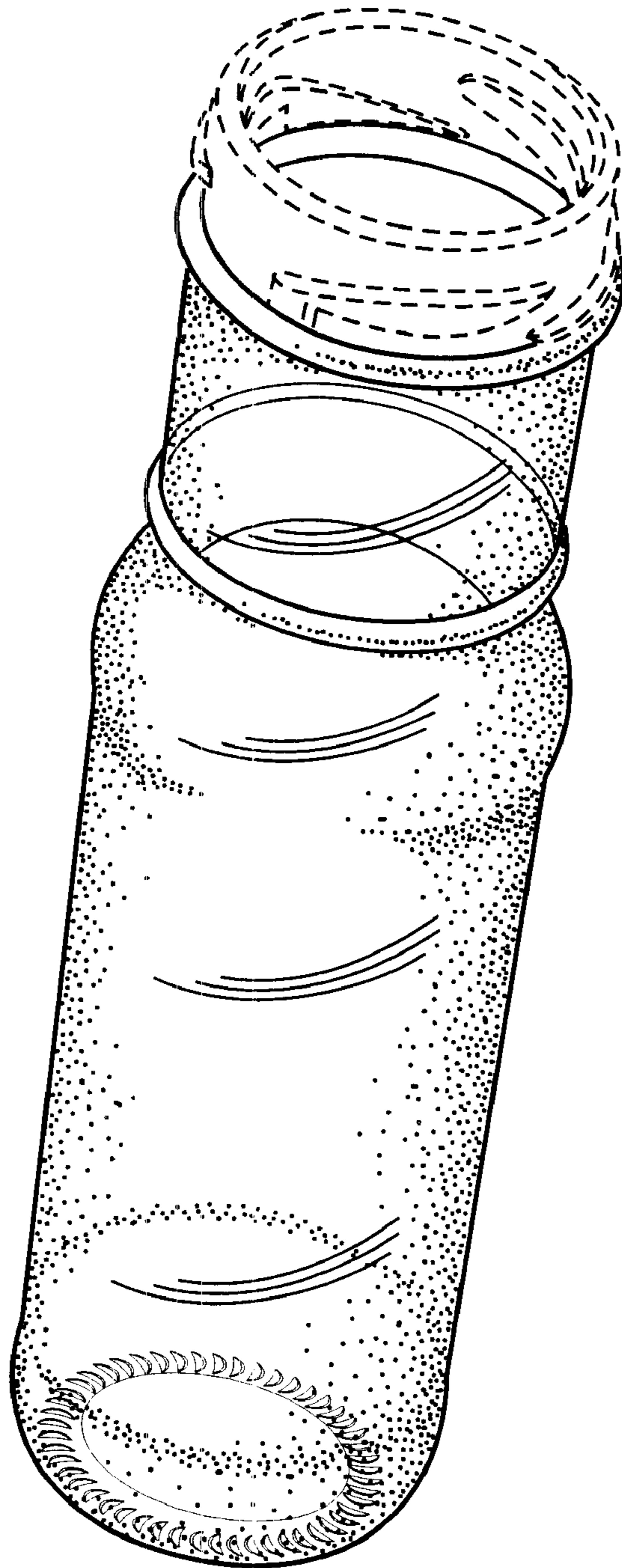


Fig. 2

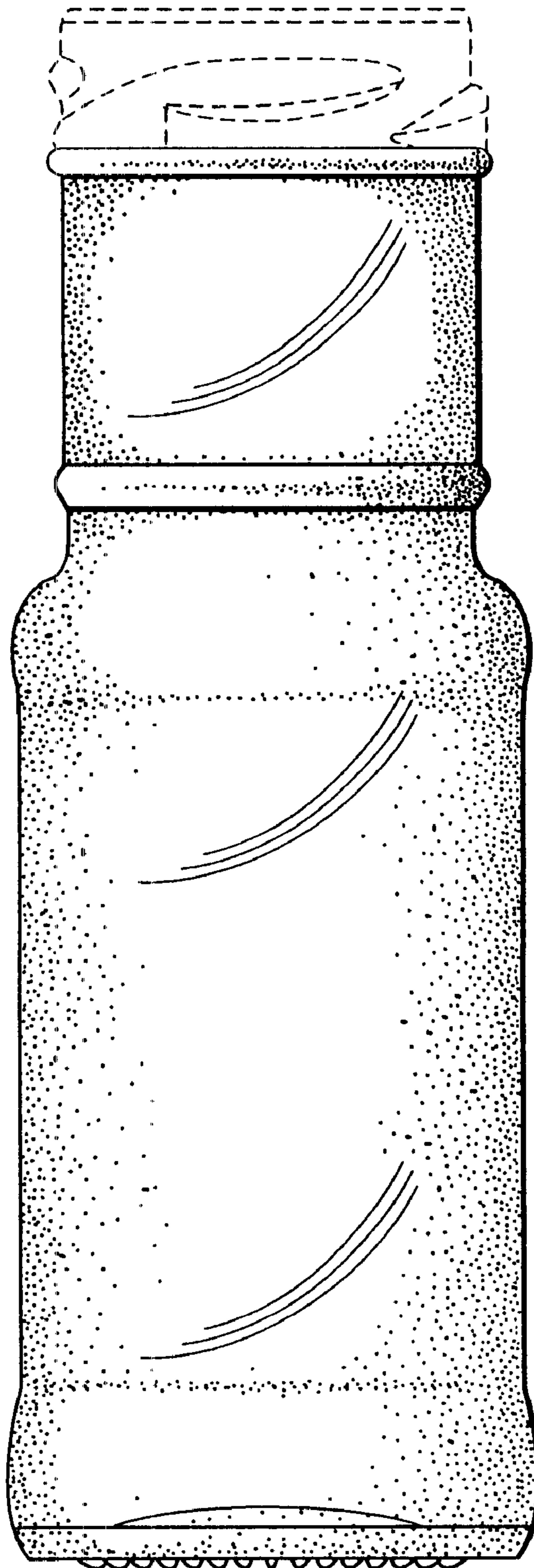


Fig. 4




Fig. 3

