



US00D452646B2

(12) **United States Design Patent**
Pige

(10) **Patent No.:** **US D452,646 S**

(45) **Date of Patent:** **** Jan. 1, 2002**

(54) **BAG**
(75) **Inventor:** **Jean-Paul Pige**, Genas (FR)
(73) **Assignee:** **S.A. Perroud et Fils (Societe Anonyme)**, Champagne au Mont d'Or (FR)

(**) **Term:** **14 Years**

(21) **Appl. No.:** **29/119,515**
(22) **Filed:** **Mar. 2, 2000**

(30) **Foreign Application Priority Data**
Sep. 2, 1999 (XH) DM/049 006

(51) **LOC (7) Cl.** **09-05**
(52) **U.S. Cl.** **D9/305**
(58) **Field of Search** D9/302, 305, 306;
383/70, 71, 104, 105, 106, 120, 907

(56) **References Cited**
U.S. PATENT DOCUMENTS
D29,594 S * 11/1898 Arkell D9/305

D157,172 S * 2/1950 Krappman D9/331
4,460,426 A * 7/1984 Saito 383/104 X
4,890,757 A * 1/1990 Robbins, III 383/104 X
D349,451 S * 8/1994 Sagnard D9/305
D432,907 S * 10/2000 Hyde D9/305

* cited by examiner

Primary Examiner—Cathron C. Brooks
(74) *Attorney, Agent, or Firm*—Young & Thompson



(57) **CLAIM**

The ornamental design for a bag, as shown and described.

DESCRIPTION

FIG. 1 is a top and side perspective view of a bag showing my new design;
FIG. 2 is a bottom and side perspective view thereof;
FIG. 3 is a side elevational view thereof;
FIG. 4 is a top plan view thereof; and,
FIG. 5 is a bottom plan view thereof.
Because of the flexible nature of the bag, the degree of opening of the bag varies among the views.

1 Claim, 2 Drawing Sheets






FIG. 1




FIG. 2




FIG. 3




FIG. 4




FIG. 5