



US00D452636B2

(12) **United States Design Patent**  
**Hill**

(10) **Patent No.:** **US D452,636 S**

(45) **Date of Patent:** **\*\* Jan. 1, 2002**

- (54) **INFLATABLE TREAT BOWL**
- (75) Inventor: **Steven Gene Hill**, Menlo Park, CA (US)
- (73) Assignee: **Pumpkin Ltd.**, Denver, CO (US)
- (\*\*) Term: **14 Years**
- (21) Appl. No.: **29/124,617**
- (22) Filed: **Jun. 8, 2000**
- (51) **LOC (7) Cl.** ..... **07-01**
- (52) **U.S. Cl.** ..... **D7/579; D7/547; D7/556; D7/551.3**
- (58) **Field of Search** ..... **D7/607, 571, 578, D7/579, 555, 556, 547, 551.3; D30/118, 161; 119/168, 166, 482; D6/334; D11/160; D9/311, 316, 310; 220/23.83, 574; 206/203; D21/593, 594, 622**

- D369,278 S \* 4/1996 Scialpi et al. .... D7/579
- D420,854 S \* 2/2000 Michaeli ..... D7/533.6
- D421,549 S \* 3/2000 Hints ..... D7/555

\* cited by examiner

*Primary Examiner*—M. N. Pandozzi  
(74) *Attorney, Agent, or Firm*—Timothy J. Martin; Michael R. Henson; Mark H. Weygandt

(57) **CLAIM**

The ornamental design for an inflatable treat bowl, as shown and described.

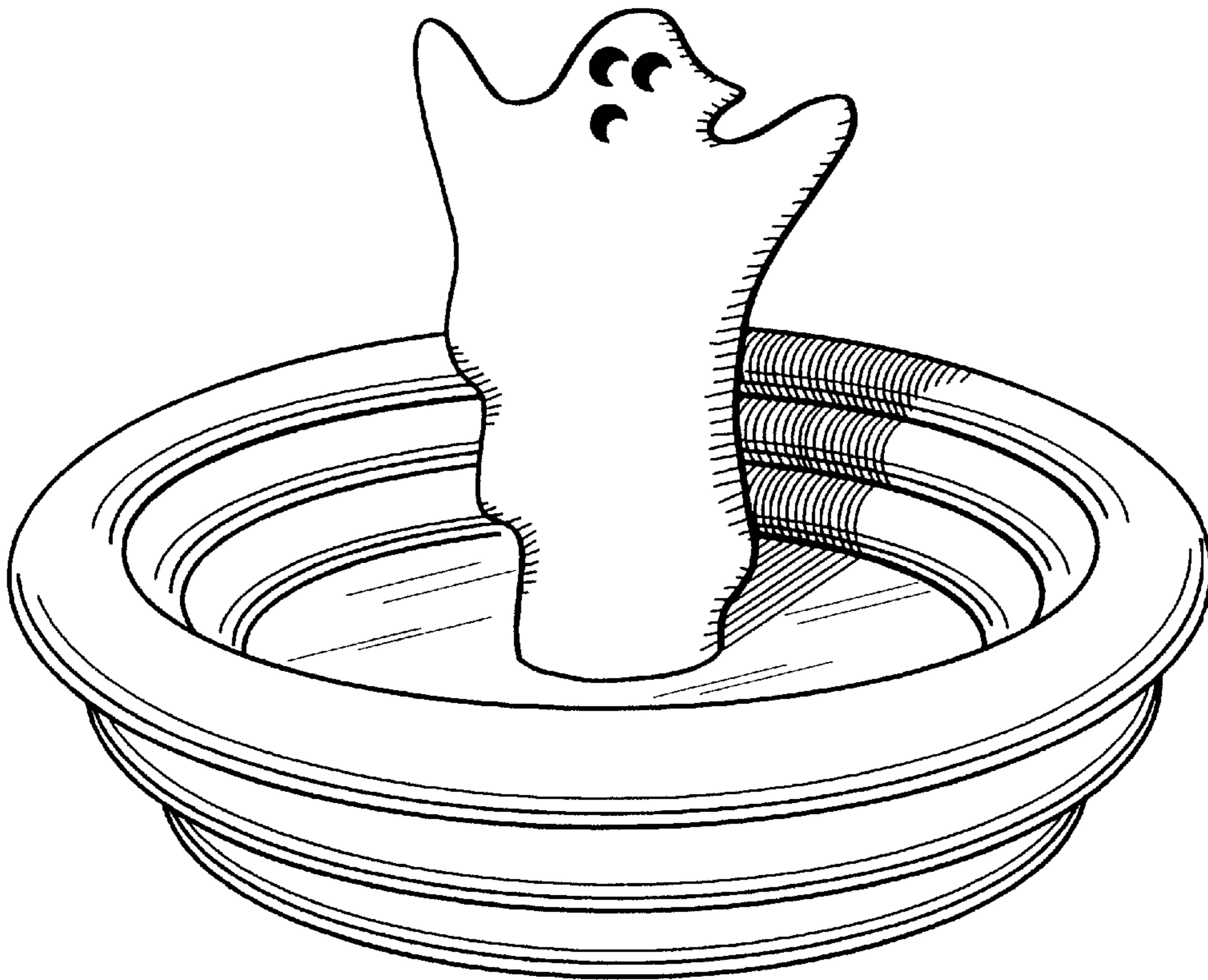
**DESCRIPTION**

FIG. 1 is a perspective view of an inflatable treat bowl showing my new design;  
 FIG. 2 is a front elevational view thereof;  
 FIG. 3 is a rear elevational view thereof;  
 FIG. 4 is a left side elevational view thereof;  
 FIG. 5 is a right side elevational view thereof;  
 FIG. 6 is a top plan view thereof; and,  
 FIG. 7 is a bottom plan view thereof.

The broken lines in the drawings are for illustrative purposes only and form no part of the claimed design.  
 The rear elevational view is a mirror-image of the front elevational view.

- (56) **References Cited**
- U.S. PATENT DOCUMENTS**
- D94,833 S \* 3/1935 Herring ..... D7/551.3
- 2,032,248 A \* 2/1936 Bins ..... 119/482
- D239,395 S \* 3/1976 David ..... D30/118
- D240,000 S \* 5/1976 Cone ..... D7/556
- D347,143 S \* 5/1994 Awyong ..... D7/354

**1 Claim, 4 Drawing Sheets**






Fig.1




Fig.2




Fig.3

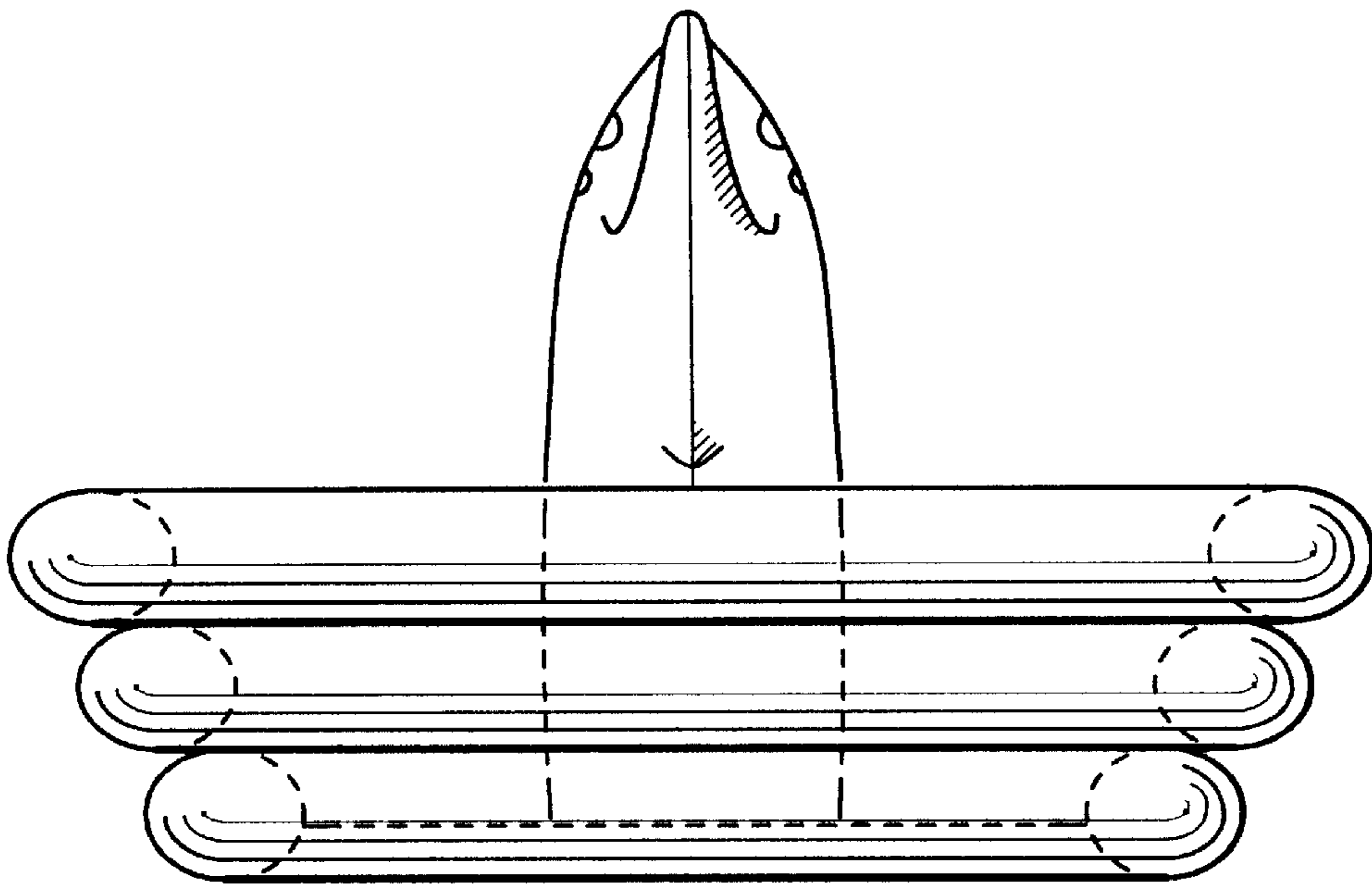


Fig.4

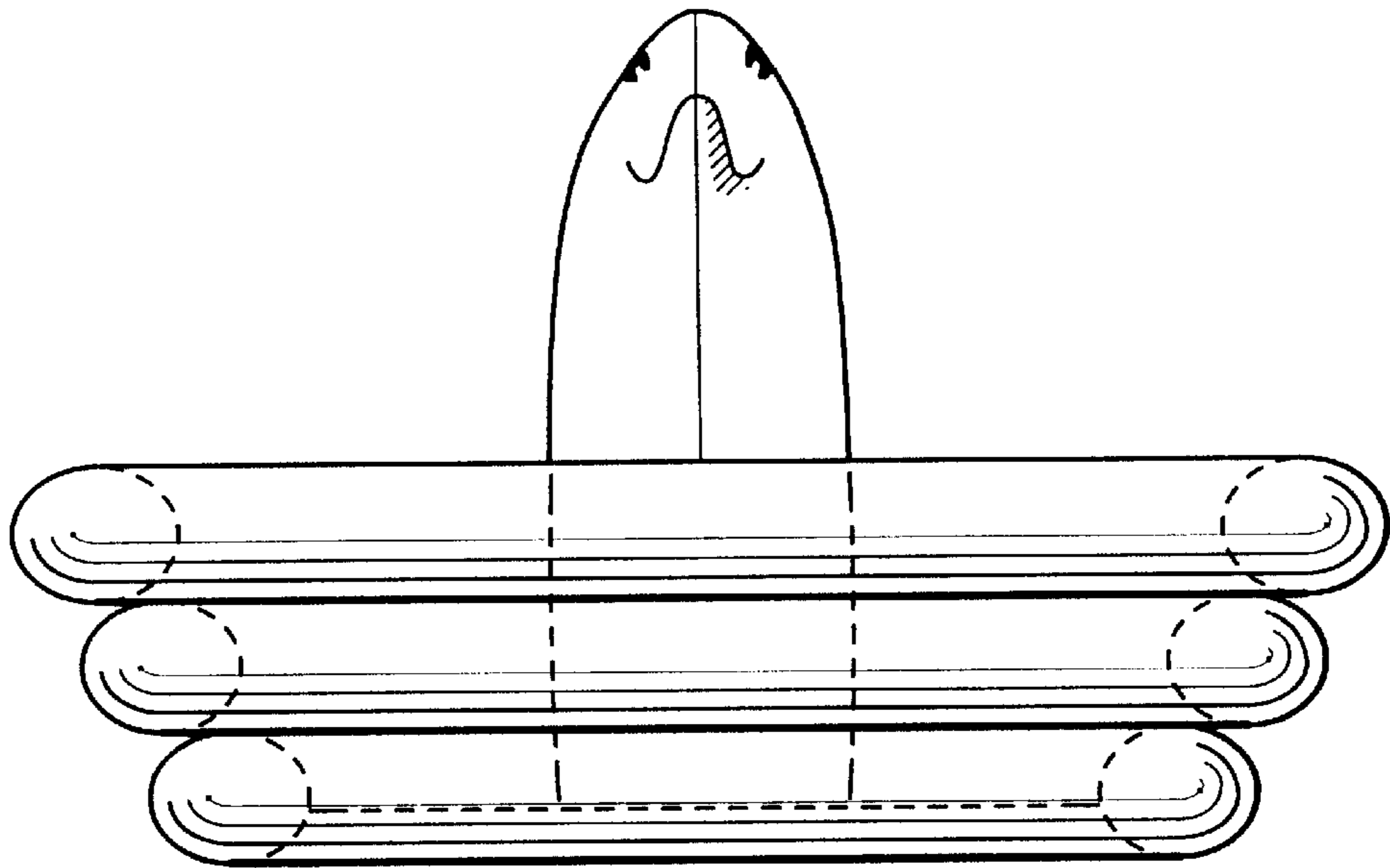


Fig. 5

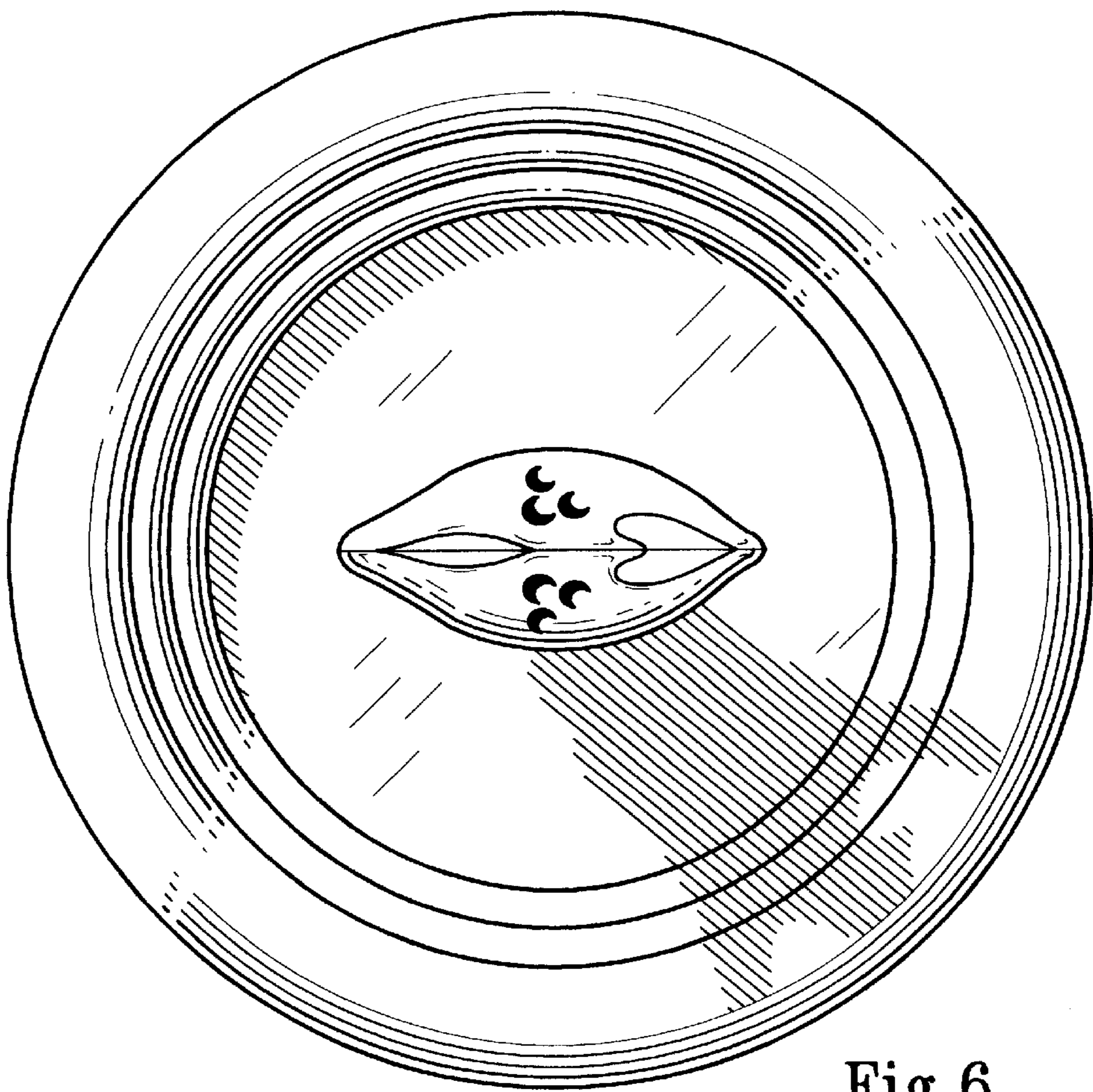


Fig. 6

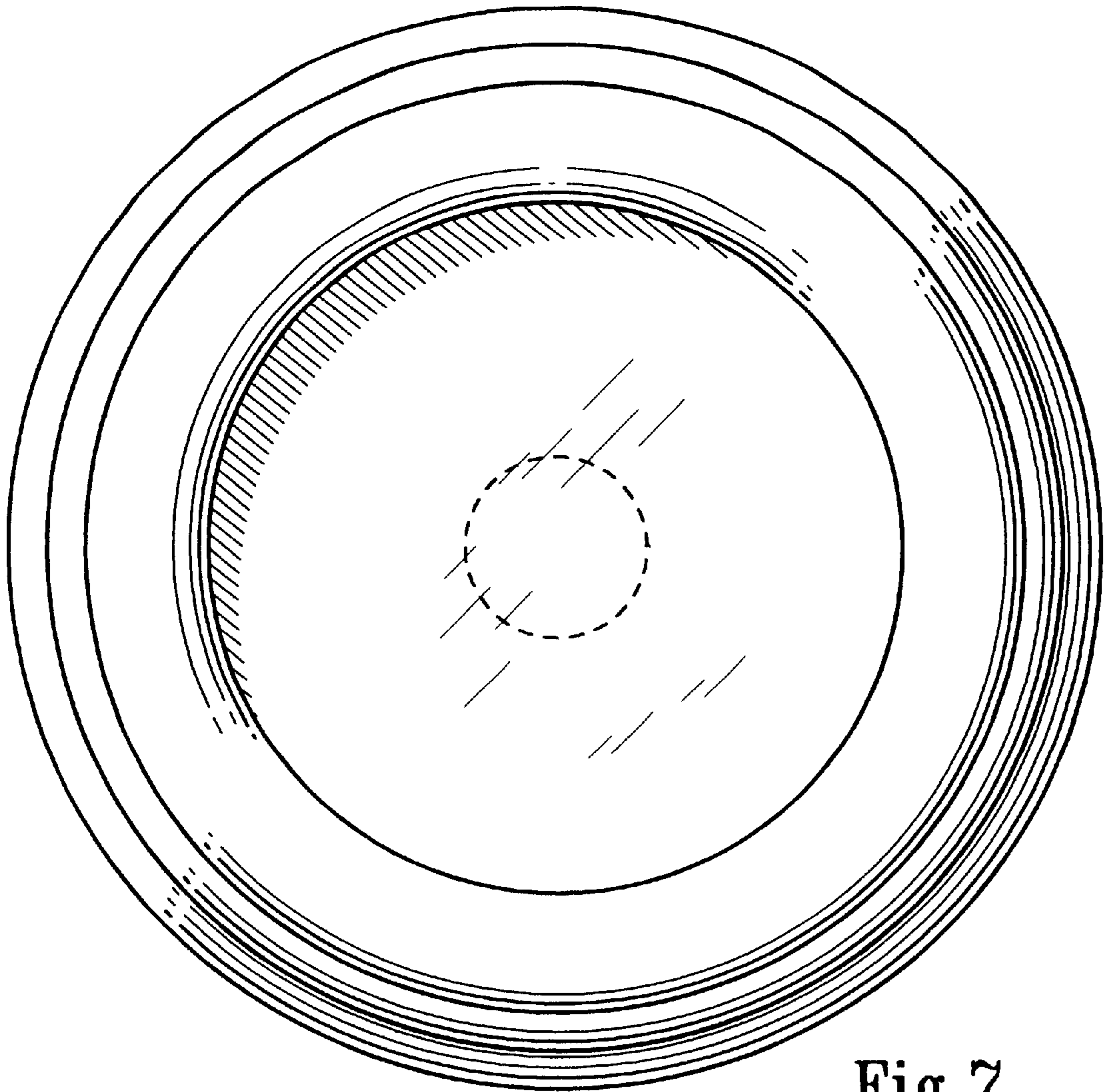


Fig.7