



US00D452634B1

(12) **United States Design Patent**
Weinberg

(10) **Patent No.:** **US D452,634 S**

(45) **Date of Patent:** **** Jan. 1, 2002**

(54) **GLASS**

(75) **Inventor:** **Steven Weinberg**, Pawtucket, RI (US)

(73) **Assignee:** **D. Swarovski & Co.**, Wattens (AT)

(**) **Term:** **14 Years**

(21) **Appl. No.:** **29/132,806**

(22) **Filed:** **Nov. 17, 2000**

(51) **LOC (7) Cl.** **07-99**

(52) **U.S. Cl.** **D7/526; D7/524; D7/537**

(58) **Field of Search** **D7/522, 524, 526,**
D7/527, 528, 537, 396.4, 396.6, 396.2;
215/12.1, 382, 374

(56) **References Cited**

U.S. PATENT DOCUMENTS

D13,041 S	*	7/1882	Burgess	D7/396.4
D13,043 S	*	7/1882	Burgess	D7/396.4
D104,573 S	*	5/1937	McCartney	D7/524
D105,737 S	*	8/1937	Cunningham	D7/527

D124,738 S	*	1/1941	Cunningham	D7/526
D126,362 S	*	4/1941	Cunningham	D7/527
D161,704 S	*	1/1951	Morrison	D7/527
D231,762 S	*	6/1974	Stott	D7/527
D299,299 S	*	1/1989	Durand	D7/527
D316,947 S	*	5/1991	Wenzl	D7/537

* cited by examiner

Primary Examiner—M. N. Pandozzi

(74) *Attorney, Agent, or Firm*—Wenderoth, Lind & Ponack, L.L.P.

(57) **CLAIM**

The ornamental design for a glass, as shown.

DESCRIPTION

FIG. 1 is a bottom plan view.
 FIG. 2 is a front elevational view.
 FIG. 3 is a rear elevational view.
 FIG. 4 is a right side elevational view.
 FIG. 5 is a left side elevational view; and,
 FIG. 6 is a top plan view.

1 Claim, 1 Drawing Sheet

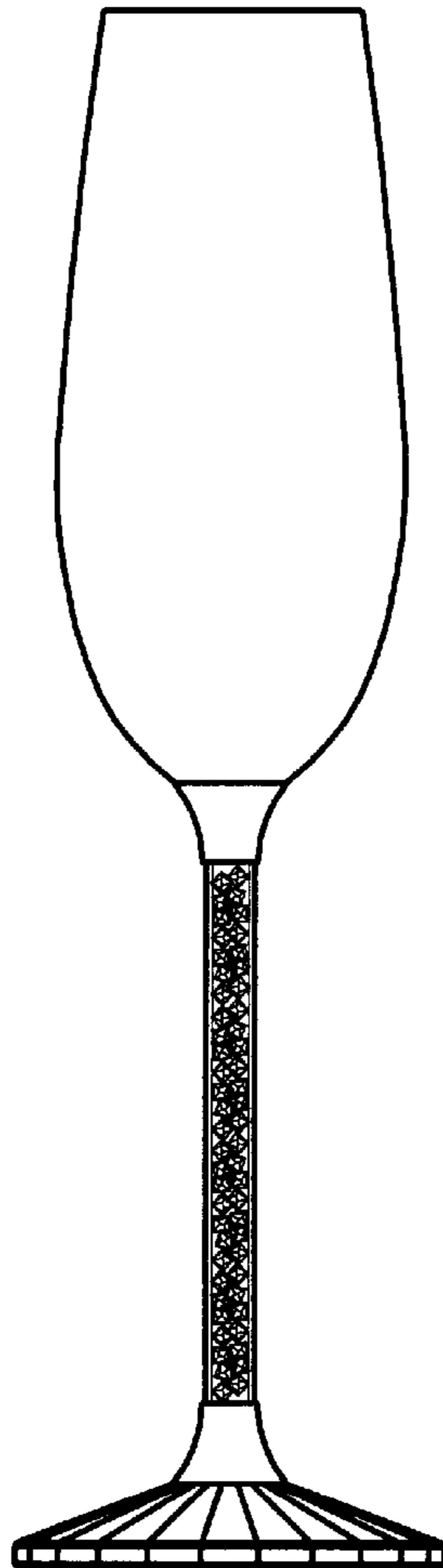


FIG. 1

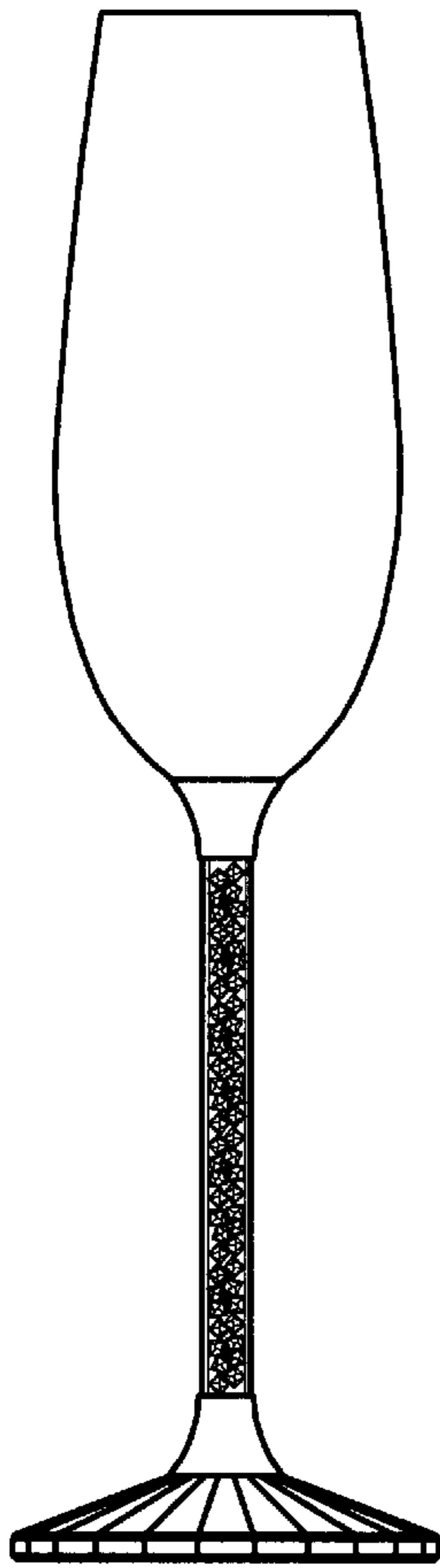



FIG. 2

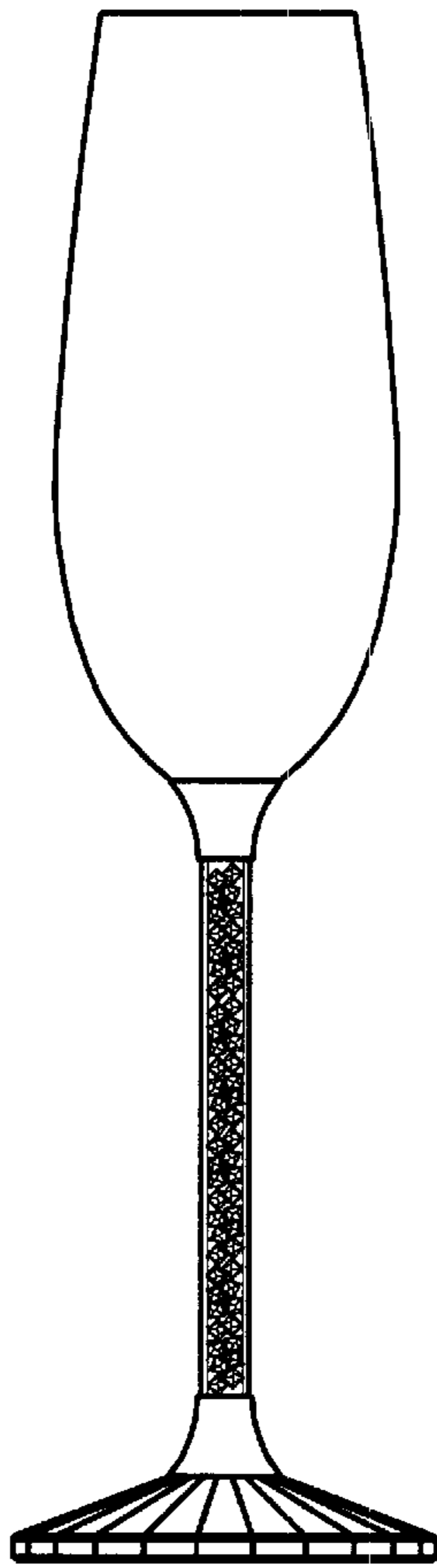


FIG. 3

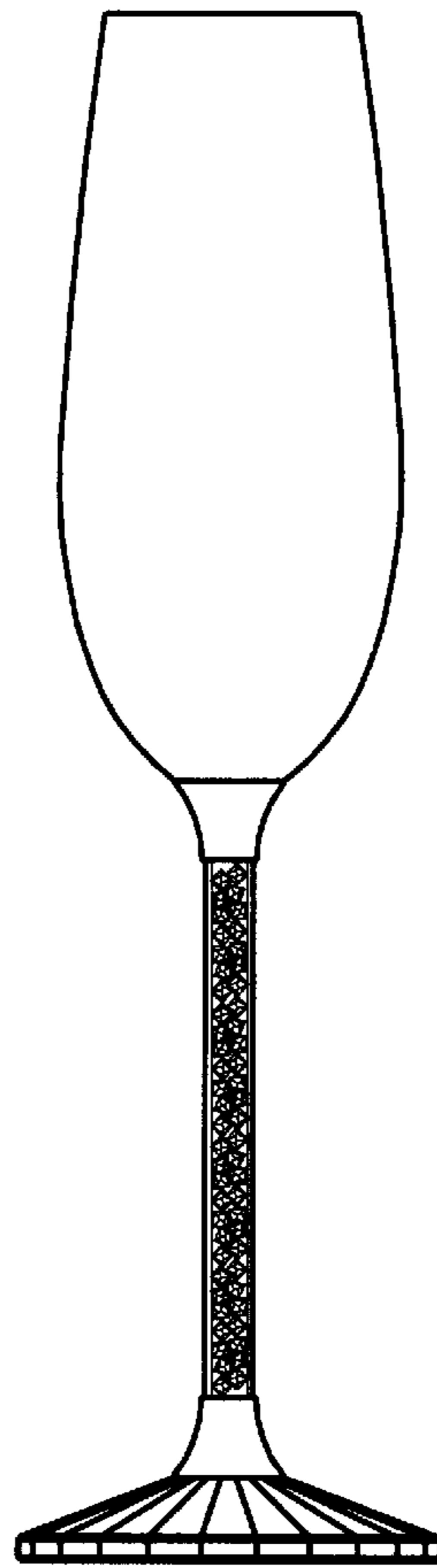


FIG. 4

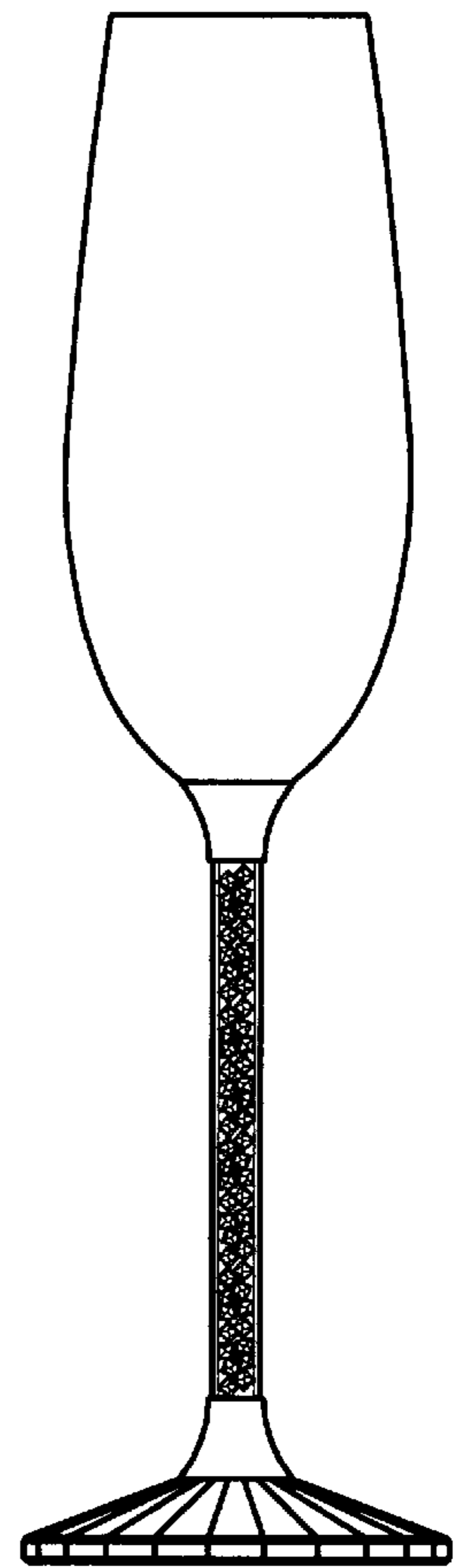


FIG. 5

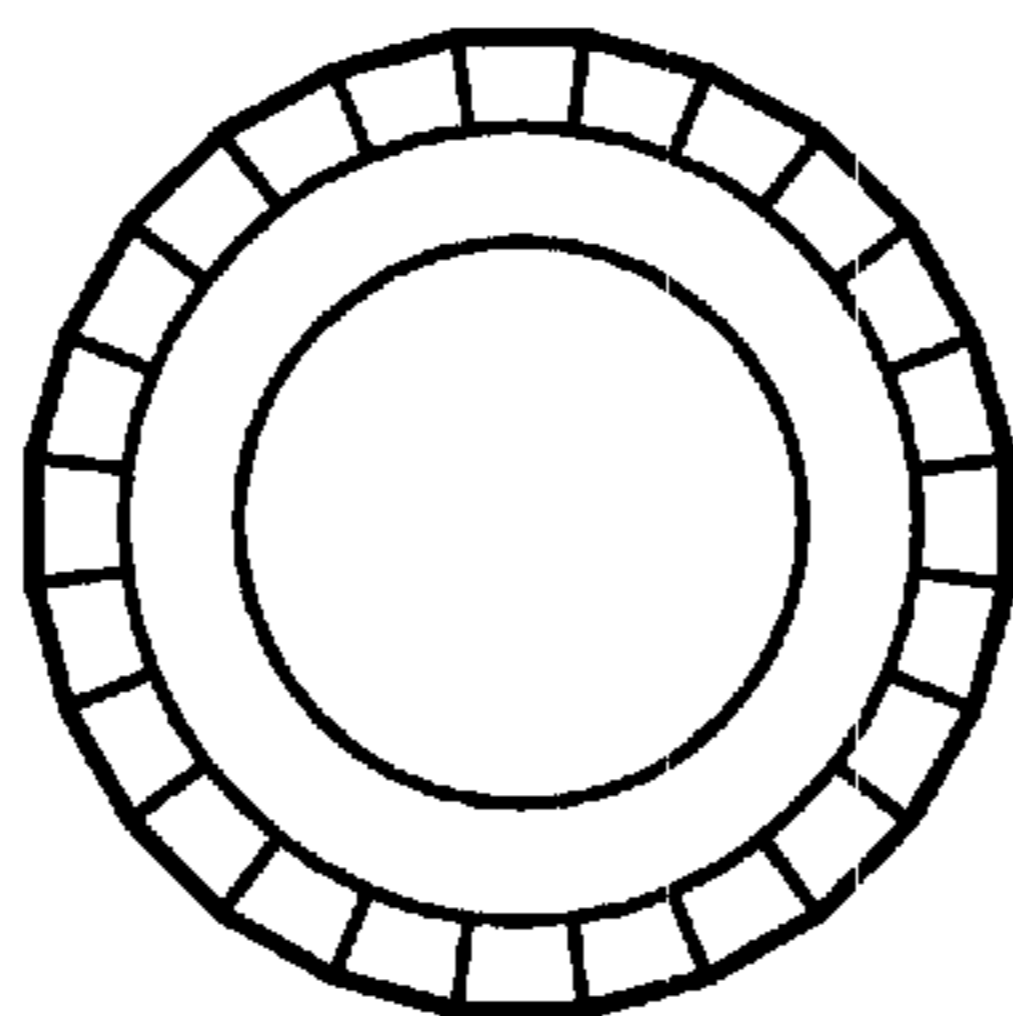


FIG. 6