



US00D452627B1

(12) **United States Design Patent**  
**Petri**

(10) **Patent No.:** **US D452,627 S**

(45) **Date of Patent:** **\*\* Jan. 1, 2002**

(54) **WORK TABLE**

D352,194 S \* 11/1994 Hosoe ..... D6/482  
D373,270 S \* 9/1996 Alexander et al. .... D6/487

(75) Inventor: **Manfred Petri**, Marietta, GA (US)

\* cited by examiner

(73) Assignee: **Tella Systems (1998), Inc.**, Lasalle (CA)

*Primary Examiner*—Janice E. Seeger  
(74) *Attorney, Agent, or Firm*—Finnegan, Henderson, Farabow, Garrett, and Dunner, L.L.P.

(\*\*) Term: **14 Years**

(21) Appl. No.: **29/126,000**

(57) **CLAIM**

(22) Filed: **Jul. 7, 2000**

The ornamental design for a work table, as shown and described.

(30) **Foreign Application Priority Data**

**DESCRIPTION**

Feb. 15, 2000 (CA) ..... 2000-0462

FIG. 1 is an isometric view of the top of the work table of the present invention as a whole.

(51) **LOC (7) Cl.** ..... **06-06**

FIG. 2 is a top view of the top of the work table of the present invention in plan.

(52) **U.S. Cl.** ..... **D6/511; D6/482**

(58) **Field of Search** ..... D6/480-489, 511, D6/427, 428, 432, 441; 108/153.1, 155, 156, 157.1, 161, 50.01, 50.02; 312/140.3, 208.1, 194-197

FIG. 3 is a side view of the work table of the present invention; and,

FIG. 4 is a side view of the right edge of the work table of the present invention.


(56) **References Cited**

The oval-shaped work table has an oval cut-out, and a continuous curved and profiled edge on the outside perimeter of the work table.

**U.S. PATENT DOCUMENTS**

D336,185 S \* 6/1993 Deinen et al. .... D6/486  
D338,789 S \* 8/1993 Rizzi ..... D6/486

**1 Claim, 4 Drawing Sheets**



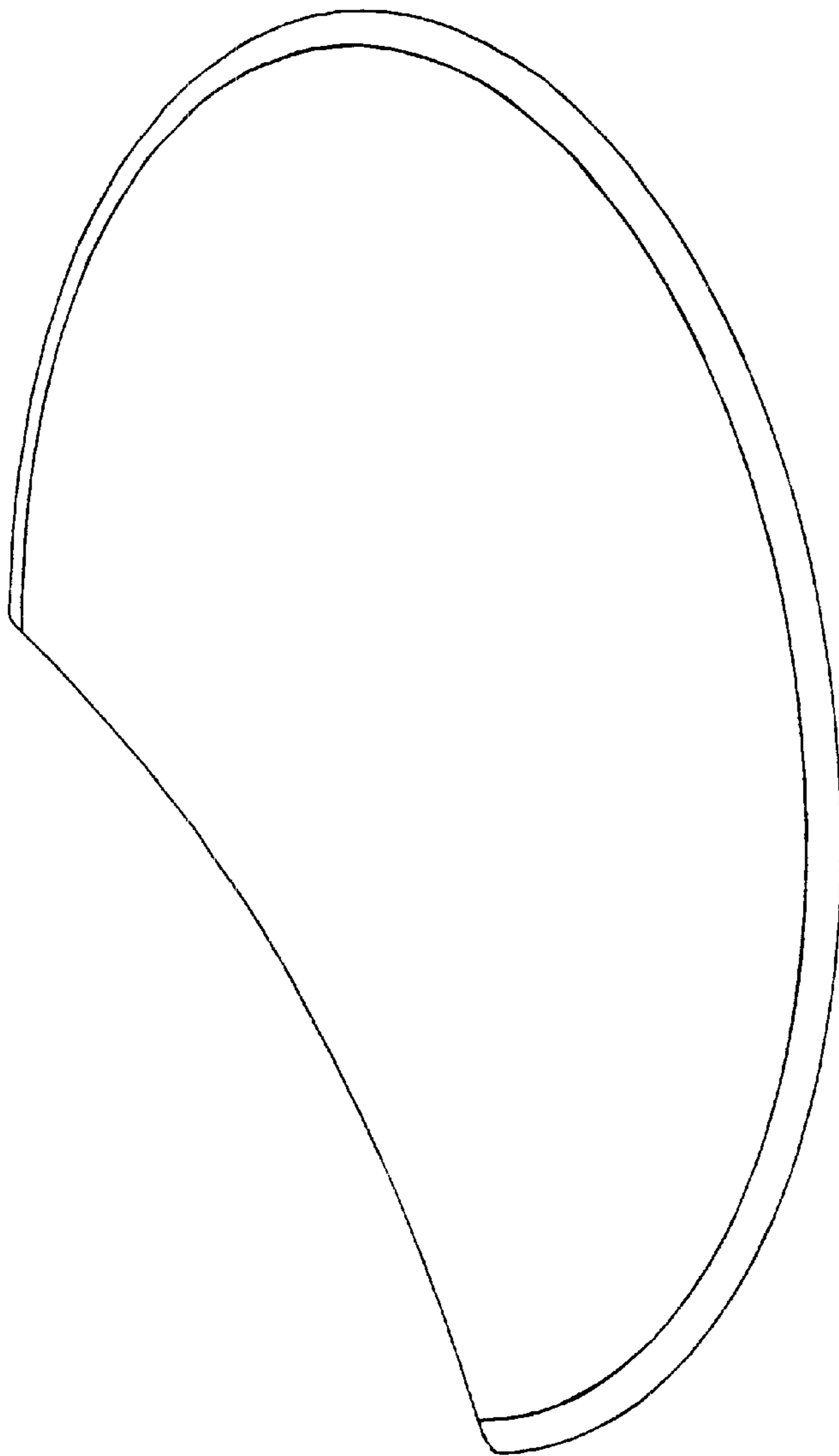


FIGURE 1

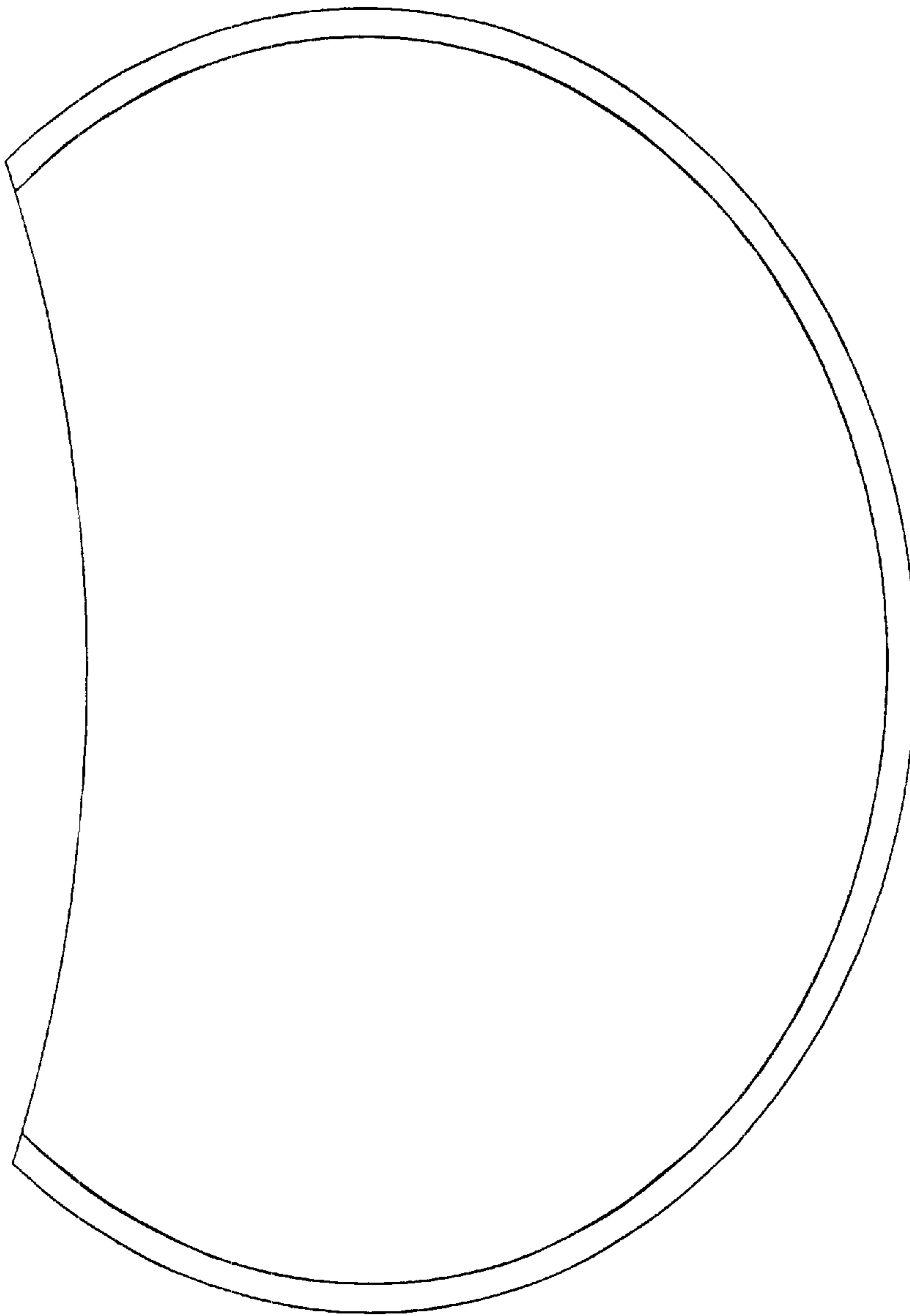


FIGURE 2

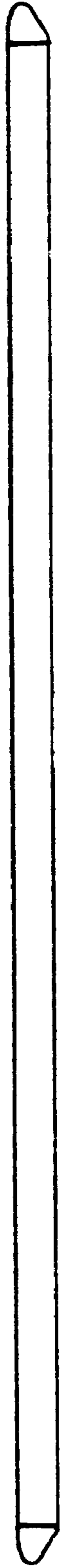


FIGURE 3




FIGURE 4