



US00D452619B1

(12) **United States Design Patent**
Piretti

(10) **Patent No.:** **US D452,619 S**
(45) **Date of Patent:** **** Jan. 1, 2002**

- (54) **FOLDING CHAIR**
- (75) Inventor: **Giancarlo Piretti**, Bologna (IT)
- (73) Assignee: **Desital Holland B.V.** (NL)
- (**) Term: **14 Years**
- (21) Appl. No.: **29/133,433**
- (22) Filed: **Nov. 30, 2000**
- (51) **LOC (7) Cl.** **06-01**
- (52) **U.S. Cl.** **D6/368**
- (58) **Field of Search** D6/334, 335, 368,
D6/374, 376, 380, 500-502; 297/16.1, 34,
55, 56, 57, 58, 59, 452.1, 301.3, 303.3

- D328,984 S 9/1992 Marini
- D344,418 S 2/1994 Favaretto
- D367,185 S 2/1996 Olson
- 5,524,966 A * 6/1996 Piretti 297/301.3
- D374,129 S 10/1996 Timmons
- D382,415 S 8/1997 Leib
- D383,009 S 9/1997 Piretti
- D388,629 S 1/1998 Piretti
- D393,955 S 5/1998 Piretti
- D408,642 S 4/1999 Piretti
- D435,977 S * 1/2001 Ambasz D6/368
- D436,457 S * 1/2001 Ambasz D6/368

- (56) **References Cited**
- U.S. PATENT DOCUMENTS**
- D169,930 S 6/1953 Chapman et al.
- D197,403 S 1/1964 Dodds
- D202,264 S 9/1965 Albinson
- D214,267 S * 5/1969 Moore et al. D6/368
- D214,315 S 6/1969 Bartholomew
- D233,715 S 11/1974 Fantoni
- D243,425 S 2/1977 Gibson
- D244,813 S 6/1977 Buhk
- D249,417 S 9/1978 Ambasz
- D269,831 S 7/1983 Crone
- D270,406 S 9/1983 Schultz
- D272,587 S 2/1984 Pamberg
- D275,244 S 8/1984 Snodgrass
- D292,149 S 10/1987 Monesi
- D295,347 S 4/1988 Chadwick et al.
- D308,604 S 6/1990 Verkerke
- D313,705 S 1/1991 Hensel et al.
- D323,750 S 2/1992 Piretti
- D323,943 S 2/1992 Piretti
- D325,824 S 5/1992 Piretti
- D327,587 S 7/1992 Piretti

OTHER PUBLICATIONS

Interiors, Dec. 1986, p. 73, Girsberger chair at left.
Interiors, May 1983, p. 89, Chair at top left by Piretti.
Interiors, Nov. 1987, p. 93, Krueger International Division,
chair shown mid-page center.

* cited by examiner

Primary Examiner—Doris V. Coles
Assistant Examiner—Mimosa De
(74) *Attorney, Agent, or Firm*—Boyle, Fredrickson,
Newholm, Stein & Gratz


(57) **CLAIM**

The ornamental design of a folding chair, as shown and described.

DESCRIPTION

FIG. 1 is an isometric view of a folding chair incorporating my new design;
FIG. 2 is a left side elevation view thereof;
FIG. 3 is a right side elevation view thereof;
FIG. 4 is a rear elevation view thereof;
FIG. 5 is a front elevation view thereof;
FIG. 6 is a bottom plan view thereof; and,
FIG. 7 is a top plan view thereof.

1 Claim, 4 Drawing Sheets






FIG. 1

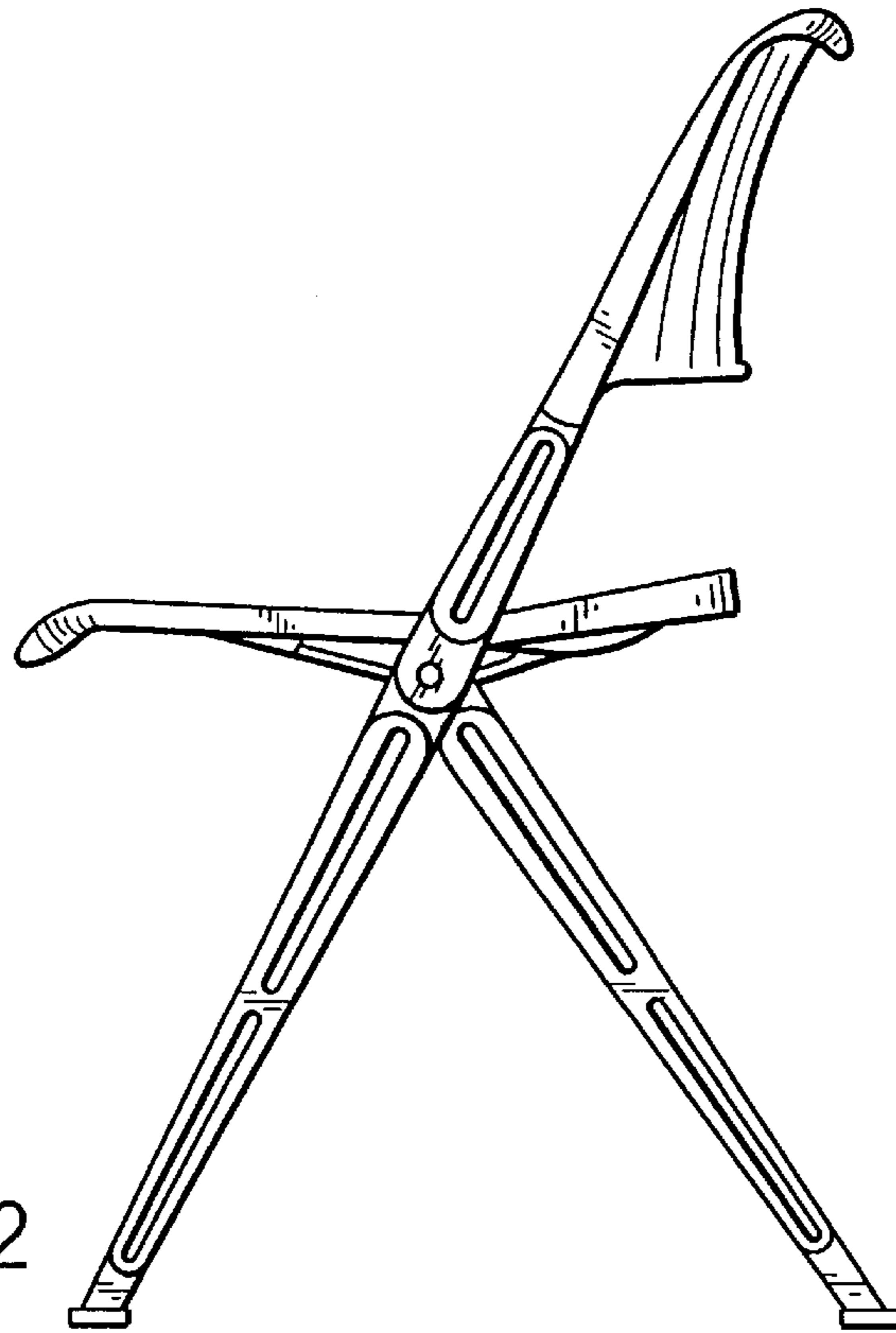


FIG. 2

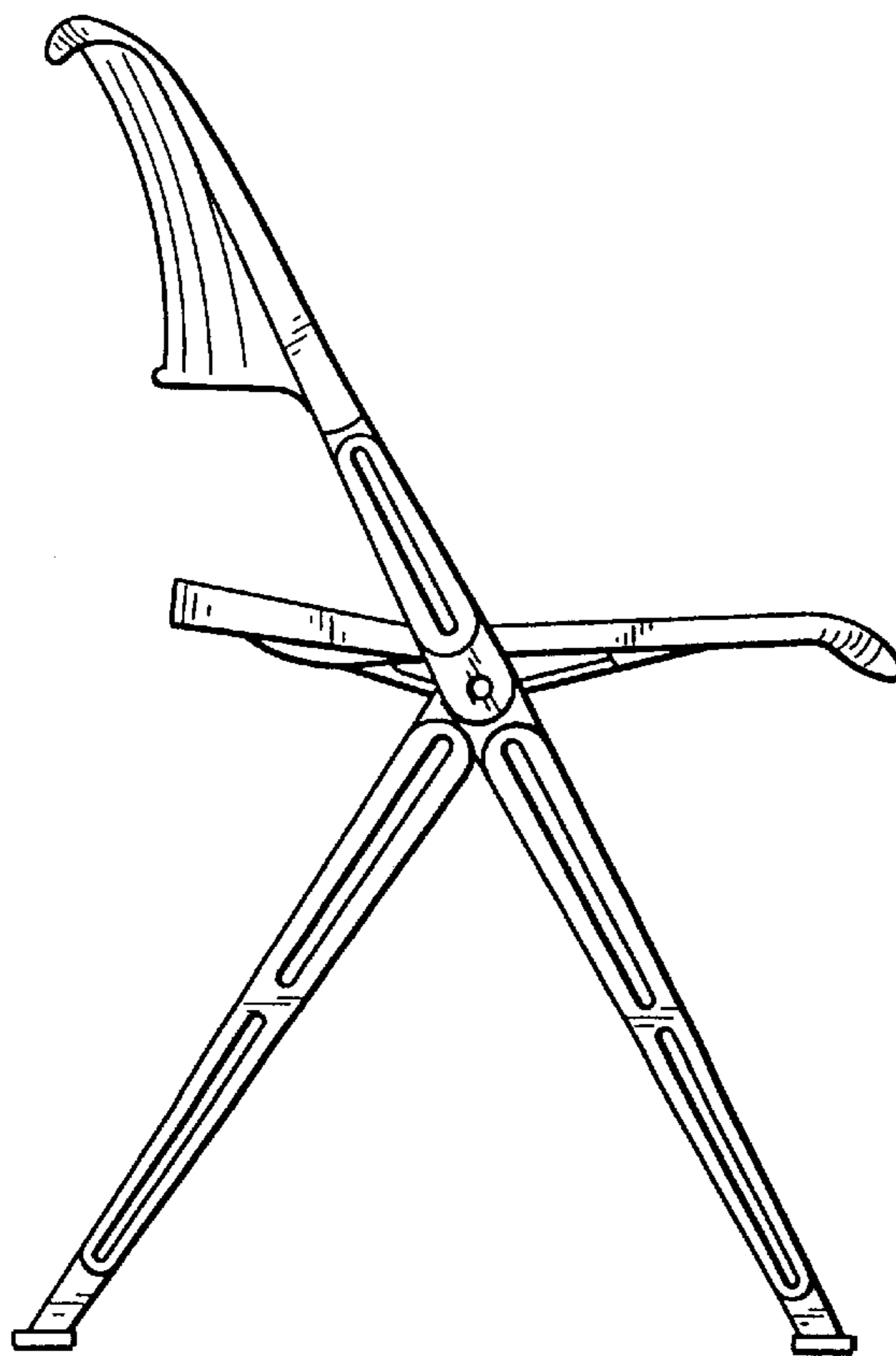


FIG. 3




FIG. 4




FIG. 5

FIG. 6

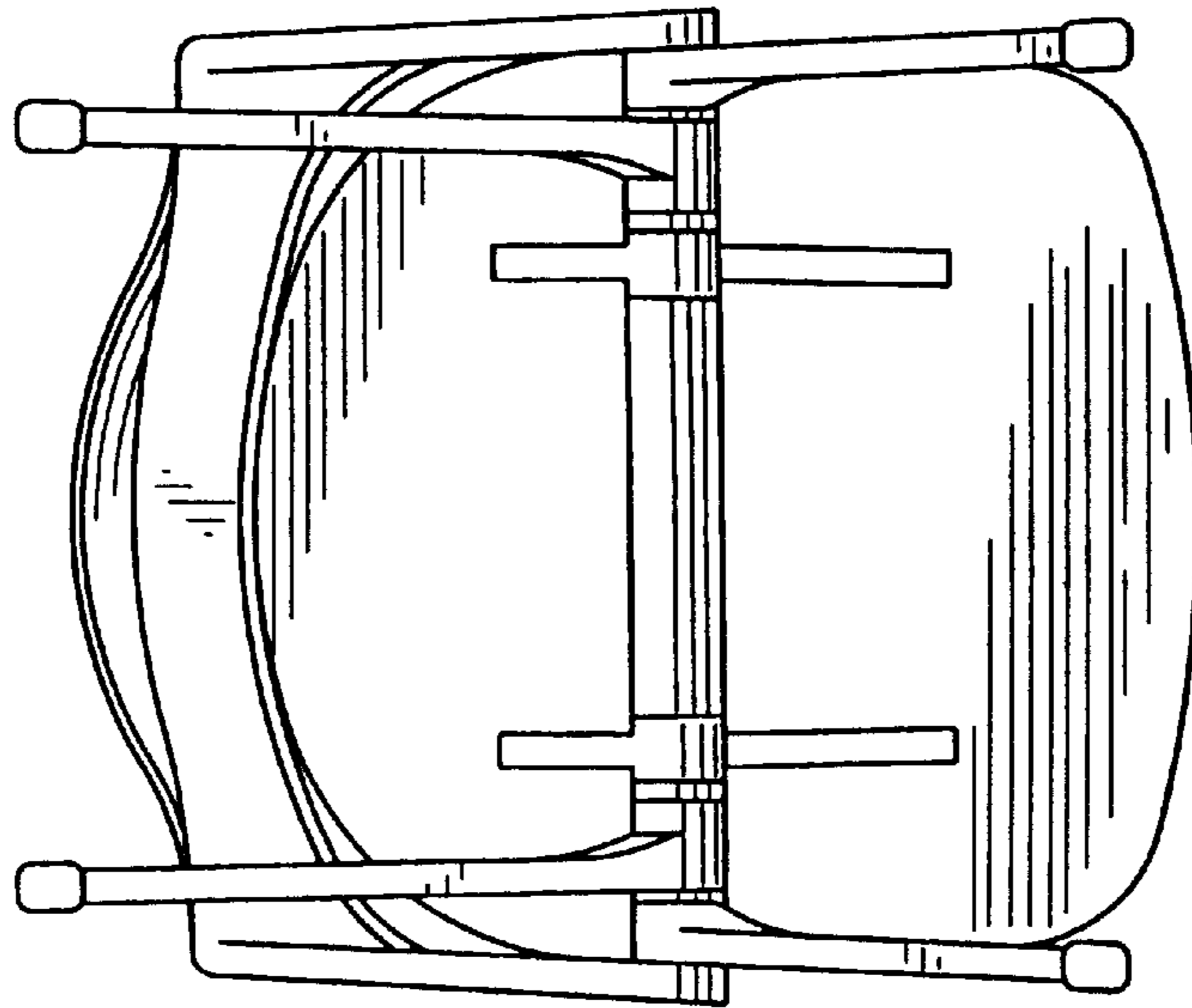


FIG. 7

