



US00D452607B1

(12) **United States Design Patent**  
**Sakai**

(10) **Patent No.:** **US D452,607 S**

(45) **Date of Patent:** **\*\* Jan. 1, 2002**

- (54) **FOOTWEAR UPPER PORTION**
- (75) Inventor: **Kurtis Sakai**, Boulder, CO (US)
- (73) Assignee: **Salomon S.A.**, Metz-Tessy (FR)
- (\*\*) Term: **14 Years**
- (21) Appl. No.: **29/141,305**
- (22) Filed: **May 4, 2001**
- (51) **LOC (7) Cl.** ..... **02-04**
- (52) **U.S. Cl.** ..... **D2/969; D2/916**
- (58) **Field of Search** ..... D2/897-900, 916-920,  
D2/922-924, 929-933, 947-961, 969, 971;  
36/7.3, 7.5, 11.5, 50.1, 45

- D438,695 S \* 3/2001 Matis et al. .... D2/969
- D442,359 S \* 5/2001 Matis et al. .... D2/969
- D442,769 S \* 5/2001 Matis et al. .... D2/969
- 6,256,906 B1 \* 7/2001 Matis et al. .... 36/11.5

\* cited by examiner

*Primary Examiner*—Louis S. Zarfaz

*Assistant Examiner*—Gregory Andoll

(74) *Attorney, Agent, or Firm*—Greenblum & Bernstein,  
P.L.C.

(57) **CLAIM**

I claim the ornamental design for a footwear upper portion,  
as shown and described.

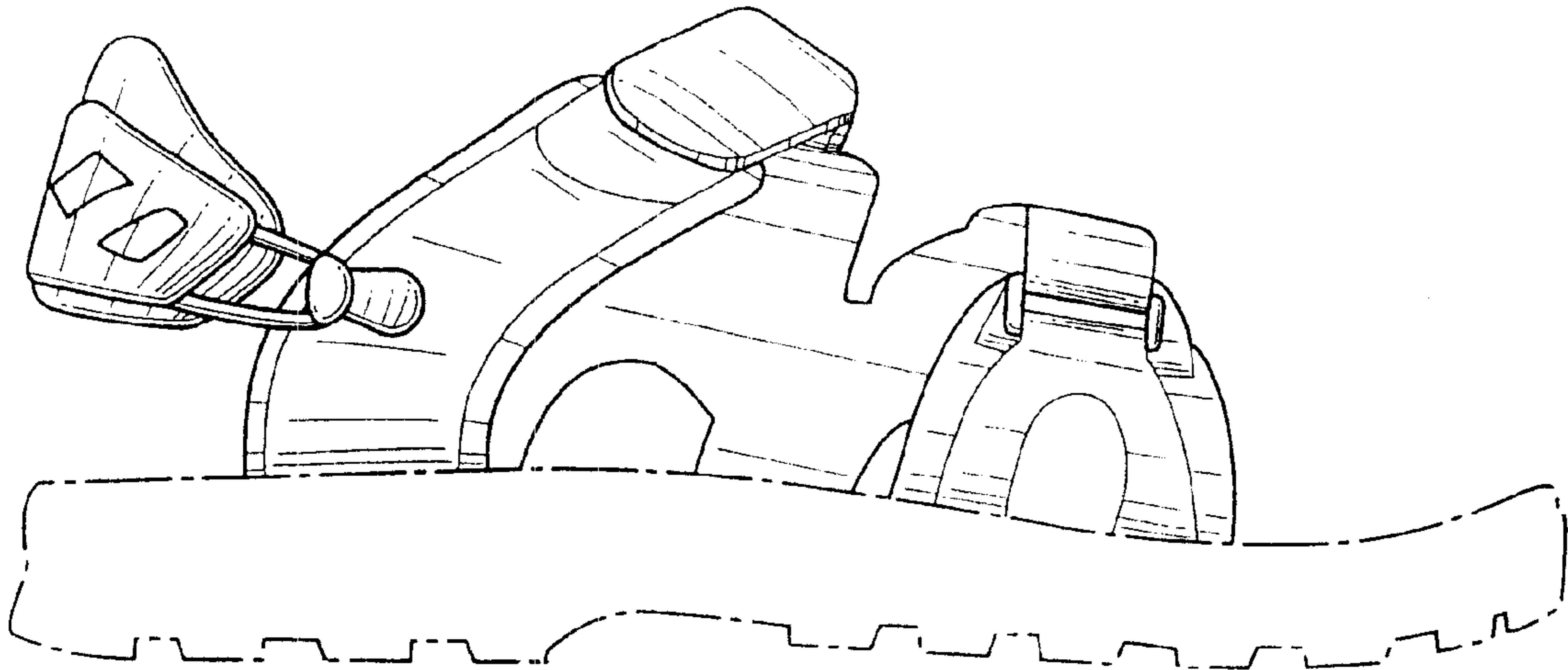
**DESCRIPTION**

FIG. 1 is a perspective view, from the front and right side,  
of a footwear upper portion, showing my new design;  
FIG. 2 is a right side view thereof;  
FIG. 3 is a left side view thereof;  
FIG. 4 is a top view thereof;  
FIG. 5 is a front end view thereof; and,  
FIG. 6 is a rear end view thereof.

The broken line showing of the footwear upper portion in the  
figures is for illustrative purposes only and forms no part of  
the claimed design.

**1 Claim, 3 Drawing Sheets**

- (56) **References Cited**
- U.S. PATENT DOCUMENTS**
- D255,396 S \* 6/1980 Scheinhaus et al. .... D2/916
- D347,309 S \* 5/1994 McDonald ..... D2/969
- D353,038 S \* 12/1994 Morris et al. .... D2/969
- D385,094 S \* 10/1997 Hardigan ..... D2/969
- 6,021,585 A \* 2/2000 Cole ..... 36/11.5
- D422,402 S \* 4/2000 Lavertuer et al. .... D2/969
- D435,335 S \* 12/2000 Dean ..... D2/969
- D436,249 S \* 1/2001 Matis et al. .... D2/969
- D437,677 S \* 2/2001 Matis et al. .... D2/969



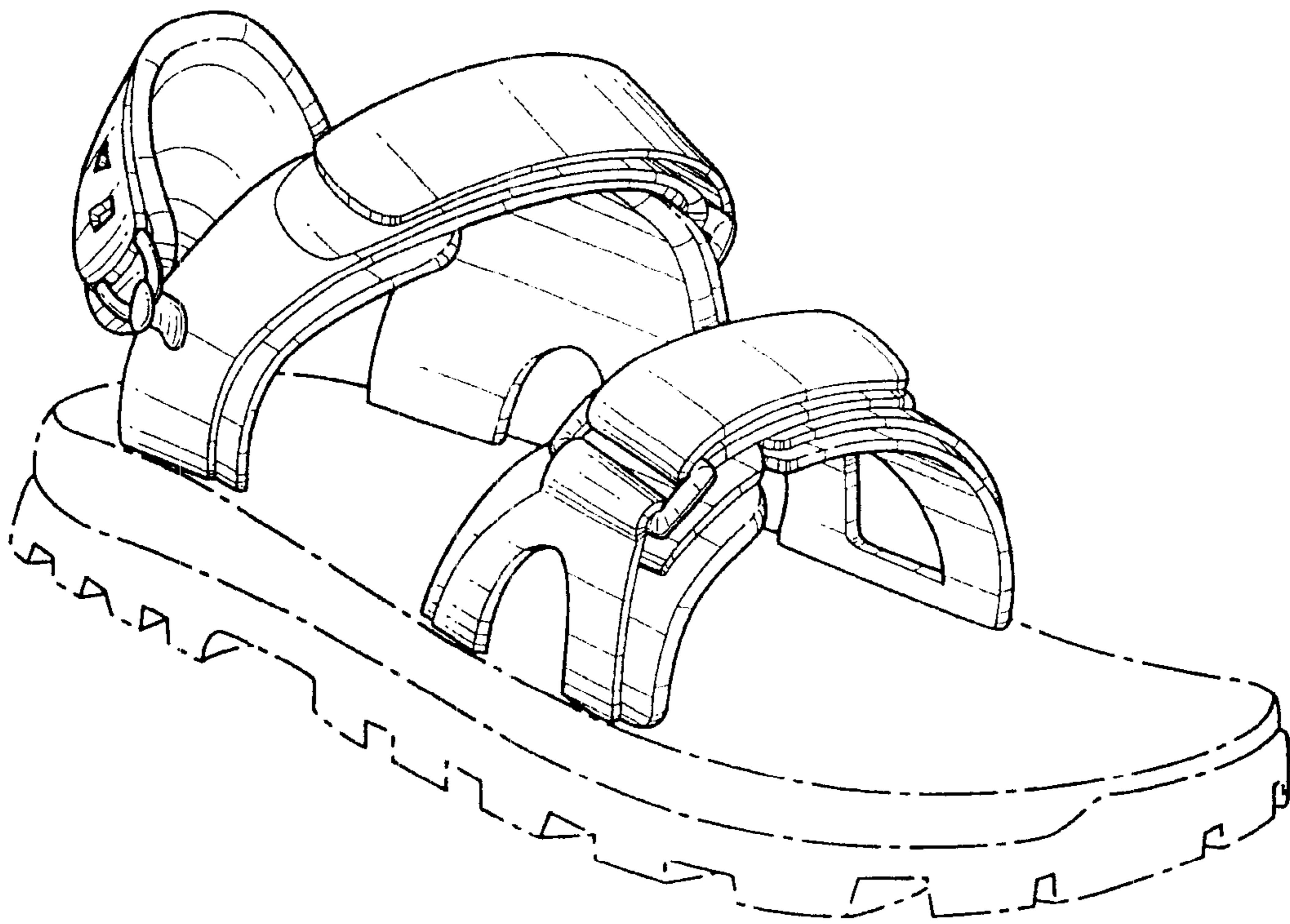


FIG. 1

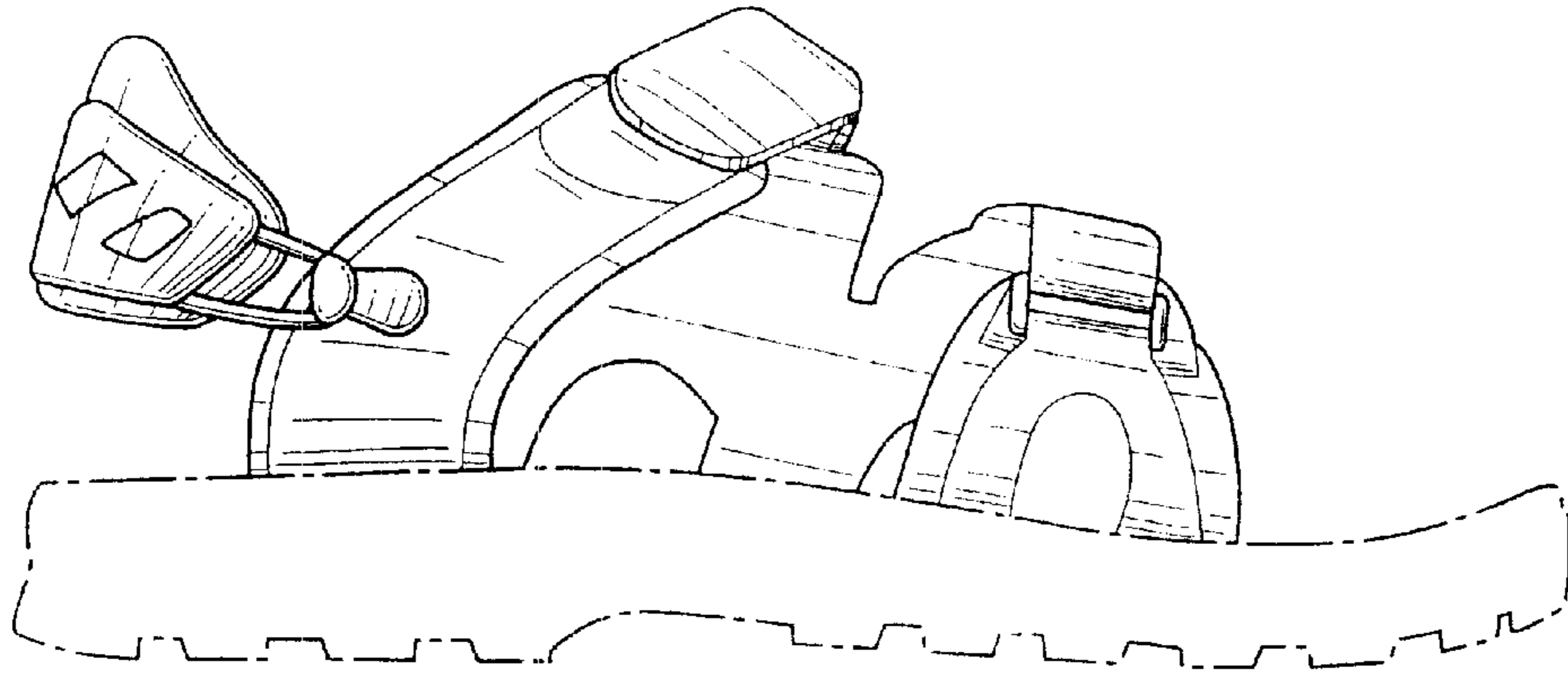


FIG. 2




FIG. 3

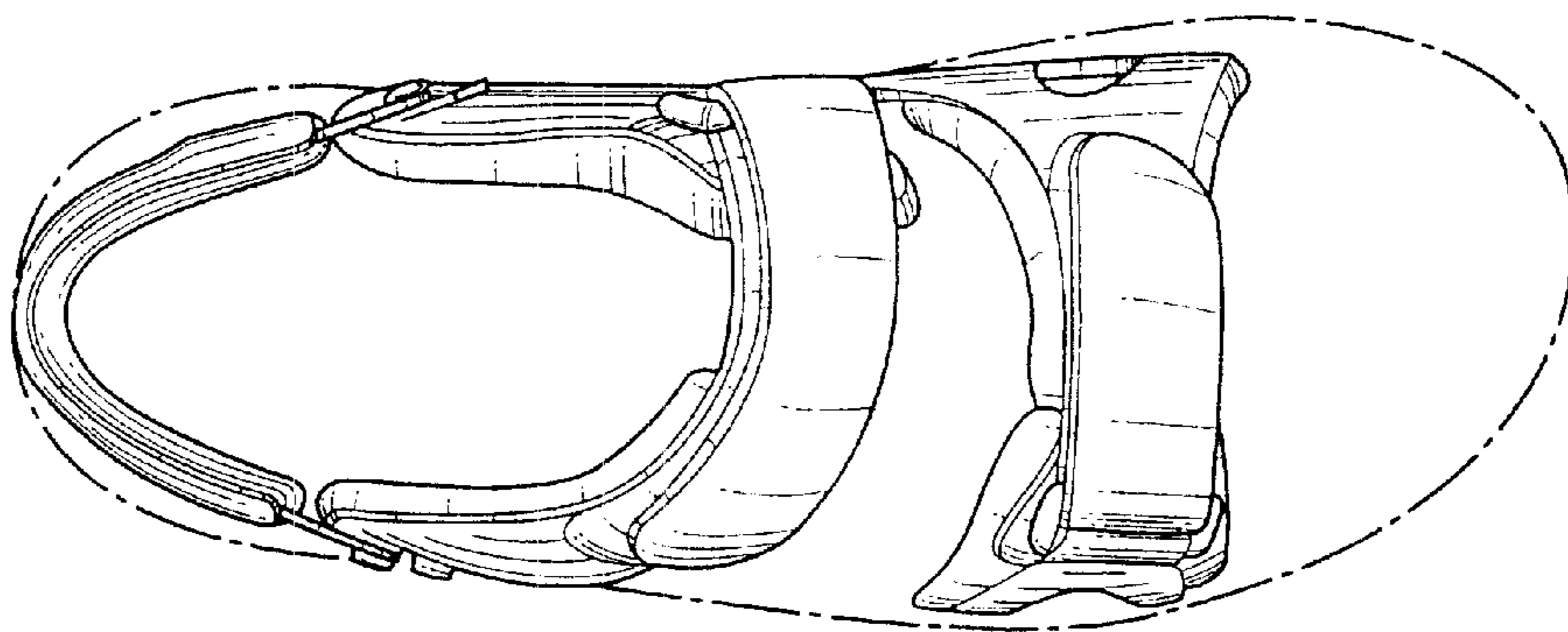


FIG. 4

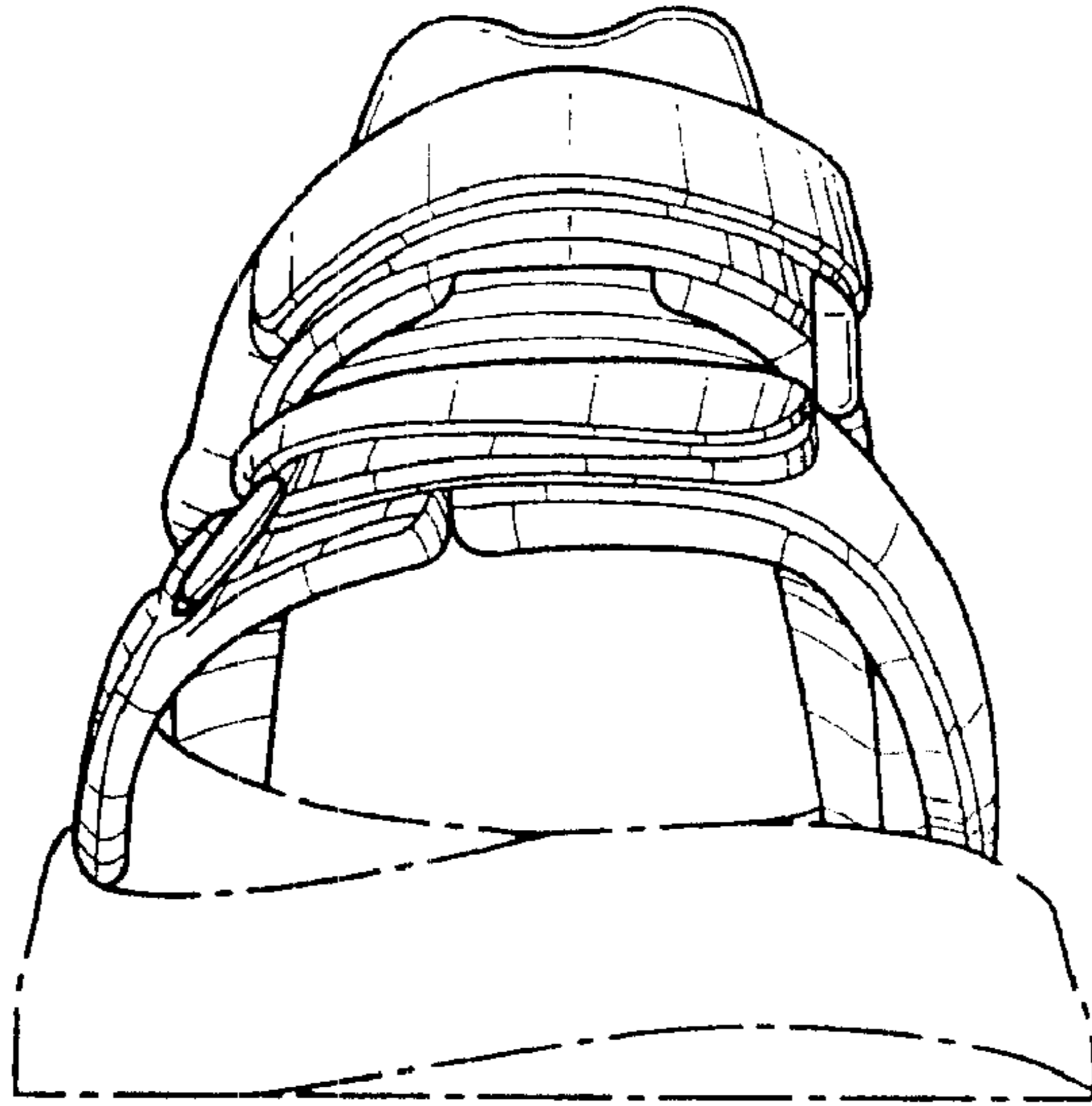


FIG. 5

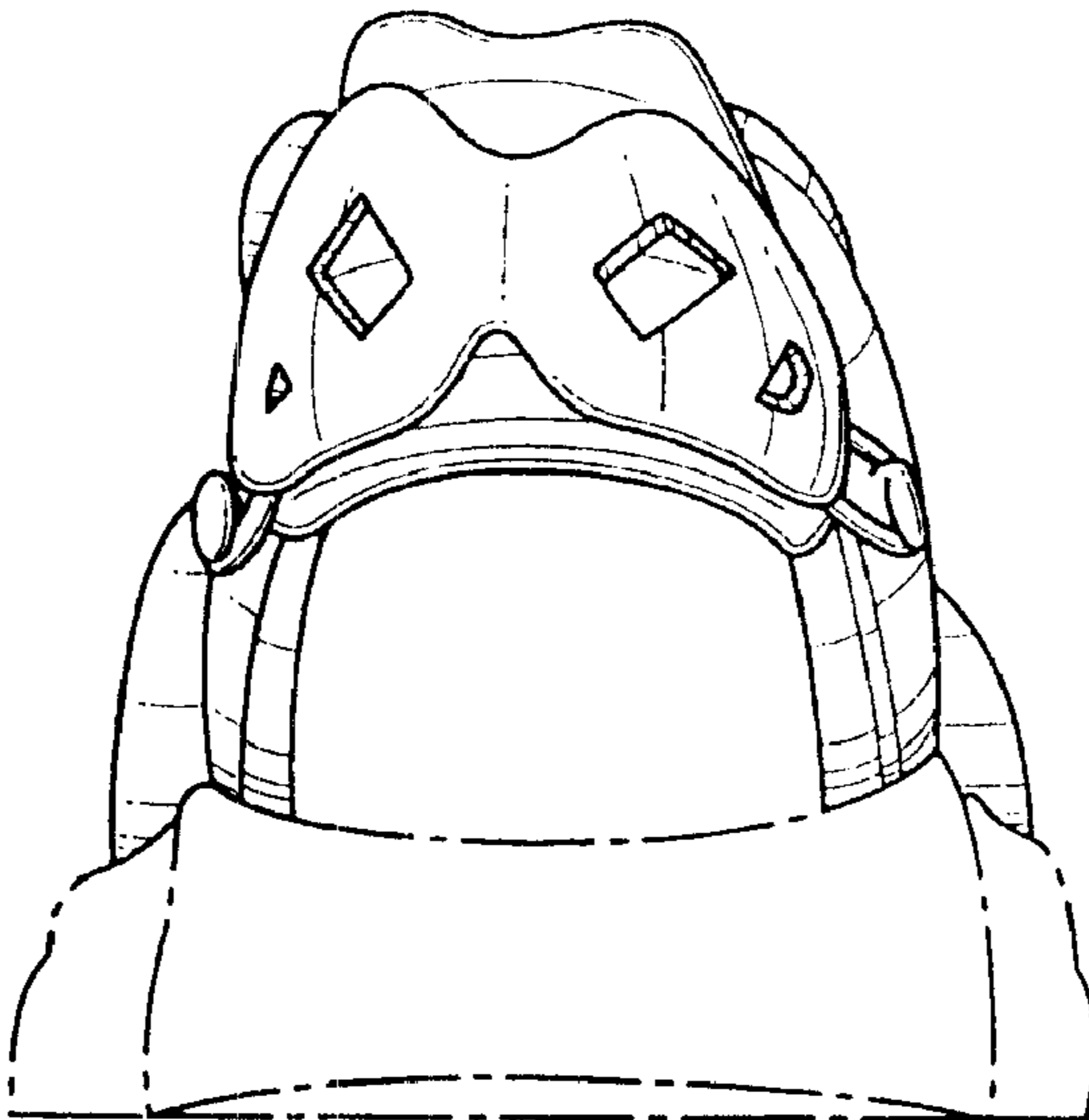


FIG. 6