



US00D452605B1

(12) **United States Design Patent**  
**Jacobs**

(10) **Patent No.:** **US D452,605 S**

(45) **Date of Patent:** **\*\* Jan. 1, 2002**

(54) **PAIR OF SHOES**

(75) Inventor: **Marc Jacobs**, Paris (FR)

(73) Assignee: **Louis Vuitton Malletier, S.A.**, Paris (FR)

(\*\*) Term: **14 Years**

(21) Appl. No.: **29/134,860**

(22) Filed: **Jan. 3, 2001**

(30) **Foreign Application Priority Data**

Oct. 11, 2000 (FR) ..... 00 5901

(51) **LOC (7) Cl.** ..... **02-04**

(52) **U.S. Cl.** ..... **D2/929; D2/939; D2/925**

(58) **Field of Search** ..... D2/897, 900, 910,  
D2/916-919, 922-923, 925-943, 964-966,  
969, 971; 36/1, 105, 8.3, 8.4, 11, 11.5,  
24.5, 28, 34 R, 36 R, 45, 50.1, 59 R

(56) **References Cited**

**U.S. PATENT DOCUMENTS**

D87,533 S \* 8/1932 Leverone ..... D2/931  
D92,739 S \* 7/1934 Miller ..... D2/941

D95,511 S \* 5/1935 Kean ..... D2/935  
D95,736 S \* 5/1935 Fishman ..... D2/929  
D292,240 S \* 10/1987 Famloare ..... D2/939

\* cited by examiner

*Primary Examiner*—Louis S. Zarfes

*Assistant Examiner*—Gregory Andoll

(74) *Attorney, Agent, or Firm*—Finnegan, Henderson, Farabow, Garrett & Dunner, L.L.P.

(57) **CLAIM**

The ornamental design for the pair of shoes, as shown and described.

**DESCRIPTION**

FIG. 1 is a right-side perspective view of the right shoe of the pair of shoes of my new design;

FIG. 2 is a left-side view of the design of FIG. 1;

FIG. 3 is a right-side view of the design of FIG. 1;

FIG. 4 is a front view of the design of FIG. 1;


FIG. 5 is a back view of the design of FIG. 1;

FIG. 6 is a top view of the design of FIG. 1; and,

FIG. 7 is a bottom view of the design of FIG. 1.

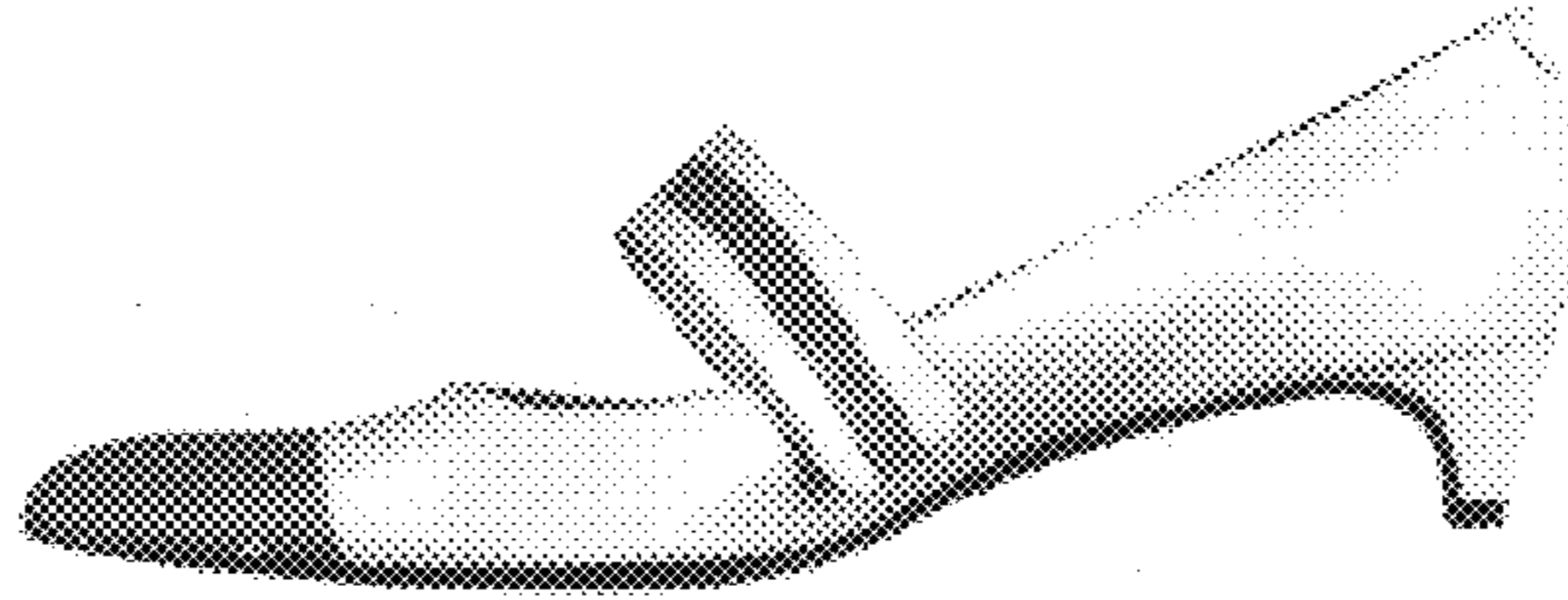
The shoe for the left foot being the mirror image of the shoe depicted in FIGS. 1 through 7.

**1 Claim, 4 Drawing Sheets**

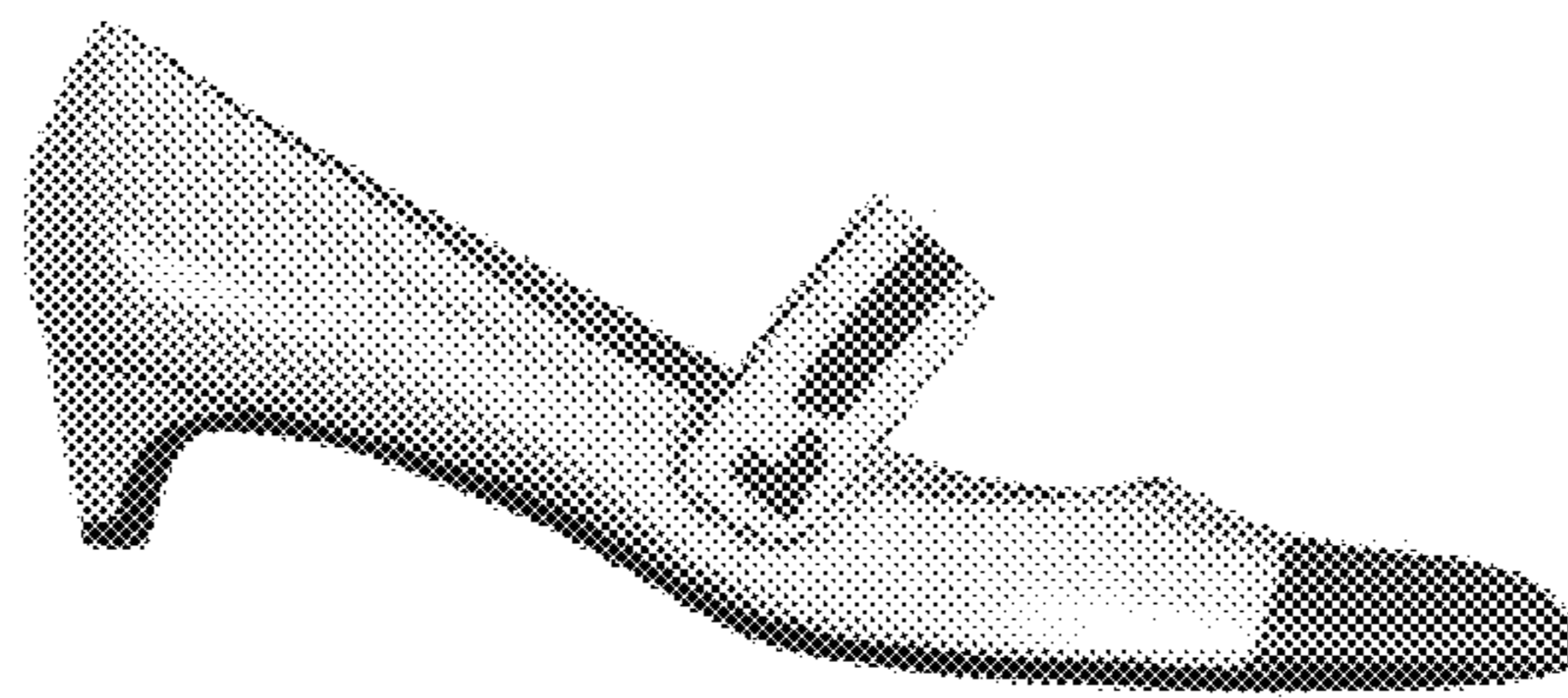





**FIG. 1**




**FIG. 2**




**FIG. 3**




**FIG. 4**



**FIG. 5**



**FIG. 6**



**FIG. 7**