



US00D452600B1

(12) **United States Design Patent**
Kim

(10) **Patent No.:** **US D452,600 S**
(45) **Date of Patent:** **** Jan. 1, 2002**

(54) **WAIST NIPPER**

(76) Inventor: **Park Kim**, 33-102 Hyosung Villa, 63
Chungdam-dong, Kangnam-ku, Seoul
(KR)

(**) Term: **14 Years**

(21) Appl. No.: **29/124,864**

(22) Filed: **Jun. 13, 2000**

Related U.S. Application Data

(63) Continuation-in-part of application No. 29/107,997, filed on
Jul. 20, 1999, now abandoned.

(51) **LOC (7) Cl.** **02-01**

(52) **U.S. Cl.** **D2/702; D2/700; D2/701**

(58) **Field of Search** D2/701, 702, 703,
D2/704, 706, 705, 713, 714, 738; D24/190;
2/44, 48, 300, 302; 450/2, 94, 98, 113,
114, 116, 119, 121, 123, 124, 125, 131,
132, 134, 136, 143, 154, 155; 602/19

(56) **References Cited**

U.S. PATENT DOCUMENTS

662,999 A * 12/1900 Young 450/114
D34,807 S * 7/1901 Pilling D2/702
2,481,291 A * 9/1949 Coleman 450/98

D160,162 S * 9/1950 Glosios D2/702
D165,948 S * 12/1952 Tys D2/702
D169,511 S * 5/1953 LaBue et al. D2/702
D190,731 S * 6/1961 Paveza D2/702
3,094,992 A * 6/1963 Kaupp 450/124
D211,231 S * 6/1968 Salisky D2/702
D241,084 S * 8/1976 Smith D2/704
D380,588 S * 7/1997 Chen D2/702

* cited by examiner

Primary Examiner—Celia Murphy

(74) *Attorney, Agent, or Firm*—Jacobson Holman, PLLC

(57) **CLAIM**

The ornamental design for waist nipper, as shown and
described.

DESCRIPTION

FIG. 1 is a perspective view of a waist nipper showing my
new design;
FIG. 2 is a bottom plan view thereof;
FIG. 3 is a top plan view thereof;
FIG. 4 is a front elevational view thereof;
FIG. 5 is a rear elevational view thereof;
FIG. 6 is a right side view thereof; and,
FIG. 7 is a left side view thereof.
The broken lines shown throughout the views are under-
stood to represent stitching.

1 Claim, 7 Drawing Sheets




Fig. 1




Fig.2



Fig.3




Fig.4




Fig.5

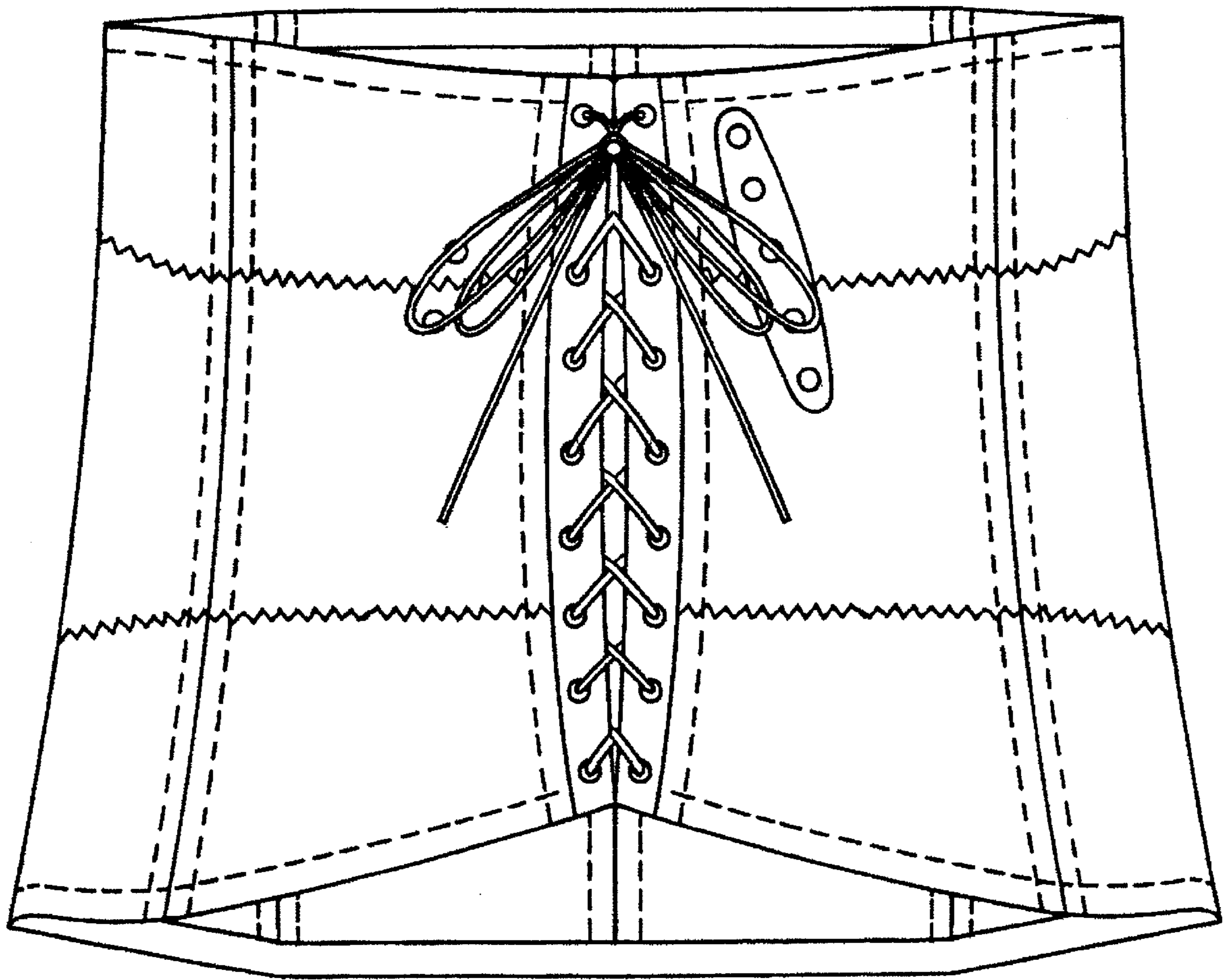


Fig. 6




Fig. 7

