



US00D452599B1

(12) **United States Design Patent**
Rossi-Wolter

(10) **Patent No.:** **US D452,599 S**

(45) **Date of Patent:** **** Jan. 1, 2002**

(54) **CONFECTION ITEM IN THE FORM OF A TIED BRAID**

(76) **Inventor:** **Ute Rossi-Wolter**, Holderbuschweg 67, 74193 Schwaigern (DE)

(**) **Term:** **14 Years**

(21) **Appl. No.:** **29/129,833**

(22) **Filed:** **Sep. 22, 2000**

(30) **Foreign Application Priority Data**

Mar. 22, 2000 (DE) 400 02 946

(51) **LOC (7) Cl.** **01-01**

(52) **U.S. Cl.** **D1/106**

(58) **Field of Search** D1/106-109, 125-130, D1/199; 426/500, 103, 104, 512, 517, 660, 27; 132/53, 56, 275; D28/92, 93; 87/1-9

(56) **References Cited**

U.S. PATENT DOCUMENTS

- 3,530,862 A * 9/1970 Hudson D28/93 X
- 5,526,830 A * 6/1996 Hunter 132/275
- 5,890,498 A * 4/1999 Kawaguchi 132/275

OTHER PUBLICATIONS

The Practical Encyclopedia of Baking, Barnes & Noble (New York)/© Anness Publishing Limited (London, England), braided bread on p. 367, 1999.*

* cited by examiner

Primary Examiner—Alan P. Douglas
Assistant Examiner—Linda Brooks
(74) *Attorney, Agent, or Firm*—Darby & Darby

(57) **CLAIM**

The ornamental design for a confection item in the form of a tied braid, as shown and described.

DESCRIPTION

FIG. 1 is a top perspective view of the confection item in the form of a tied braid showing my new design;

FIG. 2 is a top plan view of the confection item in the form of a tied braid shown in FIG. 1;

FIG. 3 is a bottom plan view of the confection item in the form of a tied braid shown in FIG. 1;

FIG. 4 is a front elevational view of the confection item in the form of a tied braid shown in FIG. 1;

FIG. 5 is a rear elevational view of the confection item in the form of a tied braid shown in FIG. 1;

FIG. 6 is a right side elevational view of the confection item in the form of a tied braid shown in FIG. 1; and,

FIG. 7 is a left side elevational view of the confection item in the form of a tied braid shown in FIG. 1.

1 Claim, 2 Drawing Sheets

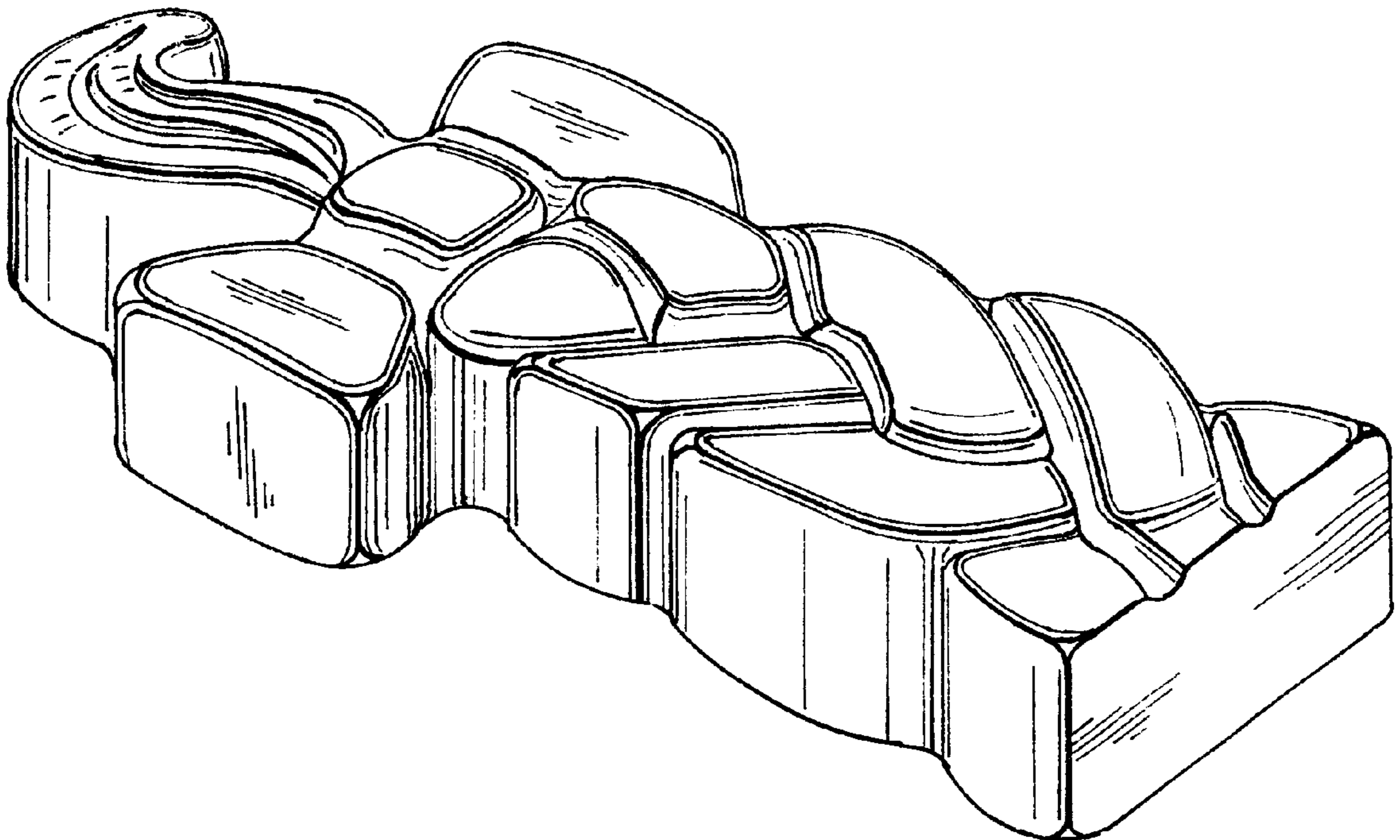


FIG. 1

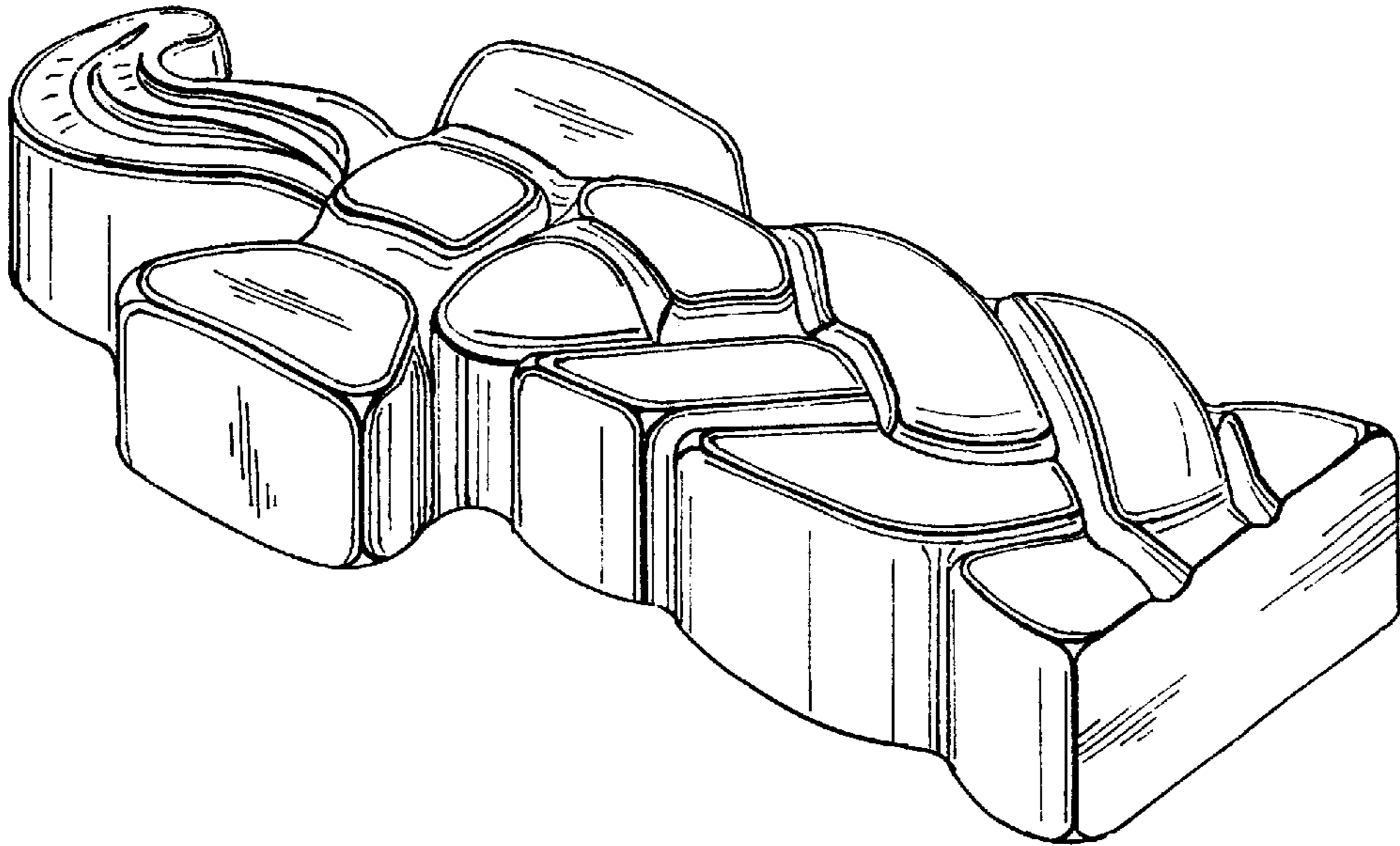


FIG. 6

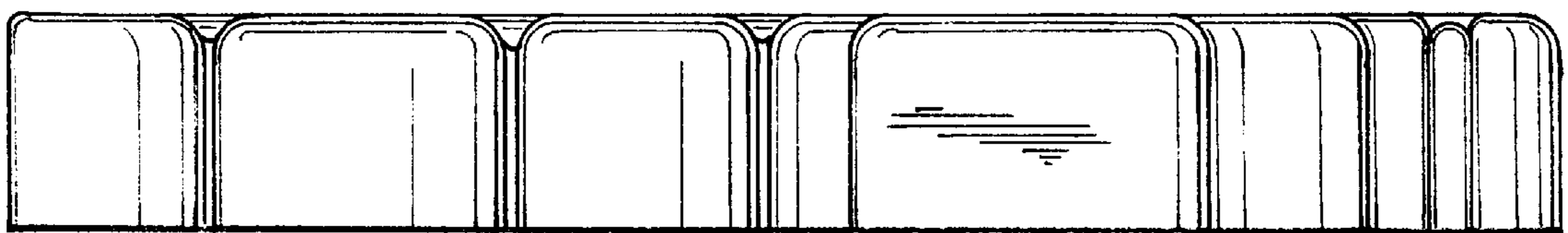


FIG. 7

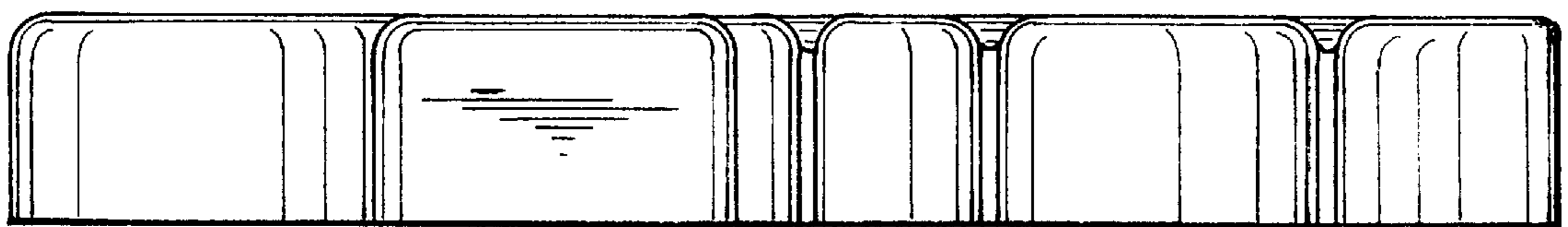


FIG. 2

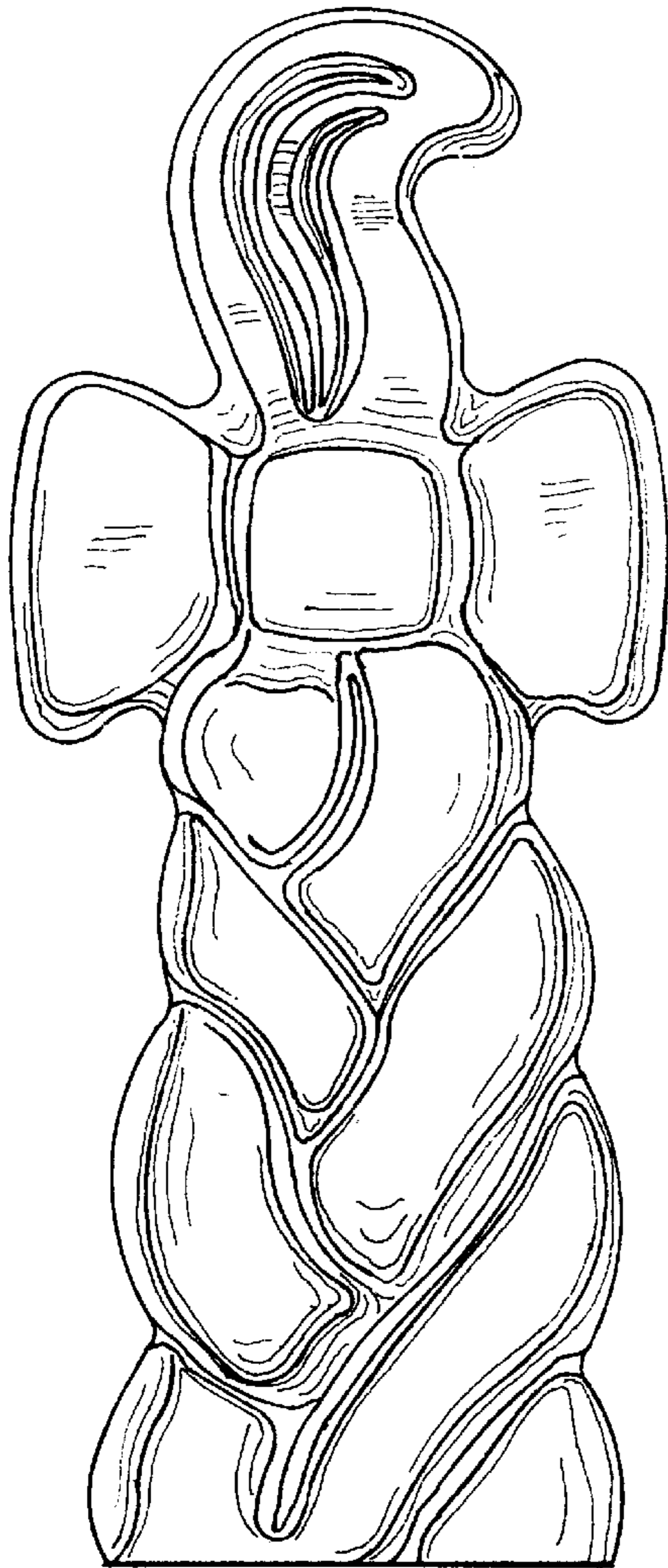


FIG. 3

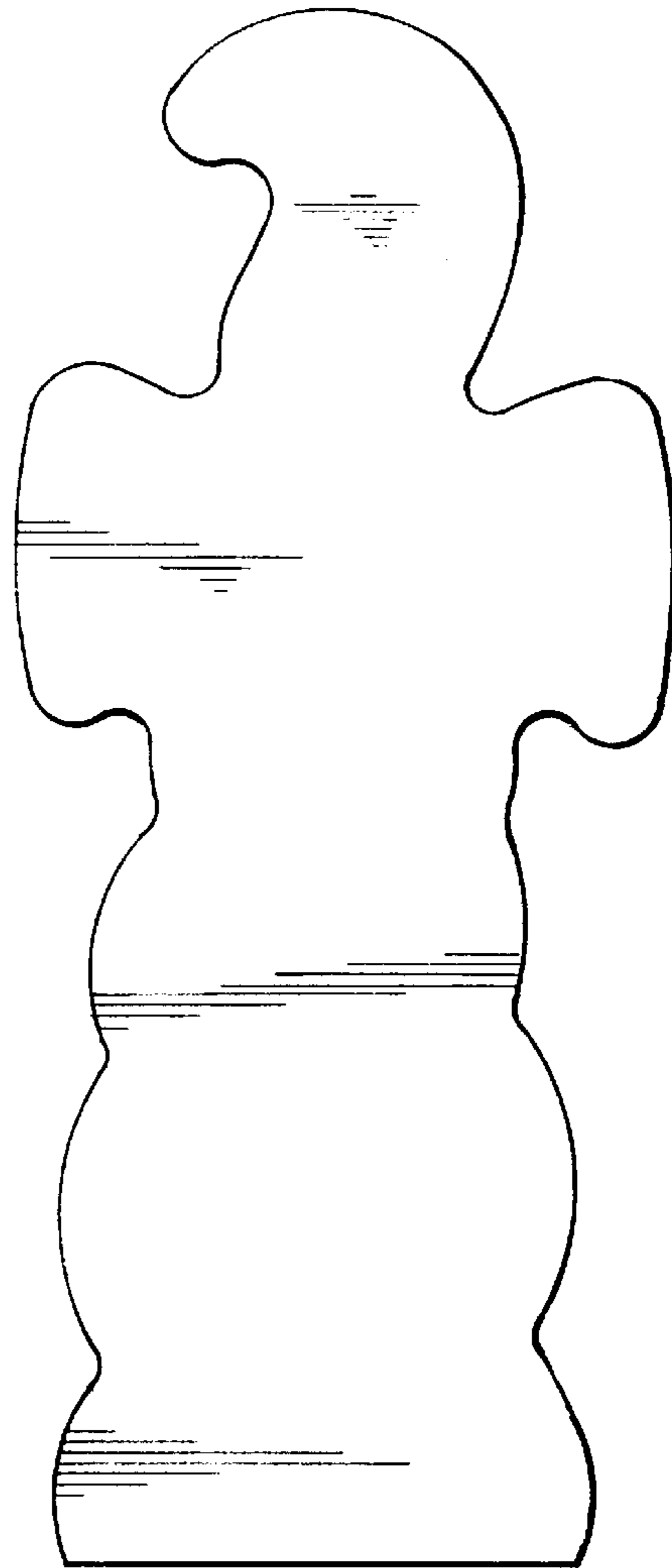


FIG. 4

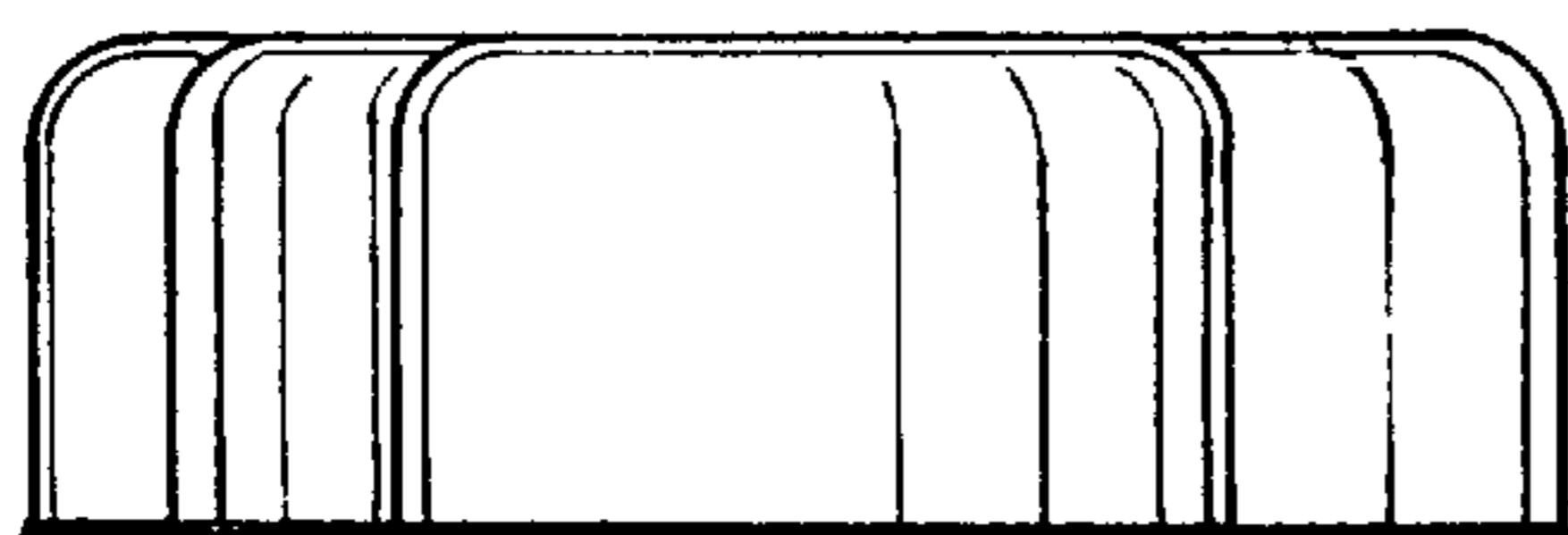


FIG. 5

