



US00D452595B1

(12) **United States Design Patent**
Richards

(10) **Patent No.:** **US D452,595 S**

(45) **Date of Patent:** **** Dec. 25, 2001**

(54) **SOCK HOLDING PIN**

5,551,128 9/1996 Townsend 24/302

(76) Inventor: **Wilma Richards**, 450 Linden Blvd.,
Brooklyn, NY (US) 11203

* cited by examiner

(**) Term: **14 Years**

Primary Examiner—Jennifer Rivard

(74) *Attorney, Agent, or Firm*—Goldstein Law Offices, P.C.

(21) Appl. No.: **29/120,108**

(57) **CLAIM**

(22) Filed: **Mar. 14, 2000**

The ornamental design for a sock holding pin, as shown and described.

(51) **LOC (7) Cl.** **07-05**

DESCRIPTION

(52) **U.S. Cl.** **D32/65; D11/206**

FIG. 1 is a front elevational view of a sock holding pin in full lines with socks shown in broken lines representing environmental association matter being for illustrative purposes only and forming no part of the claimed invention.

(58) **Field of Search** D32/35, 58, 65;

24/3.6, 708.7, 708.6, 708.8, 709.2, 709.4,
709.6, 709.7, 710.2, 711.3, DIG. 29; D11/206

FIG. 2 is a front elevational view of the sock holding pin, the rear elevational view being a mirror image of the front view.

(56) **References Cited**

U.S. PATENT DOCUMENTS

1,679,229	*	7/1928	Rioseco	24/708.6
3,972,094		8/1976	Fuller	24/150 SP
4,030,166	*	6/1977	Betters	24/708.7
4,503,591	*	3/1985	Adamska-Koperska	24/708.6
5,440,791		8/1995	Guio	24/545

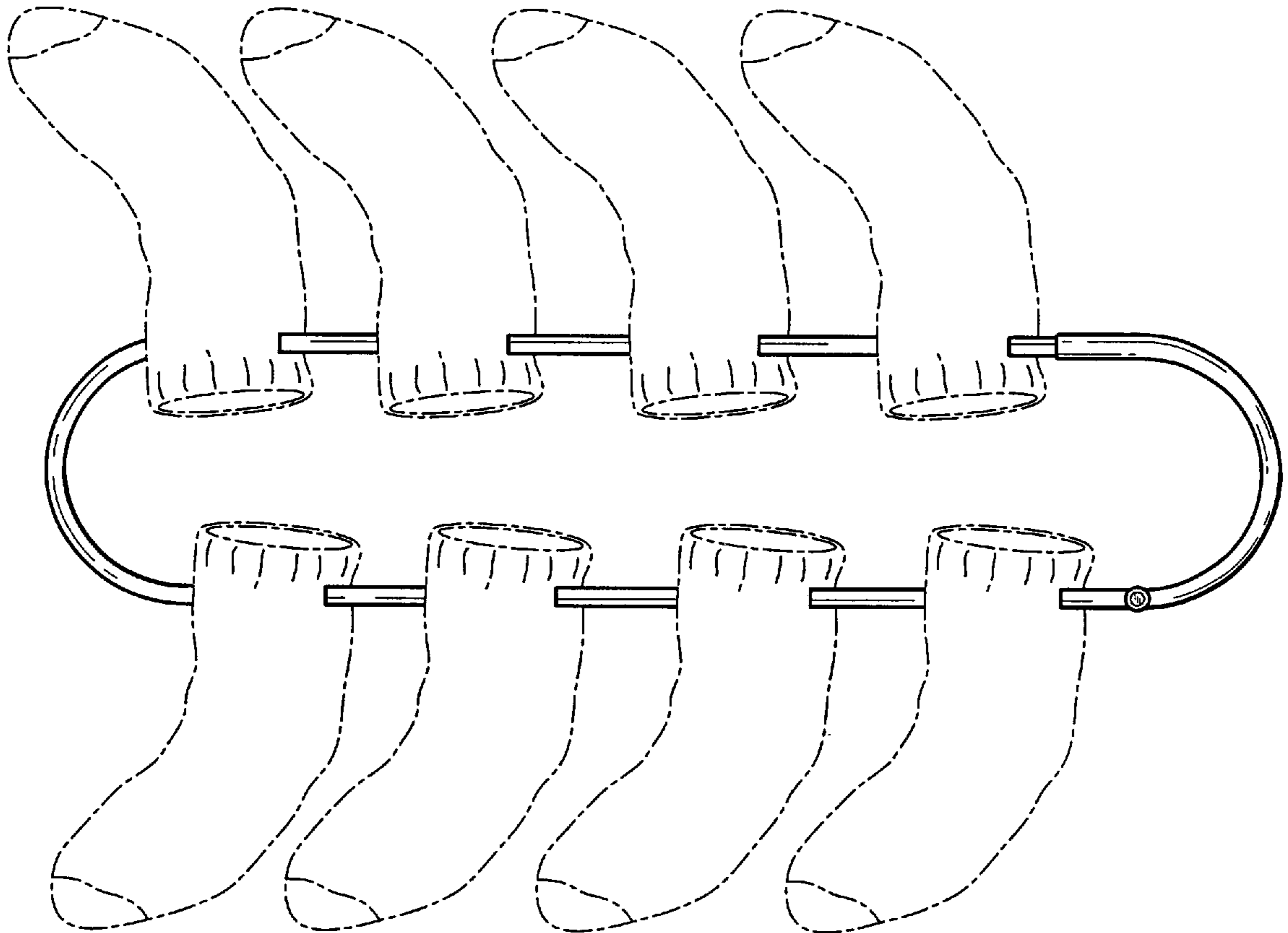
FIG. 3 is a left side elevational view thereof.

FIG. 4 is a right side elevational view thereof.

FIG. 5 is a top plan view of the sock holding pin; and,

FIG. 6 is a bottom plan view thereof.

1 Claim, 2 Drawing Sheets



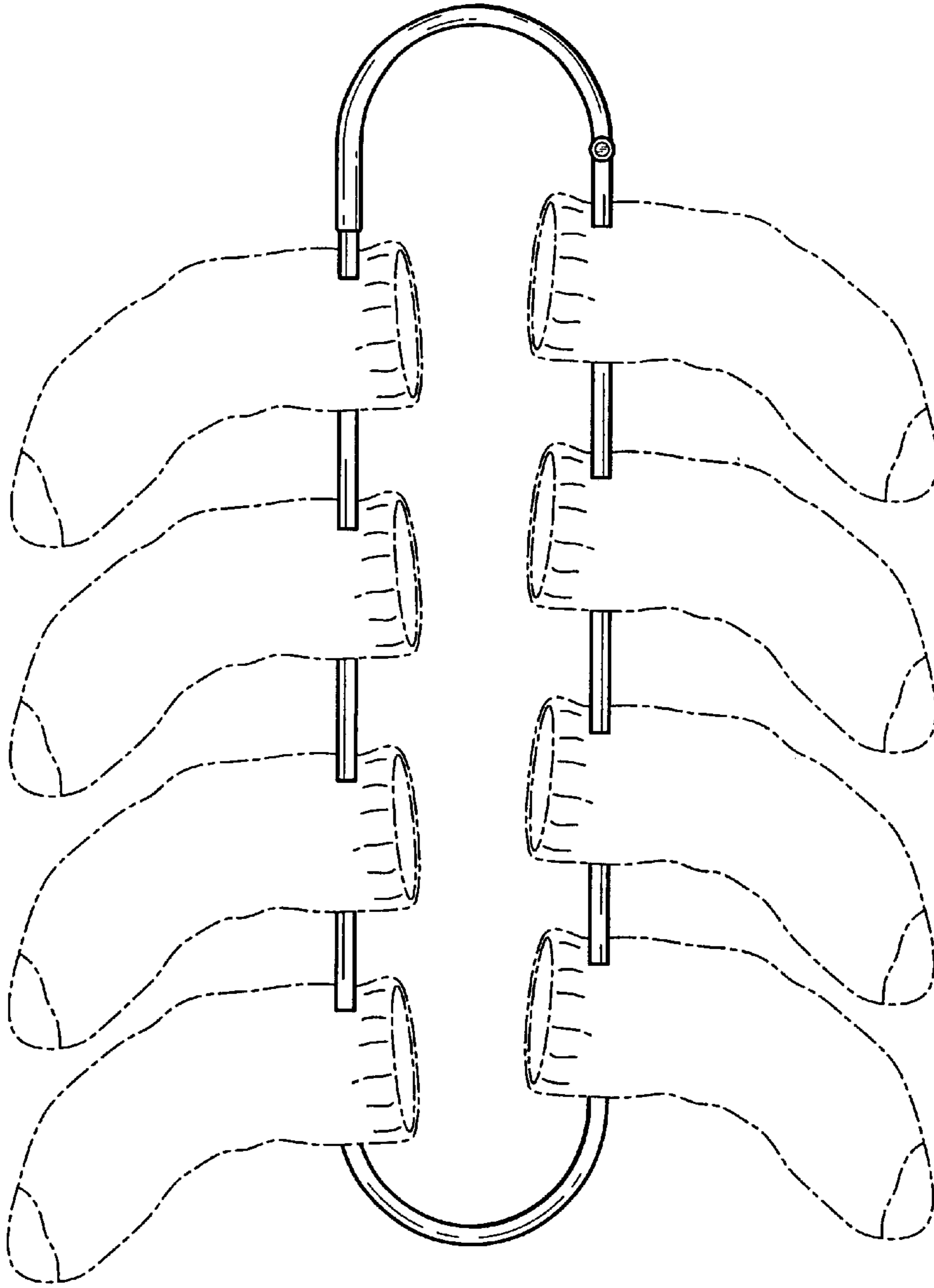


FIG. 1

FIG. 2




FIG. 5



FIG. 6





FIG. 3




FIG. 4