



US00D452589B1

(12) **United States Design Patent**
Lie

(10) **Patent No.:** **US D452,589 S**

(45) **Date of Patent:** **** Dec. 25, 2001**

(54) **MANICURE DEVICE**

(75) **Inventor:** **Sen-Nen Lie, Hong Kong (CN)**

(73) **Assignee:** **Kolvin Industries Limited, Kowloon (HK)**

(**) **Term:** **14 Years**

(21) **Appl. No.:** **29/139,609**

(22) **Filed:** **Apr. 3, 2001**

(30) **Foreign Application Priority Data**

Dec. 27, 2000 (HK) 0011868

(51) **LOC (7) Cl.** **28-03**

(52) **U.S. Cl.** **D28/58**

(58) **Field of Search** D28/56-59, 61,
D28/44.1, 45, 49, 51; D24/133, 146, 147,
200, 206, 211-215; D4/100-102; 132/73,
73.5, 73.6, 74.5, 75, 75.3, 75.4, 75.6, 75.8,
76.2, 76.4, 76.5; 451/344, 358, 359

(56) **References Cited**

U.S. PATENT DOCUMENTS

D. 314,068 * 1/1991 Sulik D28/56

D. 317,367 * 6/1991 Fujisawa et al. D28/58

D. 360,054 * 7/1995 Kip D28/51
D. 407,533 * 3/1999 Watanabe et al. D28/58
5,640,979 * 6/1997 Trenary 132/73.6
5,759,093 * 6/1998 Rodriguez 132/73.6 X
6,062,229 * 5/2000 Kandratavich et al. 132/73.6

OTHER PUBLICATIONS

Hong Kong Enterprise Oct. 1996, p. 708: item No. MS 280.*

* cited by examiner

Primary Examiner—Ted Shooman

Assistant Examiner—C. Tuttle

(74) *Attorney, Agent, or Firm*—Merchant & Gould P.C.

(57) **CLAIM**

The ornamental design for a manicure device, as shown and described.

DESCRIPTION

FIG. 1 is a front elevational view showing my new design;
FIG. 2 is a rear elevational view thereof;
FIG. 3 is a left side elevational view thereof;
FIG. 4 is a right side elevational view thereof;
FIG. 5 is a top view thereof;
FIG. 6 is a bottom and front perspective view thereof; and,
FIG. 7 is a top, front and left side perspective view thereof.

1 Claim, 7 Drawing Sheets



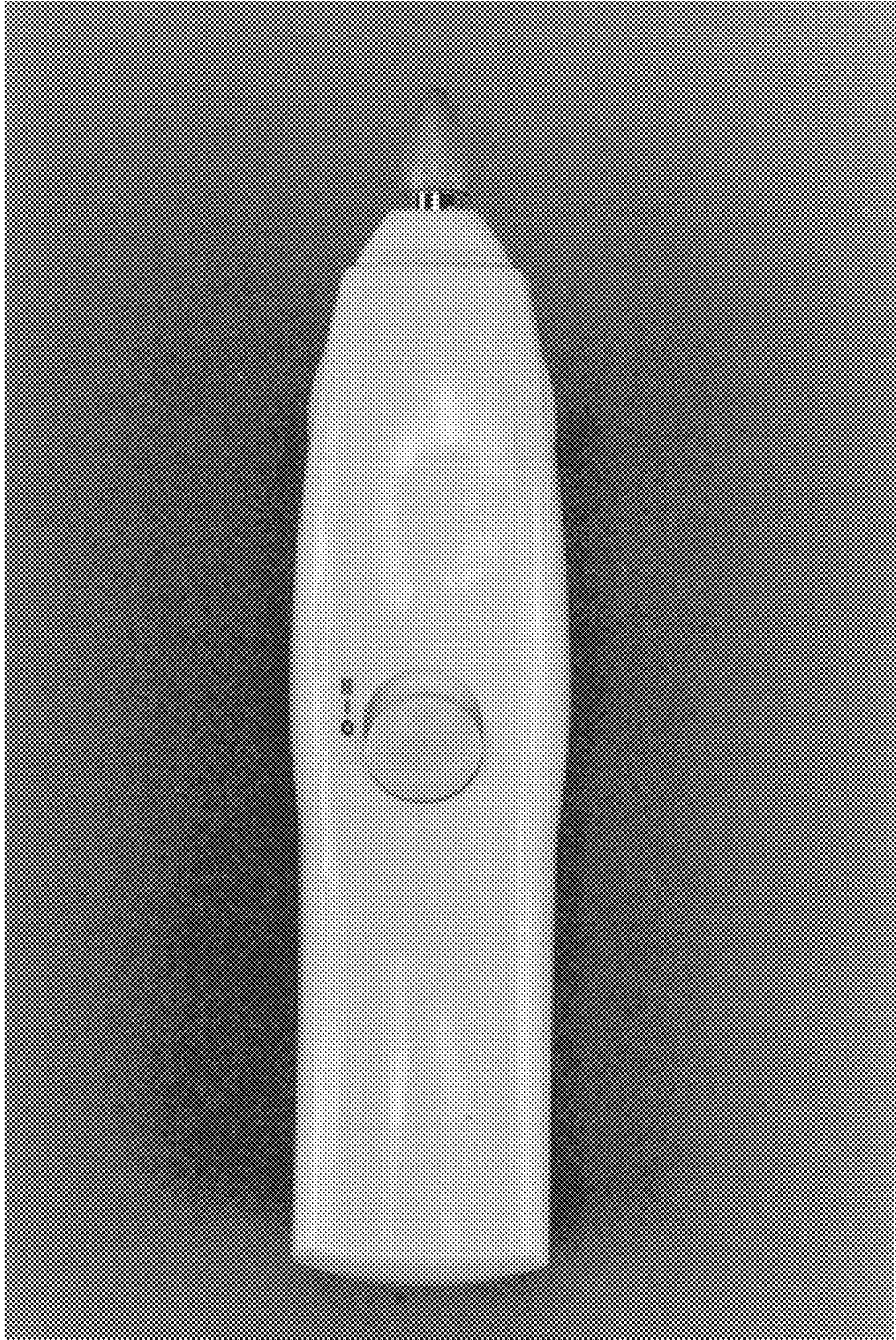


FIG. 1




FIG. 2

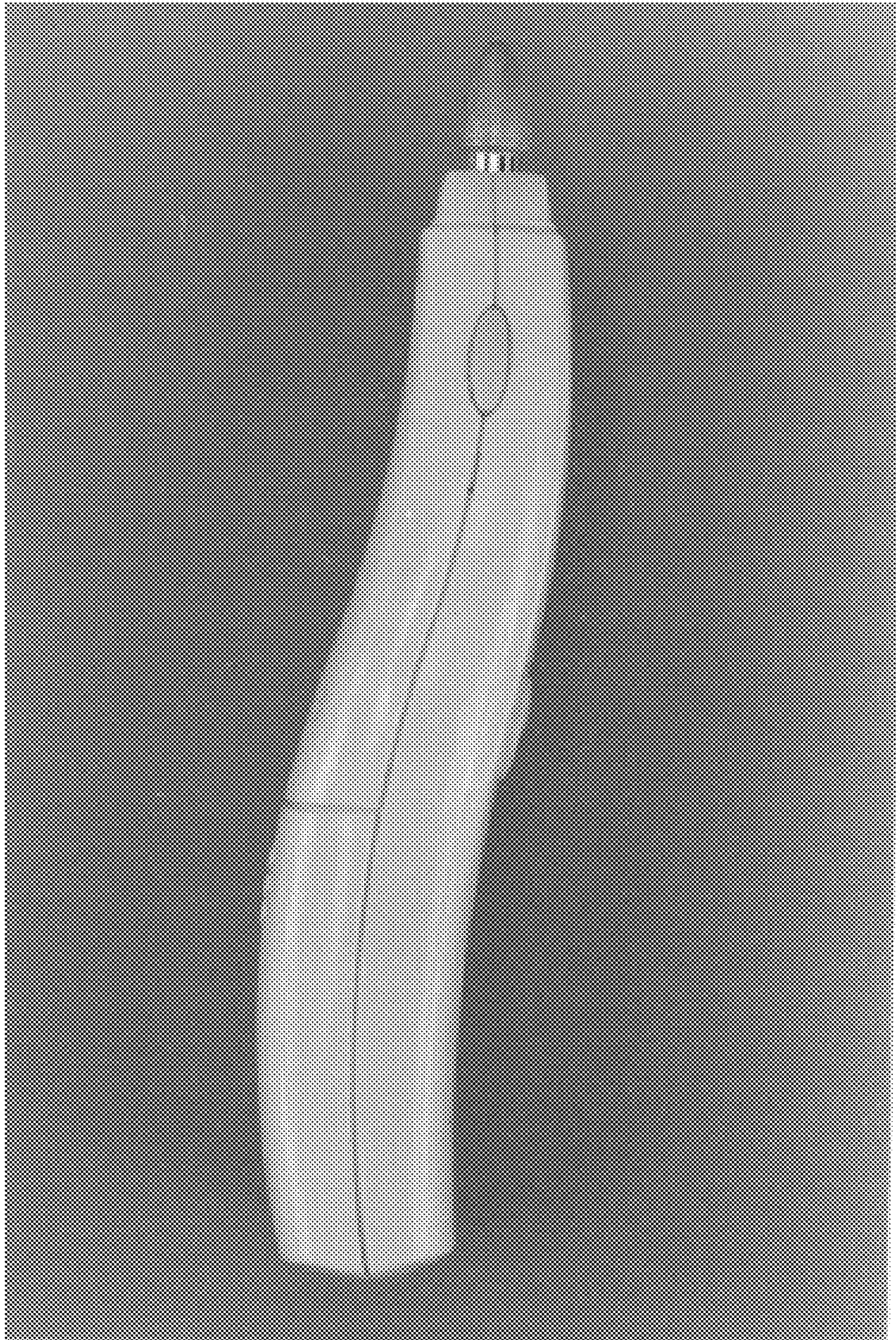


FIG. 3

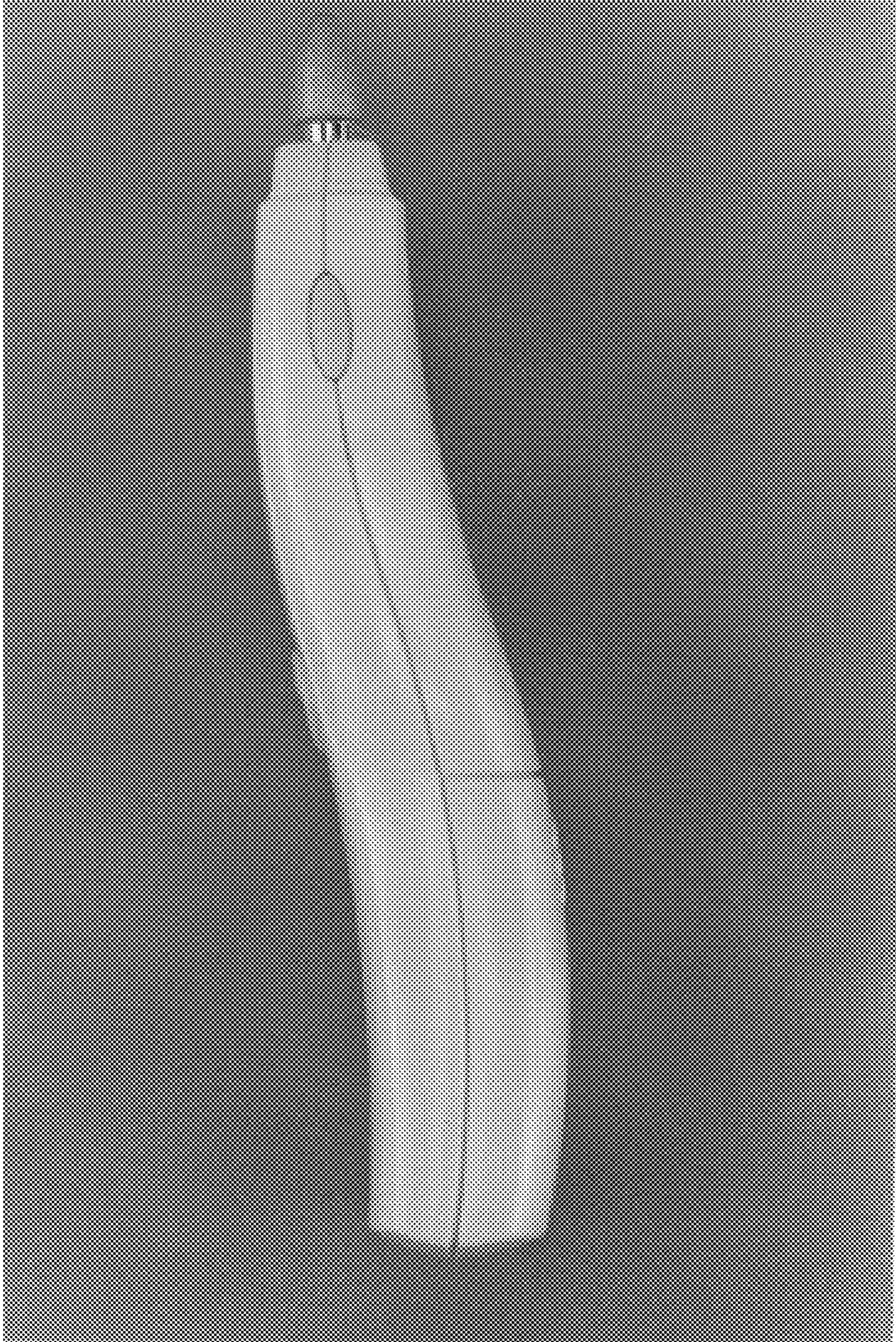


FIG. 4




FIG. 5




FIG. 6



FIG. 7