



US00D452584B1

(12) **United States Design Patent**  
**Chen**

(10) **Patent No.:** **US D452,584 S**

(45) **Date of Patent:** **\*\* Dec. 25, 2001**

(54) **PIEZOELECTRIC LIGHTER**

D. 440,706 \* 4/2001 Harel ..... D27/154 X

(75) Inventor: **Ding Xing Chen**, S. El Monte, CA  
(US)

\* cited by examiner

(73) Assignee: **Zreative Products, Inc.**, S. El Monte,  
CA (US)

*Primary Examiner*—Jennifer Rivard

(74) *Attorney, Agent, or Firm*—Raymond Y. Chan; David  
and Raymond Patent Group

(\*\*) Term: **14 Years**

(57) **CLAIM**

(21) Appl. No.: **29/142,351**

The ornamental design for a piezoelectric lighter, as shown.

(22) Filed: **May 23, 2001**

**DESCRIPTION**

(51) **LOC (7) Cl.** ..... **27-05**

(52) **U.S. Cl.** ..... **D27/157**

(58) **Field of Search** ..... D27/141, 148,  
D27/154, 157; 431/129, 130, 132, 142–144,  
151, 254, 256, 255, 267, 273, 274, 253,  
277

FIG. 1 is a perspective view showing my new design.

FIG. 2 is a front view thereof.

FIG. 3 is a rear view thereof.

FIG. 4 is a right end view thereof.

FIG. 5 is a left end view thereof.

FIG. 6 is a top view thereof; and,


FIG. 7 is a bottom view thereof.

(56) **References Cited**

**U.S. PATENT DOCUMENTS**

D. 440,009 \* 4/2001 Xu ..... D27/157

**1 Claim, 7 Drawing Sheets**






FIG. 1




FIG. 2




FIG. 3




FIG. 4



FIG. 5




FIG. 6




FIG. 7