



US00D452573B1

(12) **United States Design Patent**  
**Walker**

(10) **Patent No.:** **US D452,573 S**

(45) **Date of Patent:** **\*\* Dec. 25, 2001**

(54) **MODULAR MEDICAL GAS SERVICES COLUMN**

(75) **Inventor:** **James A. Walker**, Oklahoma City, OK (US)

(73) **Assignee:** **Gaddis-Walker Electric, Inc.**, Oklahoma City, OK (US)

(\*\*) **Term:** **14 Years**

(21) **Appl. No.:** **29/135,785**

(22) **Filed:** **Jan. 16, 2001**

3,622,684	11/1971	Press .	
3,769,502	10/1973	Schultz et al. .	
3,921,345	11/1975	Damico .	
4,354,330	10/1982	Schwartz .	
4,387,949	6/1983	Haitmanek .	
4,475,322	10/1984	Russo et al. .	
4,621,938	* 11/1986	Weilow .....	52/651.09
4,627,684	12/1986	D'Amato .	
5,044,135	9/1991	Kroon et al. .	
5,186,337	2/1993	Foster et al. .	
5,195,288	3/1993	Penczak .	
5,284,255	2/1994	Foster et al. .	
5,299,338	4/1994	Foster .	

**Related U.S. Application Data**

(62) Division of application No. 29/124,148, filed on May 31, 2000, now Pat. No. Des. 443,365, which is a continuation of application No. 08/781,220, filed on Jan. 10, 1997, now Pat. No. 6,256,935, which is a continuation of application No. 08/297,193, filed on Aug. 26, 1994, now Pat. No. 5,644,876.

(51) **LOC (7) Cl.** ..... **24-01**

(52) **U.S. Cl.** ..... **D24/232; D24/234**

(58) **Field of Search** ..... D24/232, 234, D24/128, 185; D26/126, 122, 119, 43, 42; 52/27, 239, 28, 220.7, 651.07, 651.09; 211/190, 168, 200, 191, 207

(56) **References Cited**

**U.S. PATENT DOCUMENTS**

D. 390,967	2/1998	Beuster et al. .
D. 390,968	2/1998	Kummerfeld .
D. 394,508	5/1998	Nuzzio .
2,762,387	9/1956	Orwin .
3,199,063	8/1965	Stuart .
3,410,302	11/1968	Frick .
3,455,620	7/1969	Coburn .

**OTHER PUBLICATIONS**

Excerpt (p. 16) from 1992 Bay Corp. catalog.

\* cited by examiner

*Primary Examiner*—Ian Simmons

(74) *Attorney, Agent, or Firm*—Mary M. Lee

(57) **CLAIM**

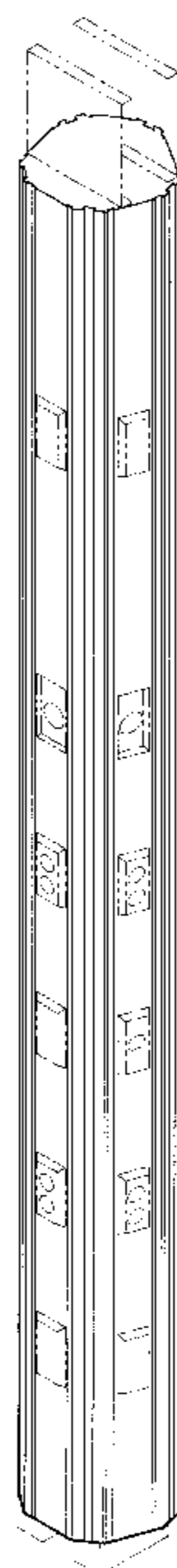
The ornamental design for a modular medical gas services column, as shown.


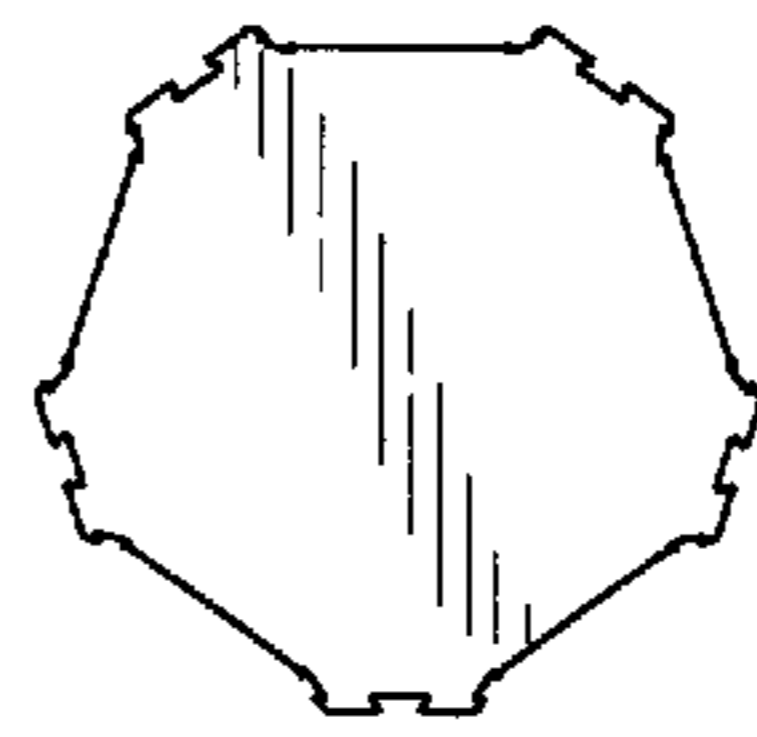
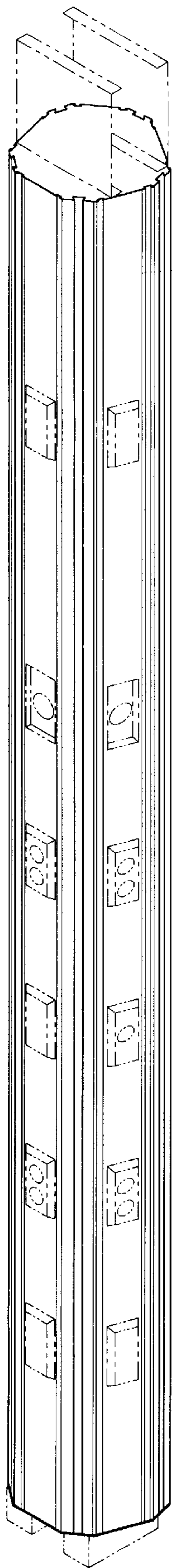
**DESCRIPTION**

FIG. 1 is a front perspective view of a modular medical gas service column showing my new design; FIG. 2 is a top plan view; FIG. 3 is a side elevational view thereof; and, FIG. 4 is a cross-sectional view thereof, take along the line 4—4 of FIG. 3.

The broken line showing of the electrical and gas outlets, gas services units, the equipment mounting brackets, and the ceiling and floor mounting brackets is for illustrative purposes only and forms no part of the claimed design.

**1 Claim, 2 Drawing Sheets**





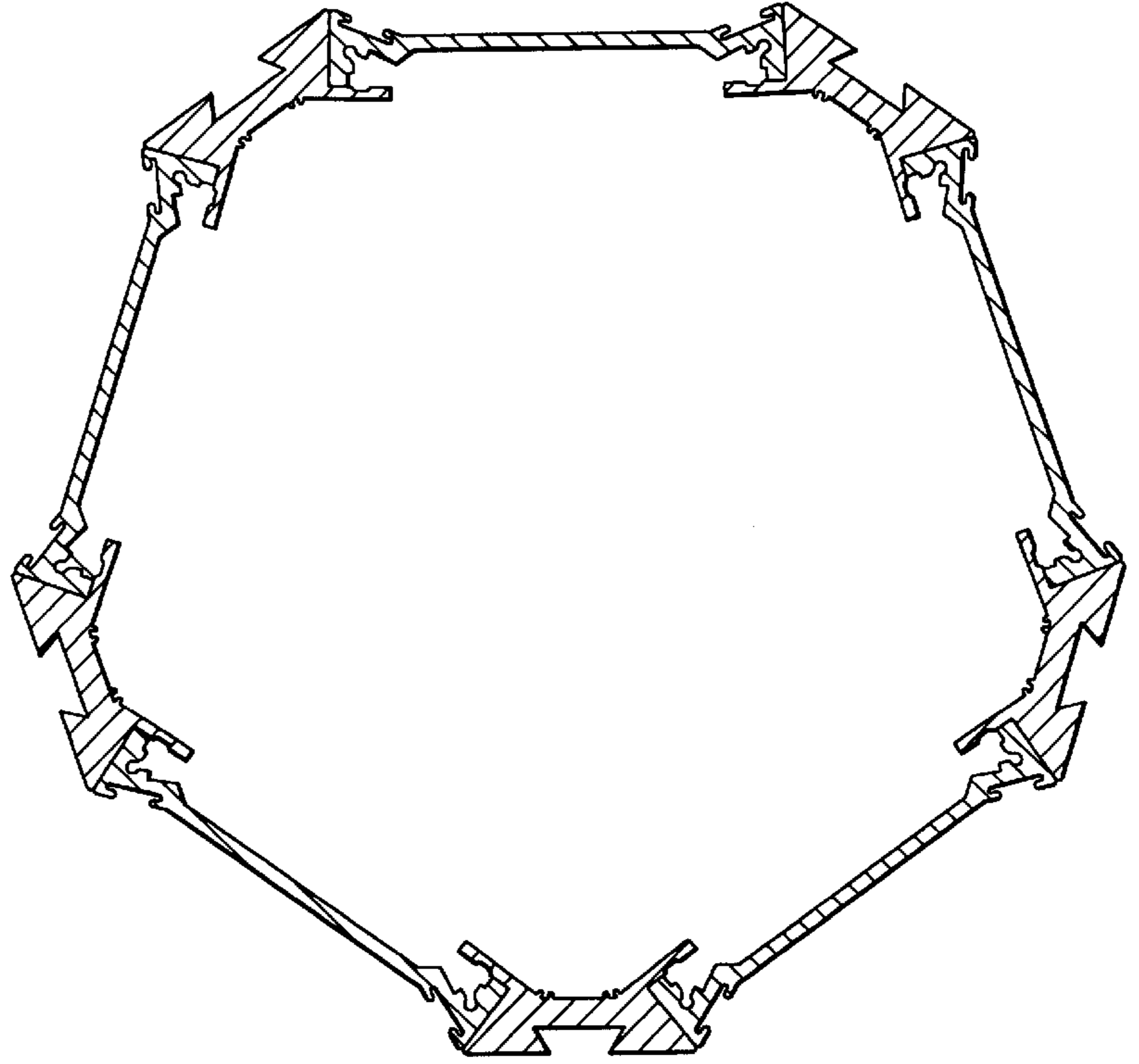
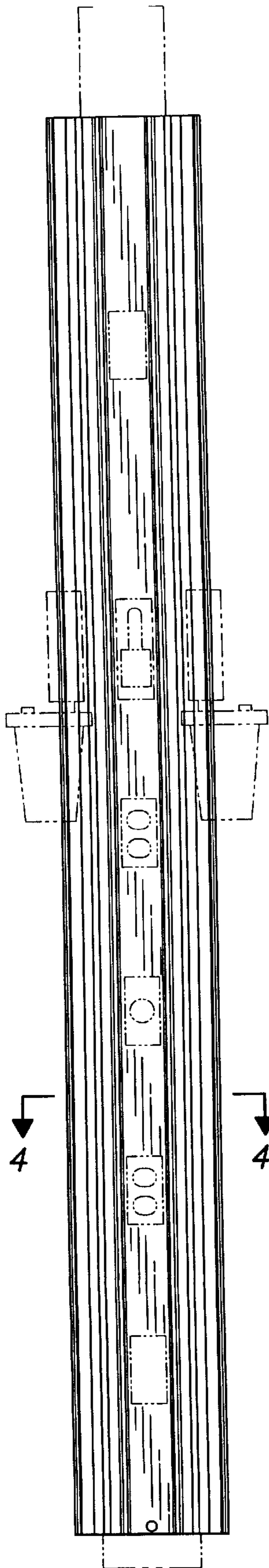


FIG. 4

FIG. 3