



US00D452570B1

(12) **United States Design Patent**
Since

(10) **Patent No.:** **US D452,570 S**

(45) **Date of Patent:** **** Dec. 25, 2001**

(54) **CONTROL UNIT**

(75) **Inventor:** **Guillaume Since, Hong Kong (CN)**

(73) **Assignee:** **Salton, Inc., Lake Forest, IL (US)**

(**) **Term:** **14 Years**

(21) **Appl. No.:** **29/135,085**

(22) **Filed:** **Jan. 12, 2001**

(51) **LOC (7) Cl.** **24-04**

(52) **U.S. Cl.** **D24/200**

(58) **Field of Search** **D24/200, 215;**
601/69, 70, 71, 72, 73, 150

(56) **References Cited**

U.S. PATENT DOCUMENTS

D. 299,747	*	2/1989	Wilson et al.	D24/200
D. 352,358	*	11/1994	Yan	D24/200
D. 438,309	*	2/2001	Young	D24/215
2,880,721		4/1959	Corcoran	128/39
3,824,992		7/1974	Nicholson et al.	128/24
3,888,242		6/1975	Harris et al.	128/64
3,993,053		11/1976	Grossan	128/64
4,029,087		6/1977	Dye et al.	128/24
4,054,129		10/1977	Byars et al.	128/24
4,098,266	*	7/1978	Muchisky et al.	601/71
4,231,355		11/1980	Hara	128/24.2
4,267,611		5/1981	Agulnick	5/453
4,551,874		11/1985	Matsumura et al.	5/453
4,583,255		4/1986	Mogaki et al.	5/453
4,622,706		11/1986	Takeuchi	5/453
4,757,806	*	7/1988	Muchisky et al.	601/71
4,762,121		8/1988	Shienfeld	128/64
4,809,684		3/1989	Gardner et al.	128/64
4,846,160		7/1989	Gardner et al.	128/64
4,865,020		9/1989	Bullard	128/64
4,989,589		2/1991	Pekanmaki et al.	128/64

5,014,681	5/1991	Neeman et al.	128/64
5,022,387	6/1991	Hasty	128/64
5,052,377	10/1991	Frajdenrajch	128/64
5,092,317	3/1992	Zelikovski	128/64
5,109,832	5/1992	Proctor et al.	128/24
5,179,941	1/1993	Siemssen et al.	128/40
5,211,162	5/1993	Gillen, Jr. et al.	128/64
5,233,974	8/1993	Senoue et al.	128/64
5,245,990	9/1993	Bertinin	128/64
5,307,791	5/1994	Senoue et al.	601/9
5,383,842	1/1995	Bertini	601/151
5,396,896	3/1995	Tumey et al.	128/690
5,403,265	4/1995	Berguer et al.	601/151
5,575,762	11/1996	Peeler et al.	601/152
5,672,148	9/1997	Maunier	601/148
5,762,618	6/1998	Yamanaka et al.	601/148
5,792,082	8/1998	Yamanaka et al.	601/148
6,171,270	* 1/2001	Gau	601/150

* cited by examiner

Primary Examiner—Stella Reid

(74) *Attorney, Agent, or Firm*—Sonnenschein Nath & Rosenthal

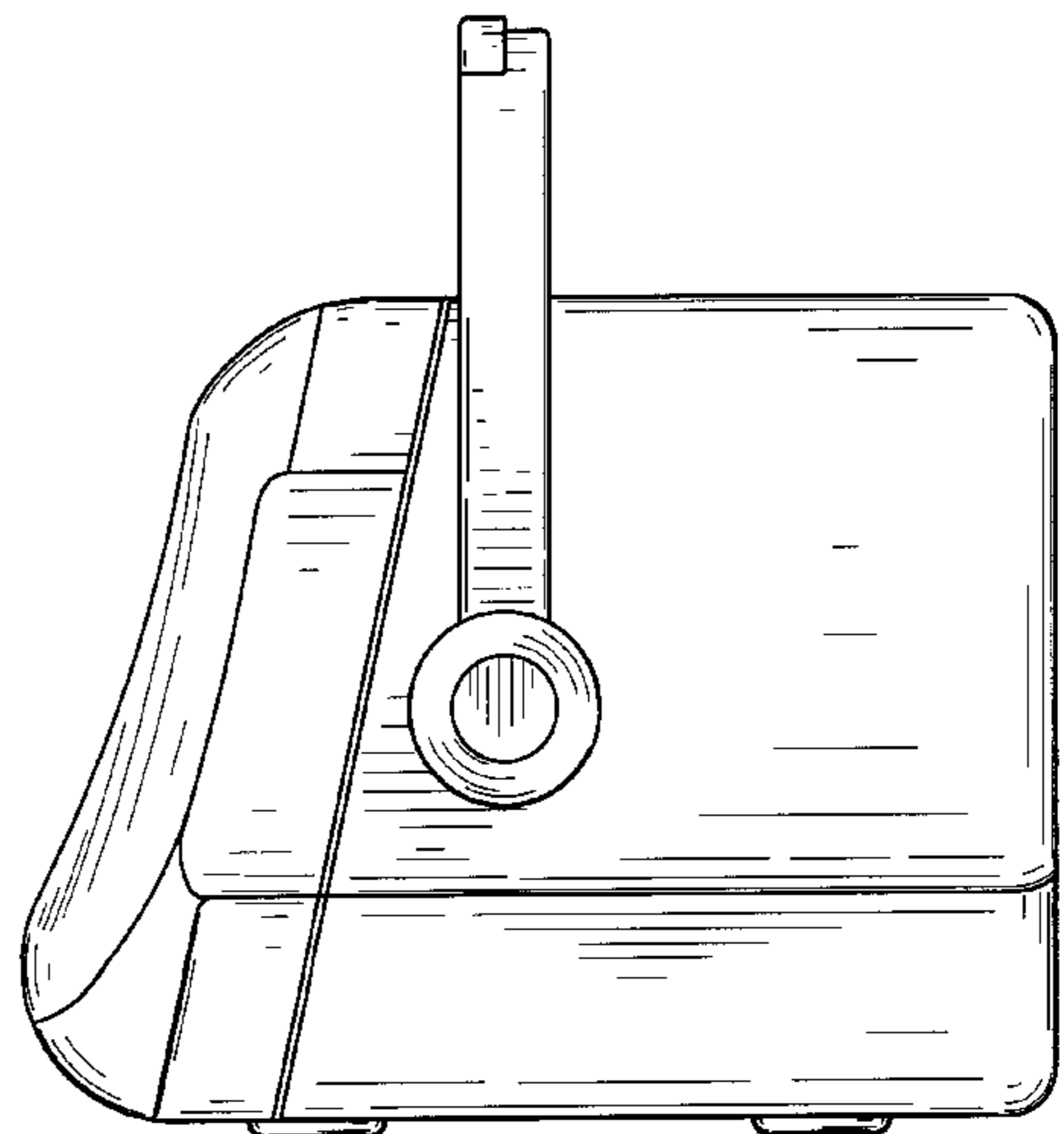
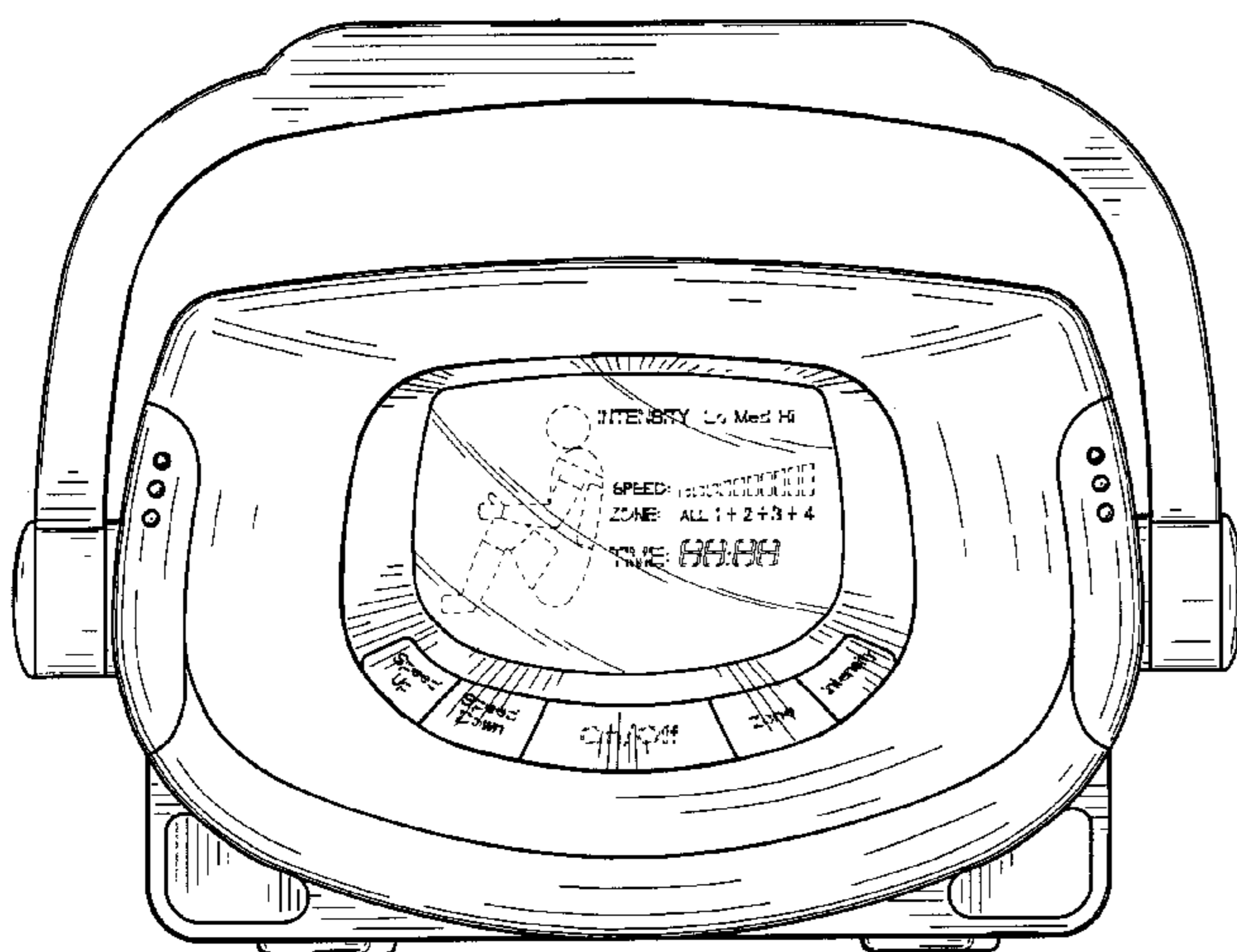
(57) **CLAIM**

The ornamental design for a control unit, as shown and described.

DESCRIPTION

FIG. 1 is a front elevational view of the control unit; FIG. 2 is a rear elevational view of the control unit; FIG. 3 is a left side elevational view of the control unit; FIG. 4 is a right side elevational view of the control unit; FIG. 5 is a top plan view of the control unit; and, FIG. 6 is a bottom plan view of the control unit. The broken line showing of is for illustrative purposes only and forms no part of the claimed design.

1 Claim, 3 Drawing Sheets



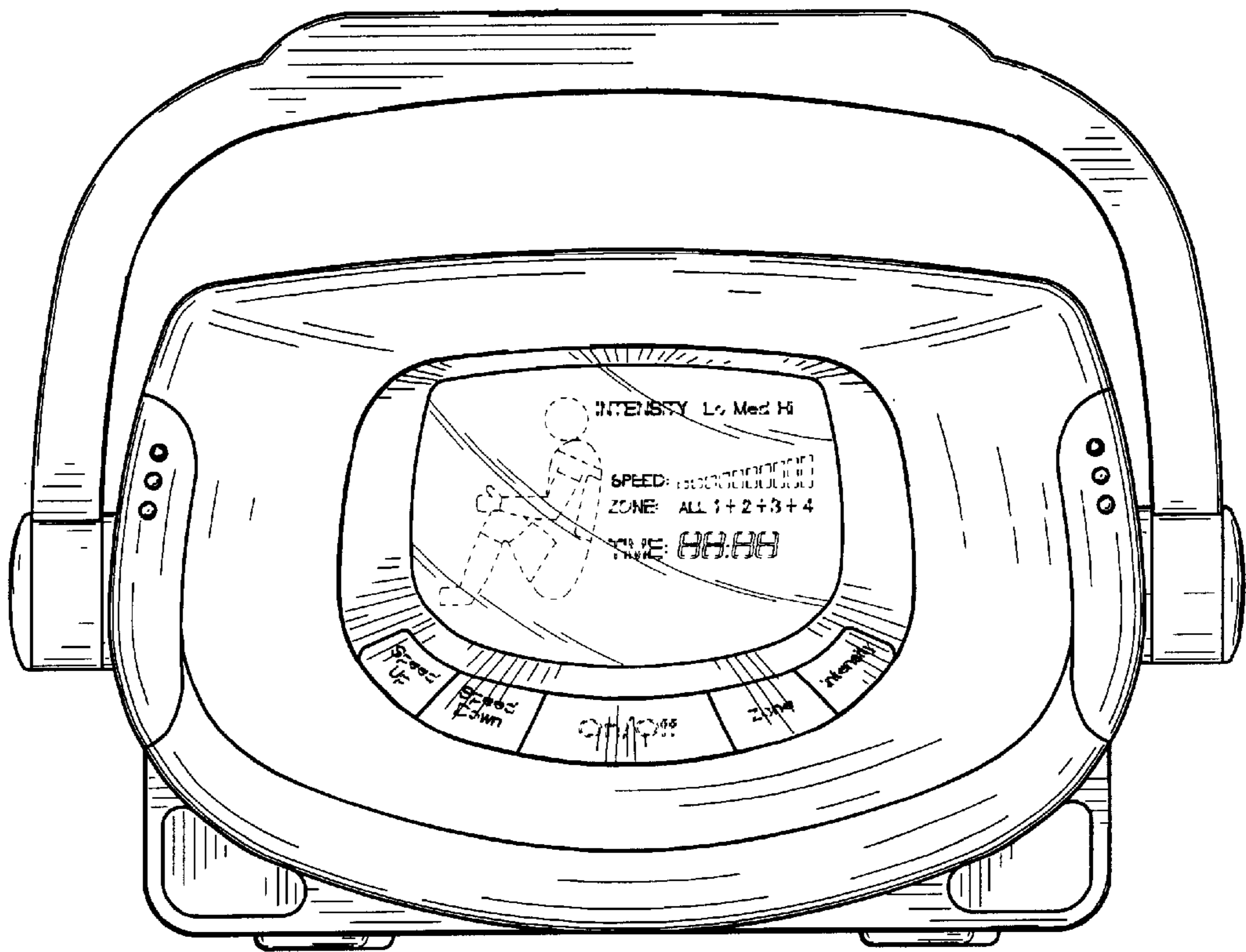


Figure 1

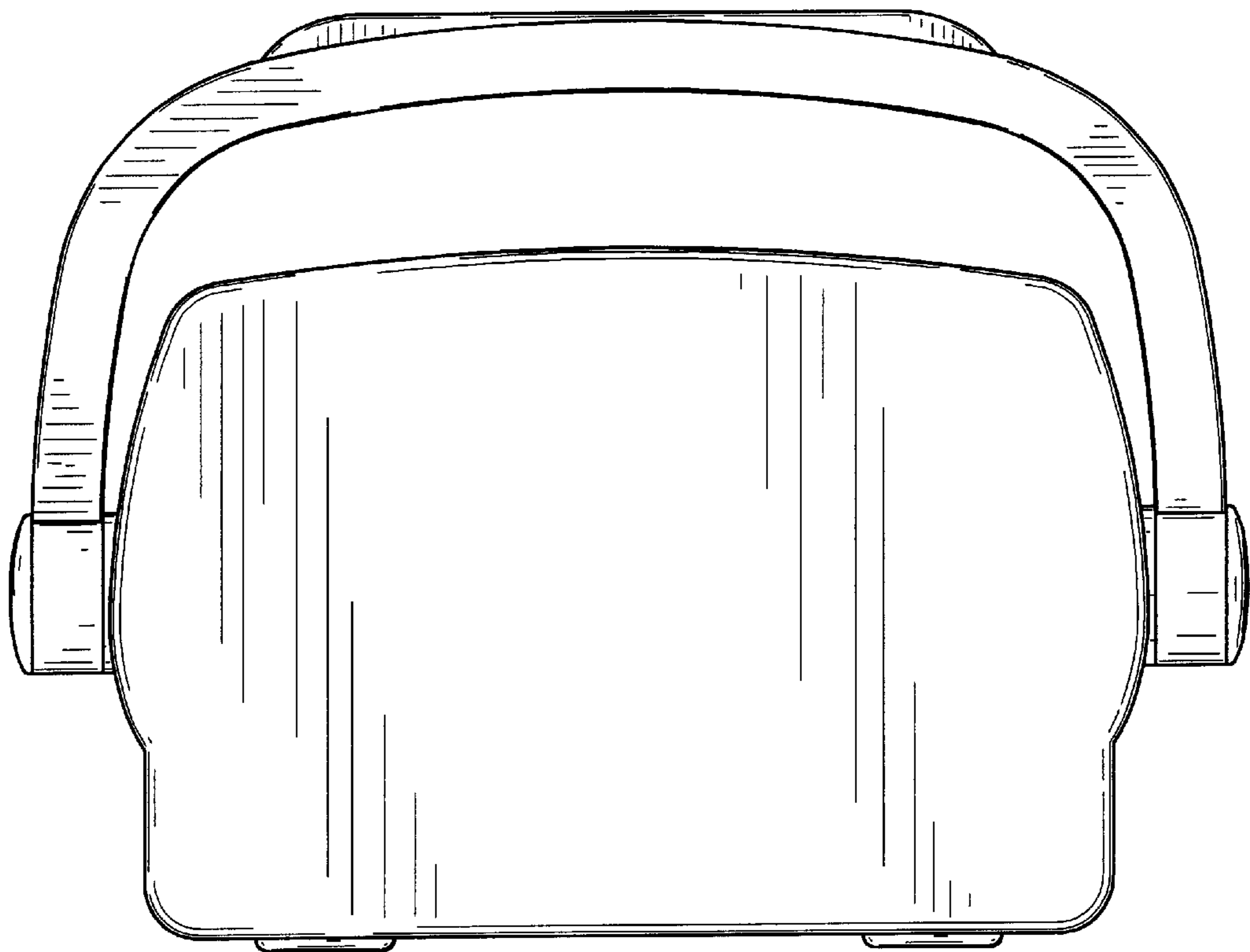


Figure 2




Figure 3




Figure 4




Figure 5

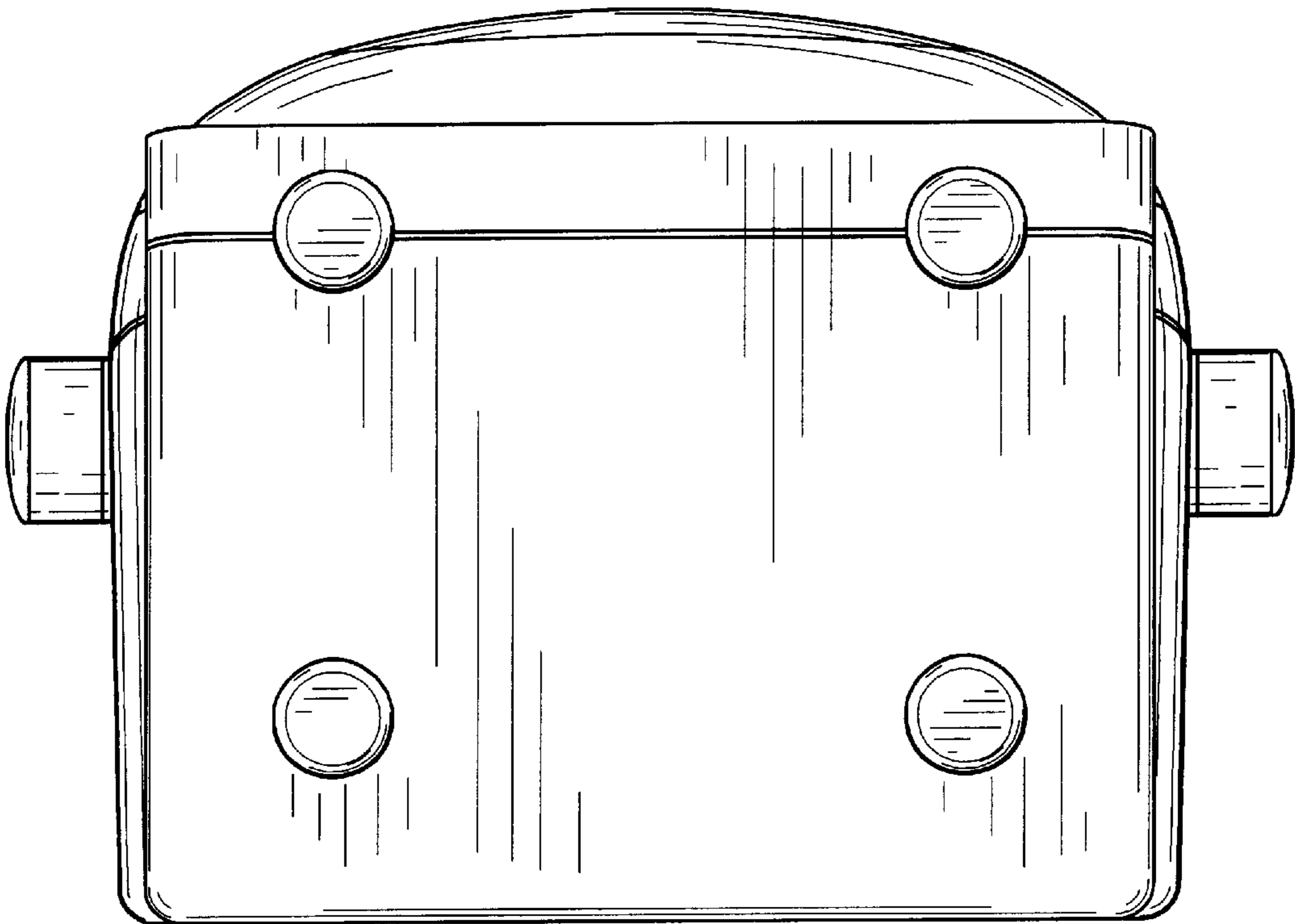


Figure 6