



US00D452560B1

(12) **United States Design Patent**
Andersson et al.

(10) **Patent No.:** **US D452,560 S**

(45) **Date of Patent:** **** Dec. 25, 2001**

(54) **HEATING ELEMENT**

(75) Inventors: **Jan Andersson**, Hallstahammar;
Helena Johansson, Västerås;
Lars-Göran Johansson,
Hallstahammar; **Mats Sundberg**,
Västerås, all of (SE)

(73) Assignee: **Kanthal AB**, Hallstahammar (SE)

(**) Term: **14 Years**

(21) Appl. No.: **29/128,099**

(22) Filed: **Aug. 18, 2000**

(30) **Foreign Application Priority Data**

Feb. 18, 2000 (SE) 00-0332

(51) **LOC (7) Cl.** **23-03**

(52) **U.S. Cl.** **D23/417**

(58) **Field of Search** D23/417, 418;
392/352, 497, 500

(56) **References Cited**

U.S. PATENT DOCUMENTS

D. 266,414 * 10/1982 Brent D23/417

D. 287,119 * 12/1986 Wadia D23/417
3,086,187 * 4/1963 Duggan et al. 392/352
3,673,385 * 6/1972 Drugmand et al. 392/500
4,319,127 * 3/1982 Lindstrom et al. 392/497

* cited by examiner

Primary Examiner—Mitchell Siegel

(74) *Attorney, Agent, or Firm*—Pillsbury Winthrop LLP

(57) **CLAIM**

The ornamental design for a heating element, as shown and described.

DESCRIPTION

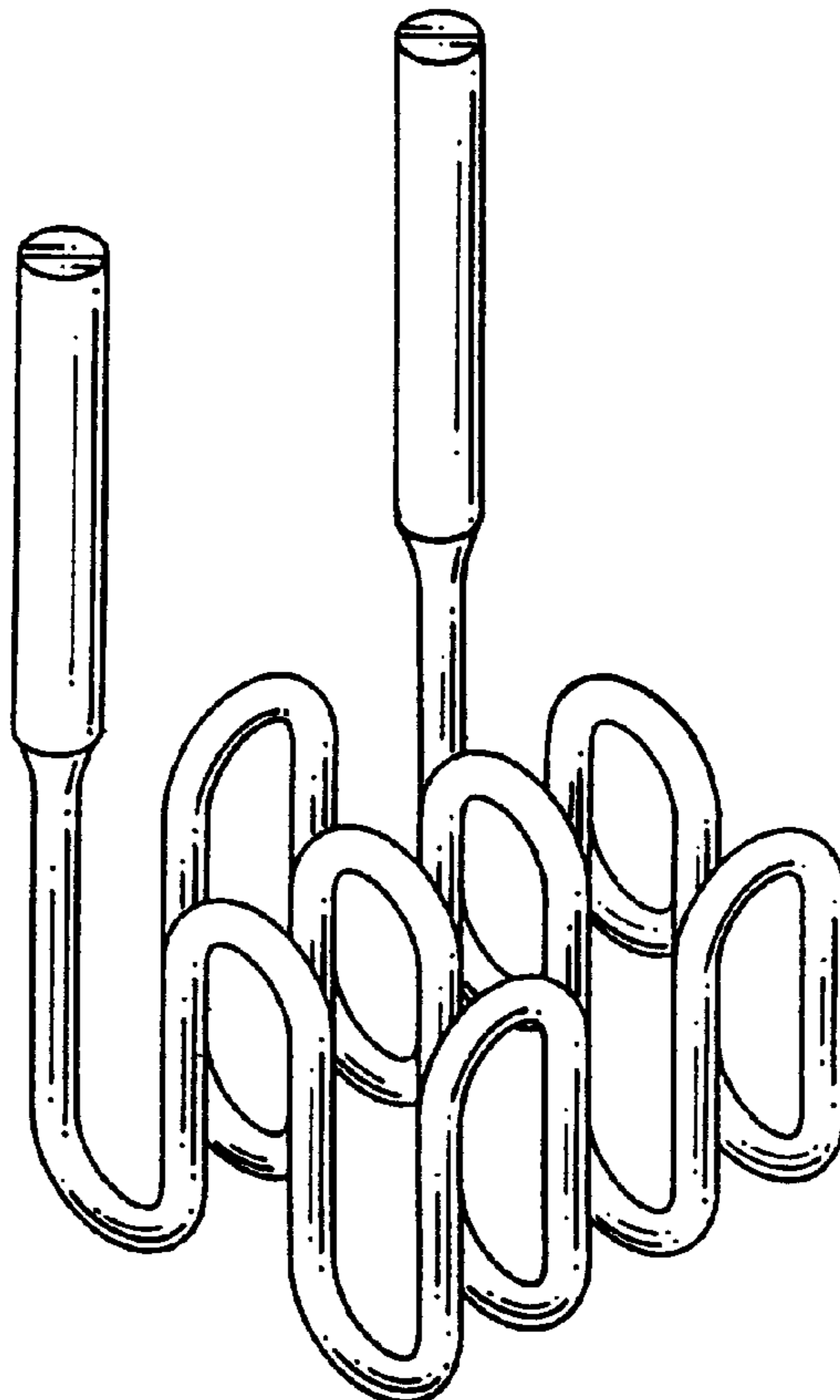
FIG. 1 is a perspective view of a heating element of the invention;

FIG. 2 is a top plan view thereof;

FIG. 3 is a left side elevational view thereof; the right side elevational view being a mirror image of the left side elevational view; and,

FIG. 4 is a front elevational view thereof.

1 Claim, 1 Drawing Sheet



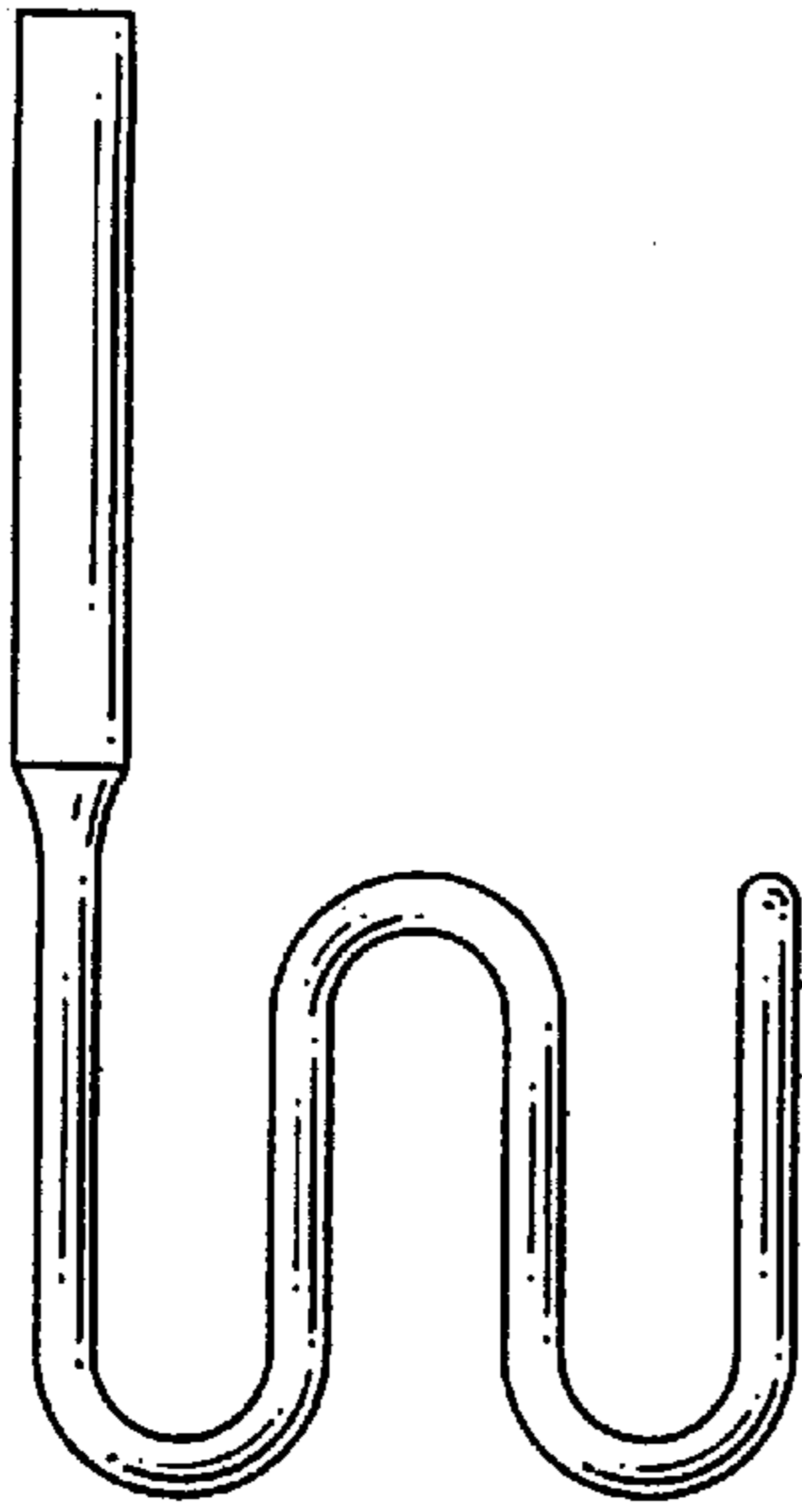


FIG. 3

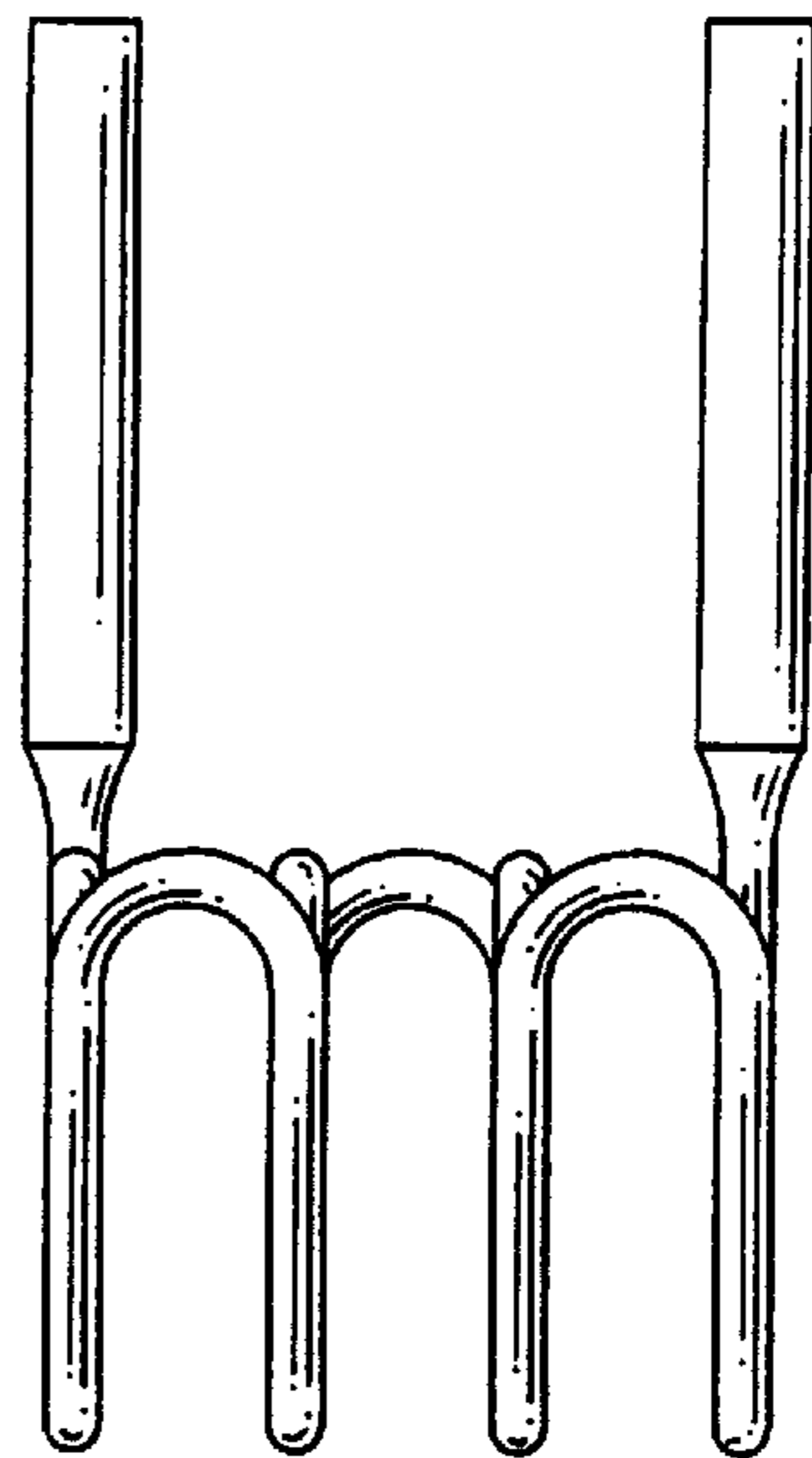


FIG. 4




FIG. 2

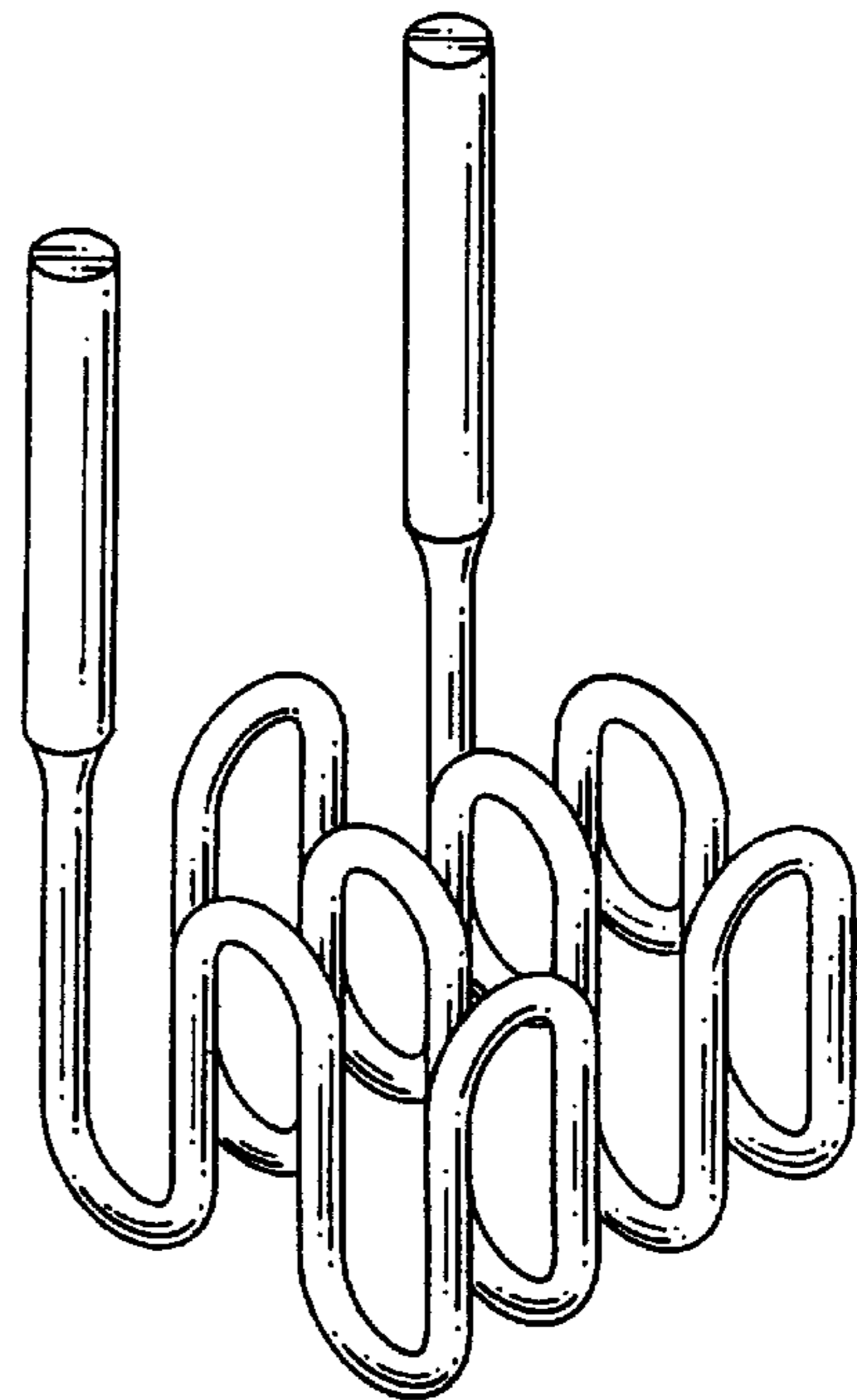


FIG. 1