



US00D452549B1

(12) **United States Design Patent**
Inda

(10) **Patent No.:** **US D452,549 S**

(45) **Date of Patent:** **** Dec. 25, 2001**

(54) **FLOATING FISHING BAIT CONTAINER**

3,852,906 * 12/1974 LaForce 43/43.14

4,075,777 * 2/1978 Dalton 43/41.2

(75) **Inventor:** **John P. Inda**, Shawnee, OK (US)

4,250,652 * 2/1981 Hellander 43/41.2

6,094,853 * 8/2000 Lim 43/41.2

(73) **Assignee:** **General Plastics Inc.**, Shawnee, OK (US)

* cited by examiner

(**) **Term:** **14 Years**

Primary Examiner—Catherine R. Oliver

(74) *Attorney, Agent, or Firm*—McAfee & Taft

(21) **Appl. No.:** **29/128,079**

(57) **CLAIM**

(22) **Filed:** **Aug. 17, 2000**

The ornamental design for a floating fishing bait container, as shown and described.

(51) **LOC (7) Cl.** **22-05**

DESCRIPTION

(52) **U.S. Cl.** **D22/146**

(58) **Field of Search** D22/146, 145, D22/144, 199, 136; 43/41.2, 41, 43.11, 43.12, 43.14, 43.15, 54.1, 55, 56

FIG. 1 shows an elevation view taken from either the front or back of the floating fishing bait container of my design. FIG. 2 is a side elevational view as seen from either the right or left side of FIG. 1.

(56) **References Cited**

FIG. 3 is a top view; and,


FIG. 4 is a bottom view.

U.S. PATENT DOCUMENTS

D. 414,238 * 9/1999 Kupperman D22/146

3,303,596 * 2/1967 Lewis et al. 43/41.2

1 Claim, 1 Drawing Sheet






FIG. 1




FIG. 2

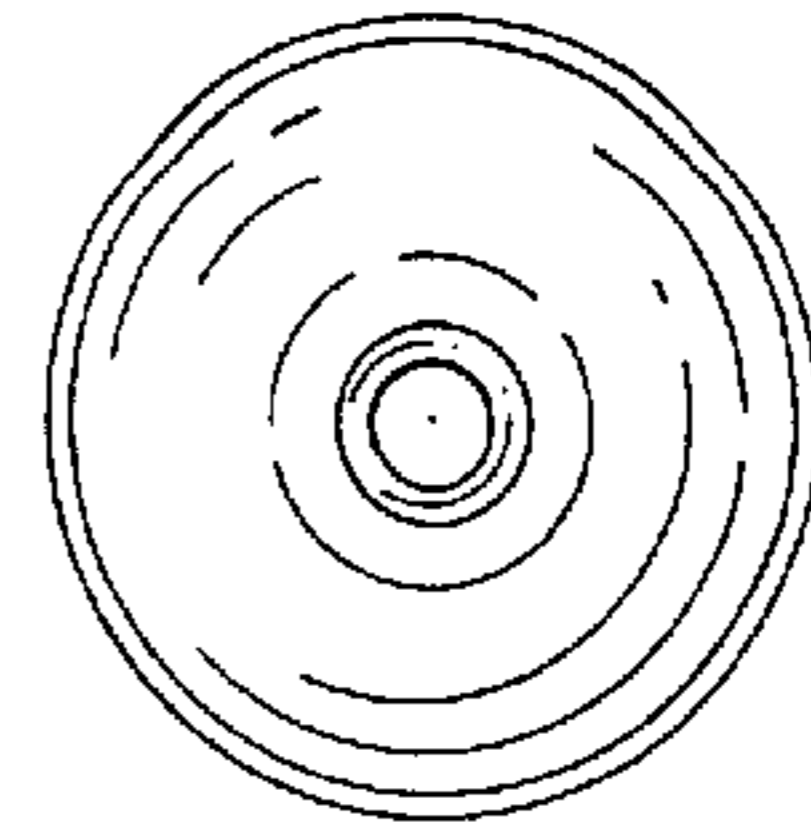


FIG. 3

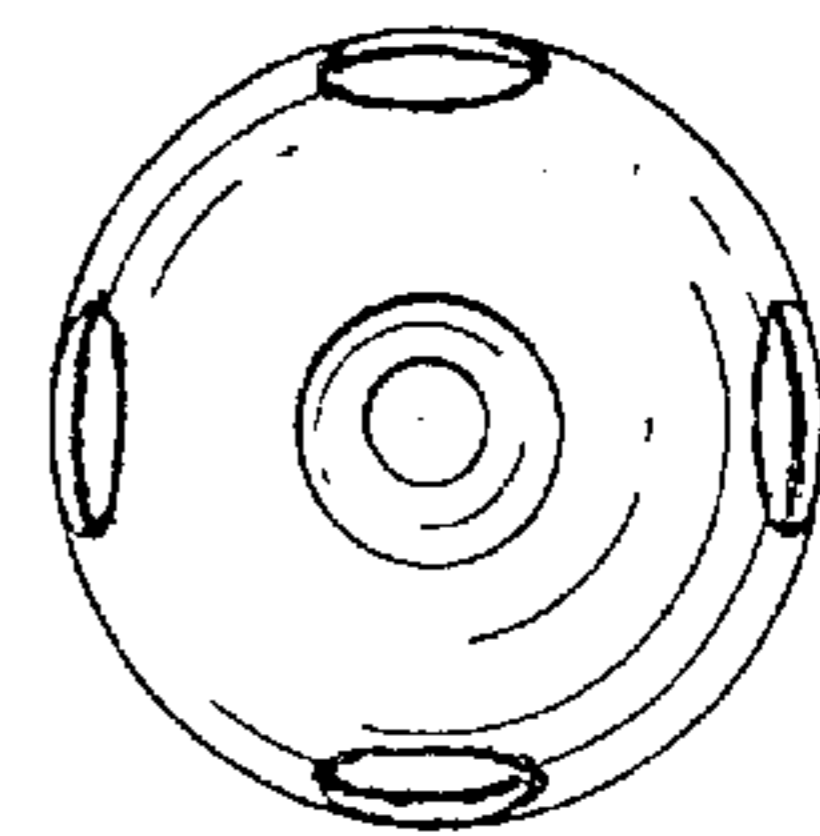


FIG. 4