



US00D452546B1

(12) **United States Design Patent**
Barker, II

(10) **Patent No.:** **US D452,546 S**

(45) **Date of Patent:** **** Dec. 25, 2001**

(54) **SWORD**

(76) **Inventor:** **Robert W. Barker, II**, P.O. Box 1505,
Niceville, FL (US) 32588

(**) **Term:** **14 Years**

(21) **Appl. No.:** **29/123,091**

(22) **Filed:** **May 10, 2000**

(51) **LOC (7) Cl.** **22-02**

(52) **U.S. Cl.** **D22/118**

(58) **Field of Search** D22/118, 117;
D21/568; 30/295, 342

(56) **References Cited**

U.S. PATENT DOCUMENTS

D. 222,938	*	2/1972	Cole	D22/118
D. 225,527	*	12/1972	Cole	D22/118
840,832	*	1/1907	Everett	30/342
2,966,931	*	1/1961	Dreier	30/342

OTHER PUBLICATIONS

The Noble Collection, Traditional Black Samurai Set, Winter 1997/98 p. 33.*

* cited by examiner

Primary Examiner—Catherine R. Oliver

(74) *Attorney, Agent, or Firm*—Peter Loffler

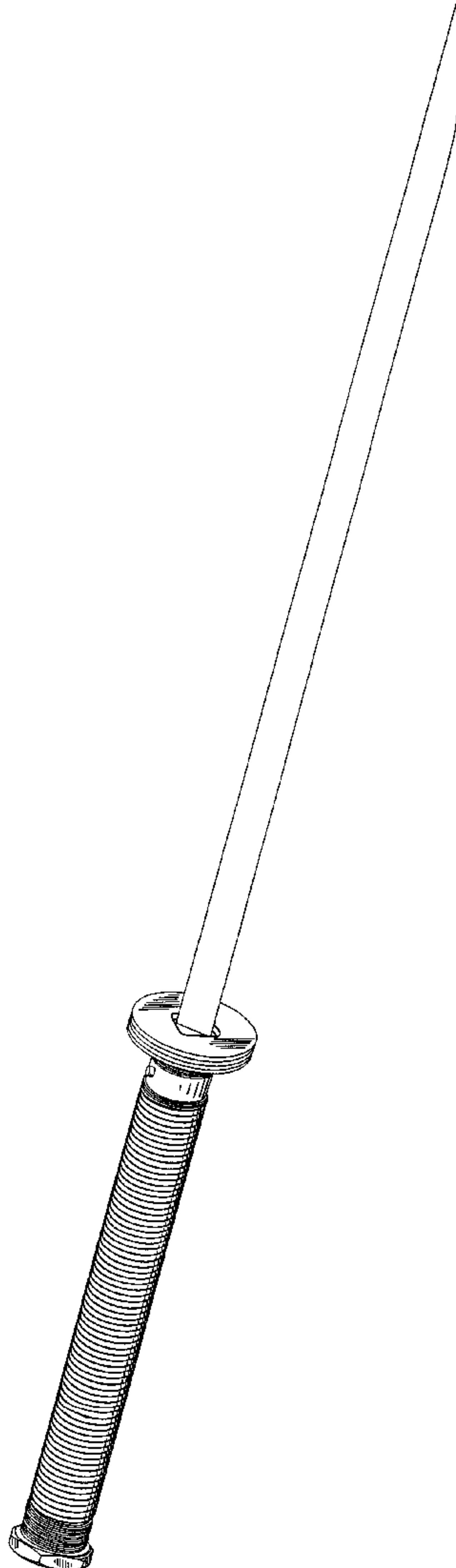
(57) **CLAIM**

The ornamental design for a sword, as shown and described.

DESCRIPTION

FIG. 1 is a perspective view of the sword;
FIG. 2 is a top plan view thereof;
FIG. 3 is a bottom plan view thereof;
FIG. 4 is a right side elevation view thereof;
FIG. 5 is a front elevation view thereof;
FIG. 6 is a left side view thereof;
FIG. 7 is a rear elevation view thereof; and,
FIG. 8 is a close-up of the handle of the sword thereof.

1 Claim, 2 Drawing Sheets



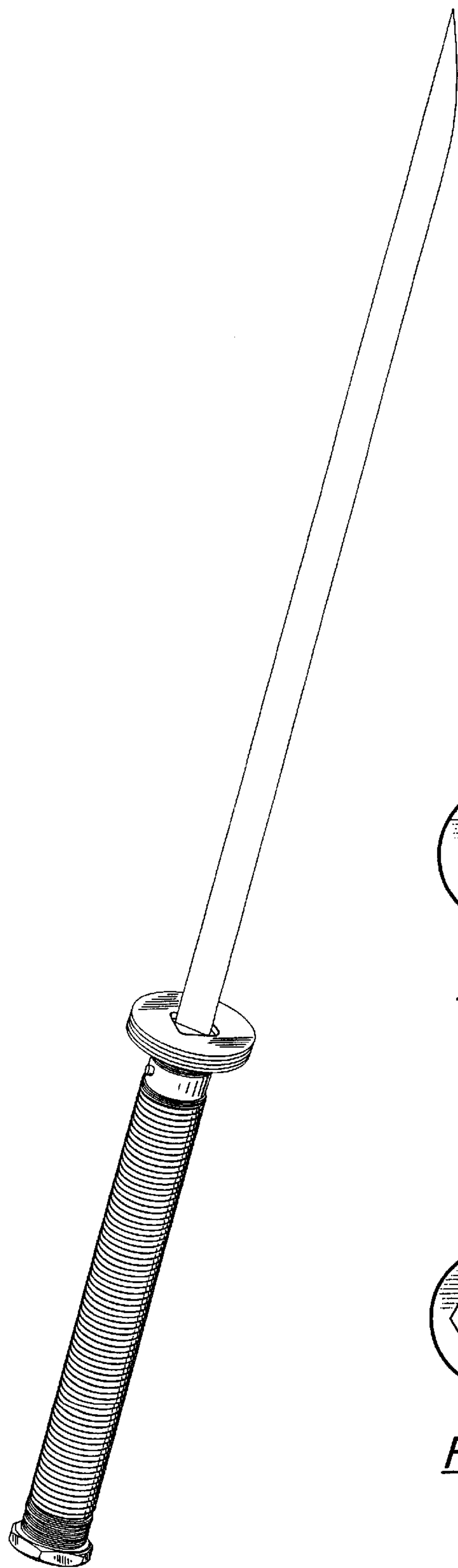


FIG. 1.

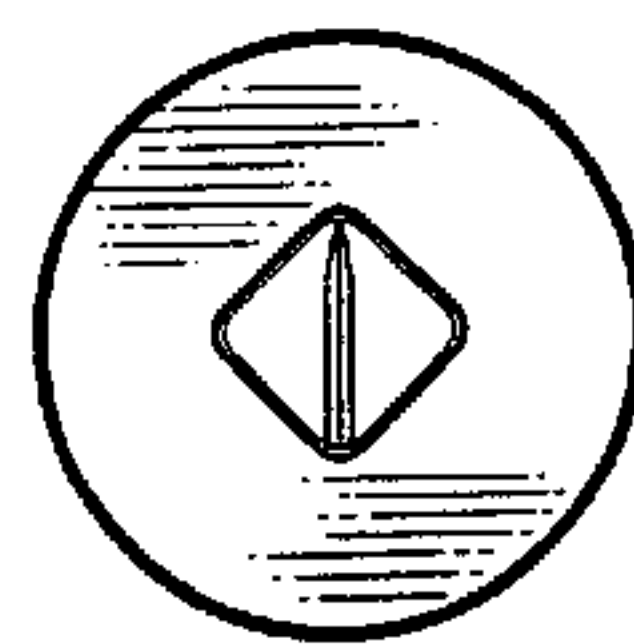


FIG. 2.

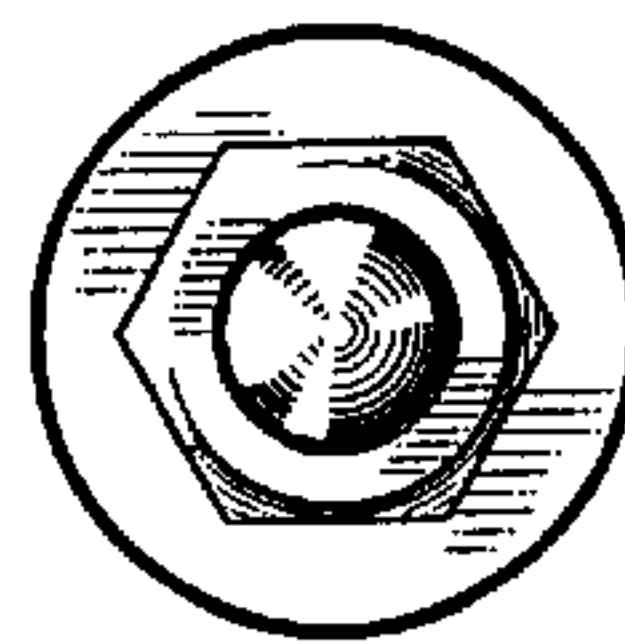


FIG. 3.

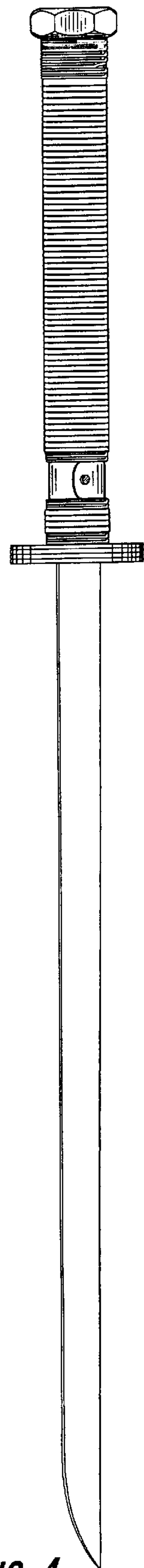


FIG. 4.

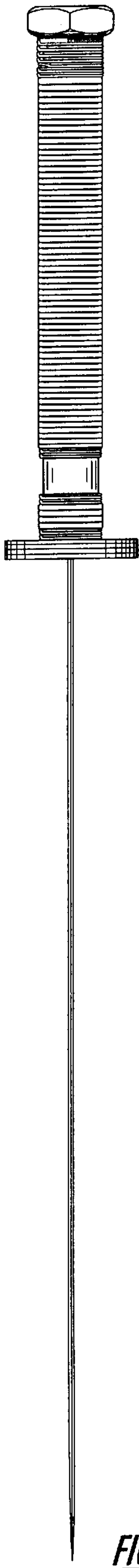


FIG. 5.

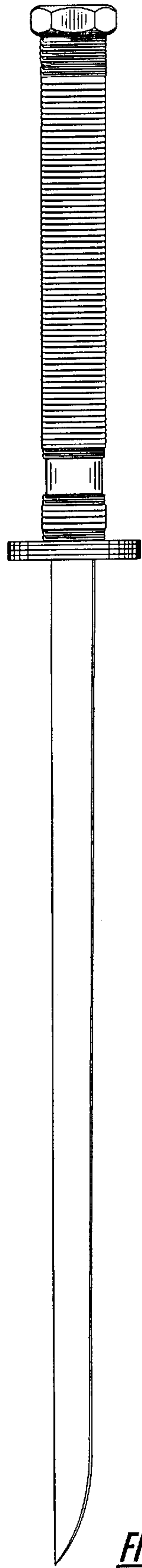


FIG. 6.

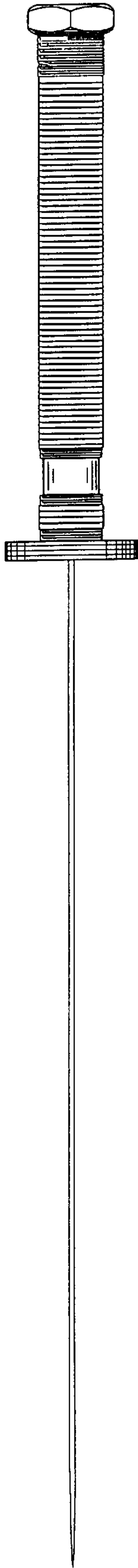


FIG. 7.




FIG. 8.