



US00D452545B1

(12) **United States Design Patent**
Starrett

(10) **Patent No.:** **US D452,545 S**

(45) **Date of Patent:** **** Dec. 25, 2001**

(54) **EXPANDABLE POLICE BATON**

(76) **Inventor:** **Paul D. Starrett**, 85 Gilson Rd.,
Jaffrey, NH (US) 03452

(**) **Term:** **14 Years**

(21) **Appl. No.:** **29/104,892**

(22) **Filed:** **May 13, 1999**

(51) **LOC (7) Cl.** **22-02**

(52) **U.S. Cl.** **D22/117**

(58) **Field of Search** **D22/117, 118;**
463/47.2-47.7; 273/84 R, 84 A; D21/400

Monadnock 1997 Product Catalog, pp. 21 "Ultralite" Baton.

Monadnock 1997 Product Catalog, pp. 22 "Monpac"
Batons.

* cited by examiner

Primary Examiner—Catherine R. Oliver
(74) *Attorney, Agent, or Firm*—Ernest V. Linek; Banner &
Witcoff, Ltd.

(57) **CLAIM**

The ornamental design for an expandable police baton, as
shown and described.

(56) **References Cited**

U.S. PATENT DOCUMENTS

27,335	2/1860	Rowe .	
D. 360,007	* 7/1995	Farr	D22/117
D. 404,789	* 1/1999	Starrett	D22/117
3,371,930	3/1968	Yoshio	273/84
4,475,367	10/1984	Raitto	70/456 R
4,533,140	8/1985	Champion.	273/84 R
5,149,092	* 9/1992	Parsons	273/84 R
5,407,197	4/1995	Parsons	273/84 R
5,568,922	* 10/1996	Siddle	273/84 R

OTHER PUBLICATIONS

Monadnock 1997 Product Catalog, pp. 18 "Detective"
Baton.

DESCRIPTION

FIG. 1 is a perspective view in the expanded position, of an
expandable police baton, showing my new design:

FIG. 2 is a perspective view in the closed position;

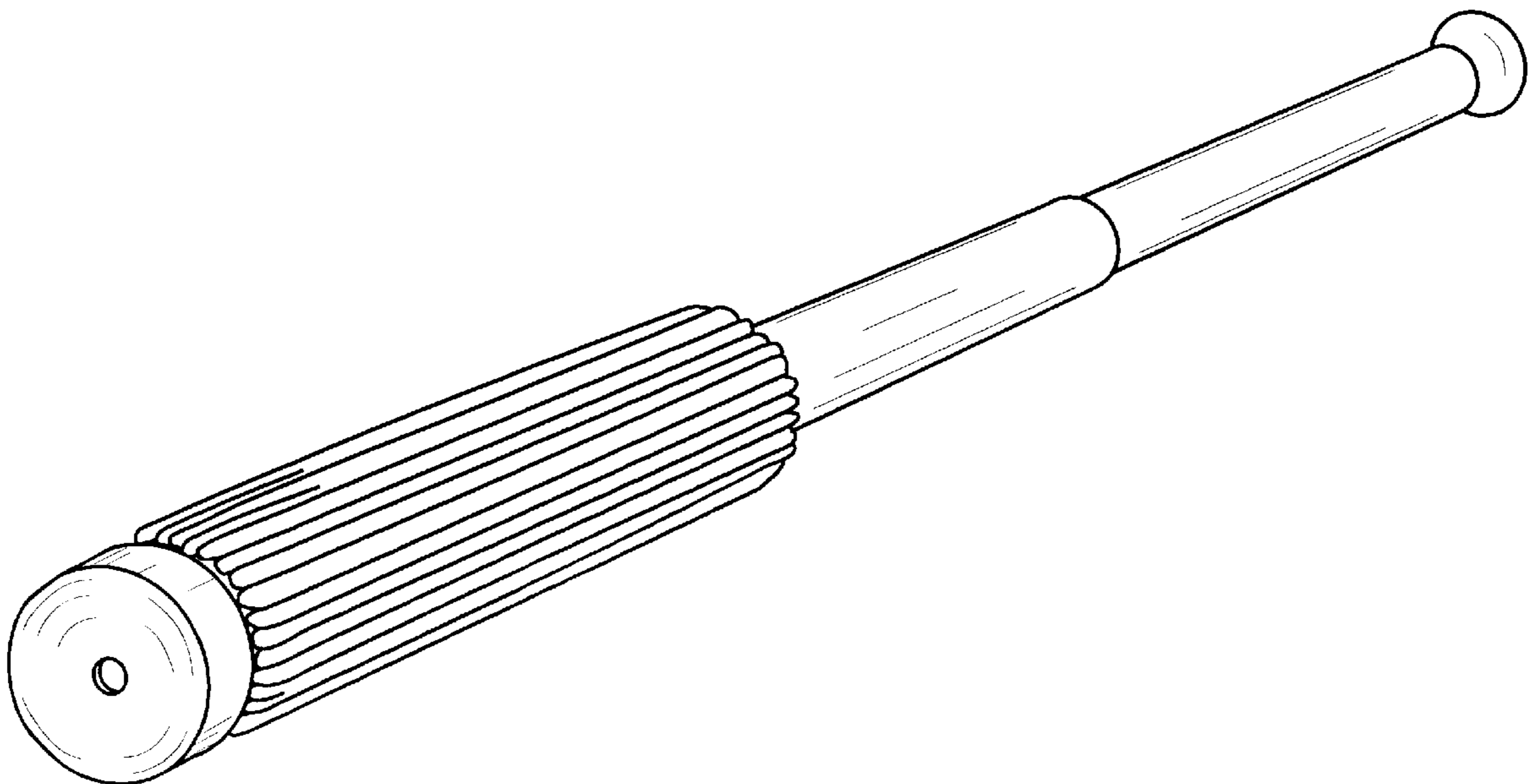
FIG. 3 is a top plan view;

FIG. 4 is a left side elevational view in the closed position,
the right side being a mirror image thereof;

FIG. 5 is a bottom plan view; and,

FIG. 6 is a left side elevational view in the extended
position, the right side being a mirror image thereof.

1 Claim, 2 Drawing Sheets



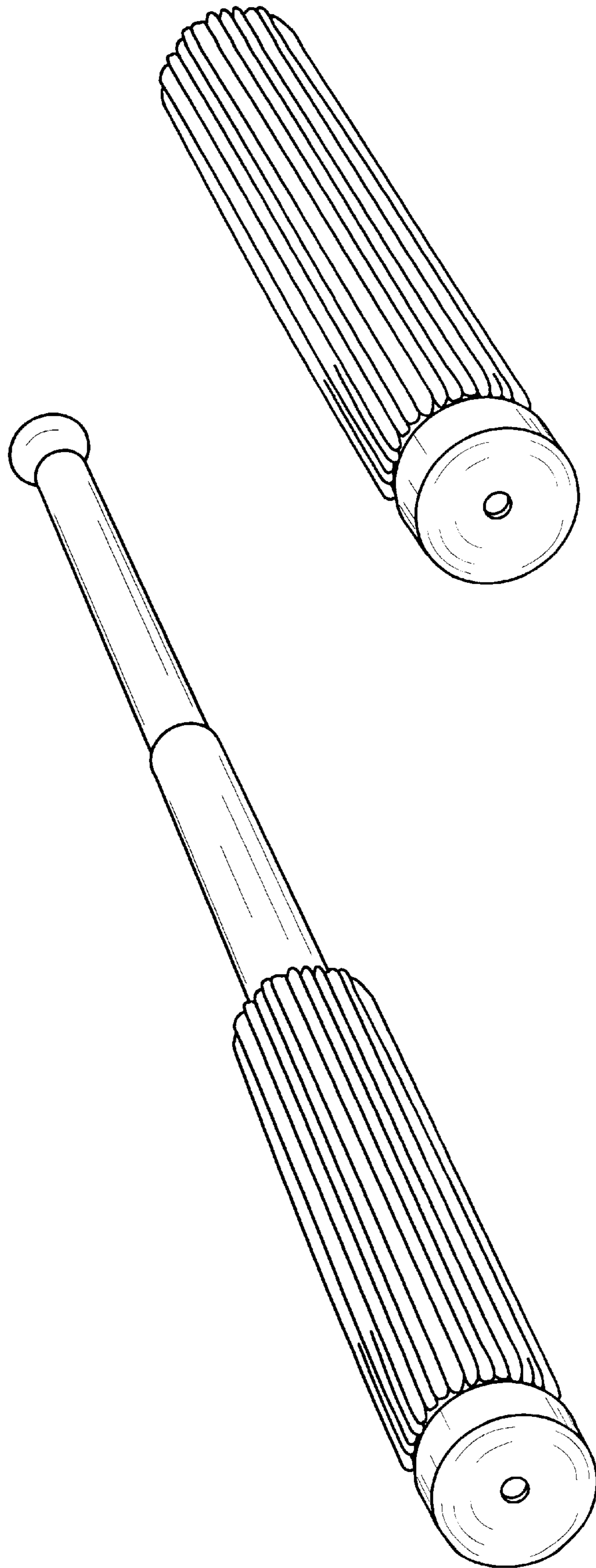


FIG. 1

FIG. 2

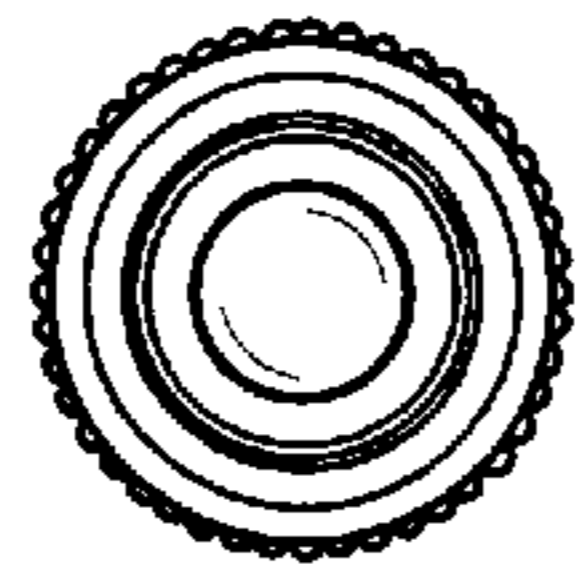


FIG. 3




FIG. 4

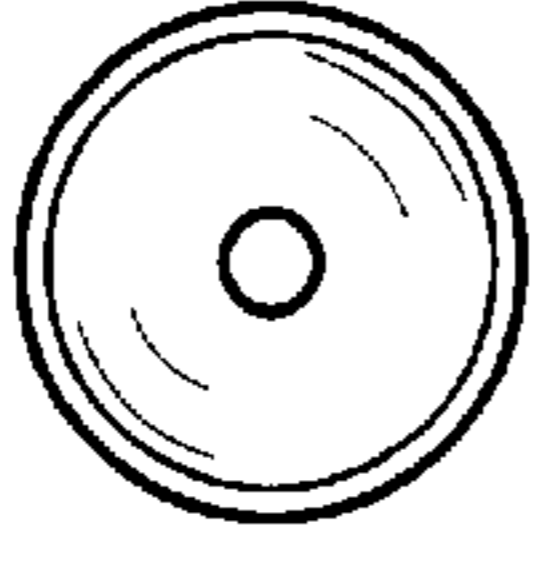


FIG. 5

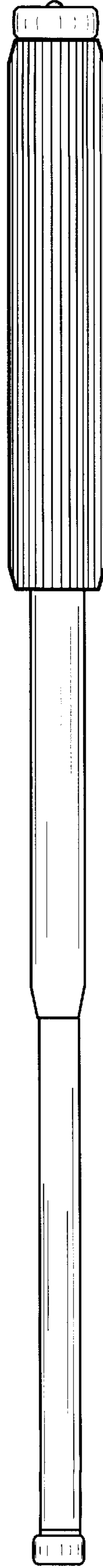


FIG. 6