



US00D452544B2

(12) **United States Design Patent**
Bato

(10) **Patent No.:** **US D452,544 S**

(45) **Date of Patent:** **** Dec. 25, 2001**

(54) **PUTTING GREEN REPAIR TOOL**

(76) Inventor: **Martin Bato**, Potsdamer Strasse 65,
12205 Berlin (DE)

(**) Term: **14 Years**

(21) Appl. No.: **29/122,499**

(22) Filed: **Apr. 27, 2000**

(30) **Foreign Application Priority Data**

Oct. 28, 1999 (DE) 499 10 180

(51) **LOC (7) Cl.** **21-02**

(52) **U.S. Cl.** **D21/793**

(58) **Field of Search** D21/793; 473/286,
473/408

(56) **References Cited**

U.S. PATENT DOCUMENTS

- D. 272,461 1/1984 Burns .
- D. 360,450 7/1995 Louden et al. .
- D. 383,516 9/1997 Stevens .
- D. 385,323 10/1997 Horton .
- D. 392,362 * 3/1998 Ridgeway D21/793
- D. 425,164 * 5/2000 Tate D21/793

- D. 425,597 * 5/2000 Bato D21/793
- D. 438,587 * 3/2001 Schmitt D21/793
- 4,627,621 12/1986 Tate .

* cited by examiner

Primary Examiner—Mitchell Siegel

(74) *Attorney, Agent, or Firm*—Altera Law Group, LLC

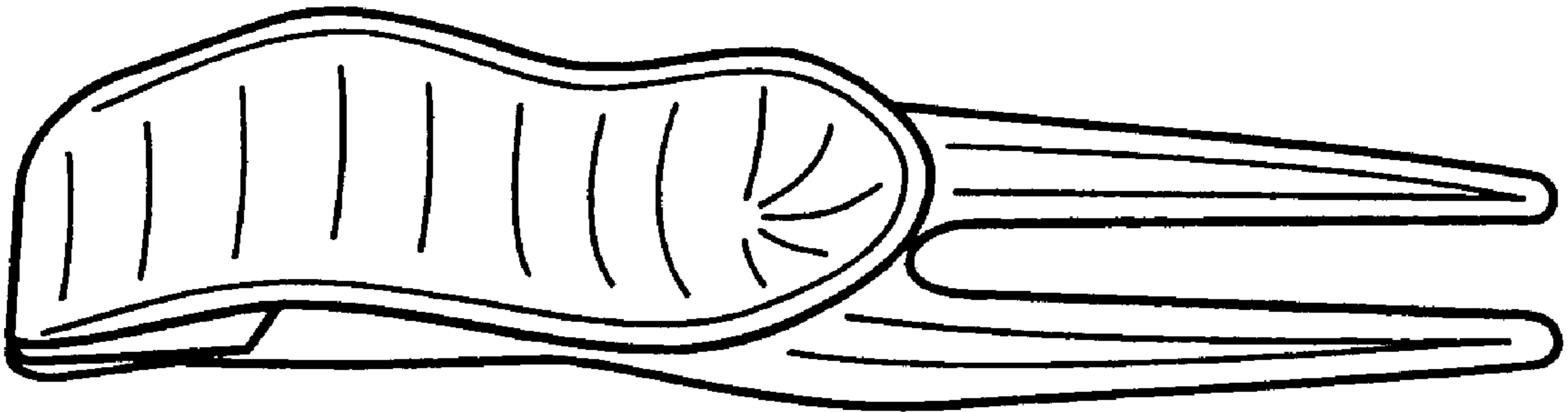
(57) **CLAIM**

The ornamental design for putting green repair tool, as shown and described.

DESCRIPTION

- FIG. 1 is a perspective view thereof.
- FIG. 2 is a side view thereof.
- FIG. 3 is a top view thereof.
- FIG. 4 is a bottom view thereof.
- FIG. 5 is a front end view thereof.
- FIG. 6 is a back view thereof.
- FIG. 7 is a bottom perspective view thereof.
- FIG. 8 is a top view thereof.
- FIG. 9 is a perspective view thereof.
- FIG. 10 is a top view thereof; and,
- FIG. 11 is a bottom view thereof.

1 Claim, 7 Drawing Sheets



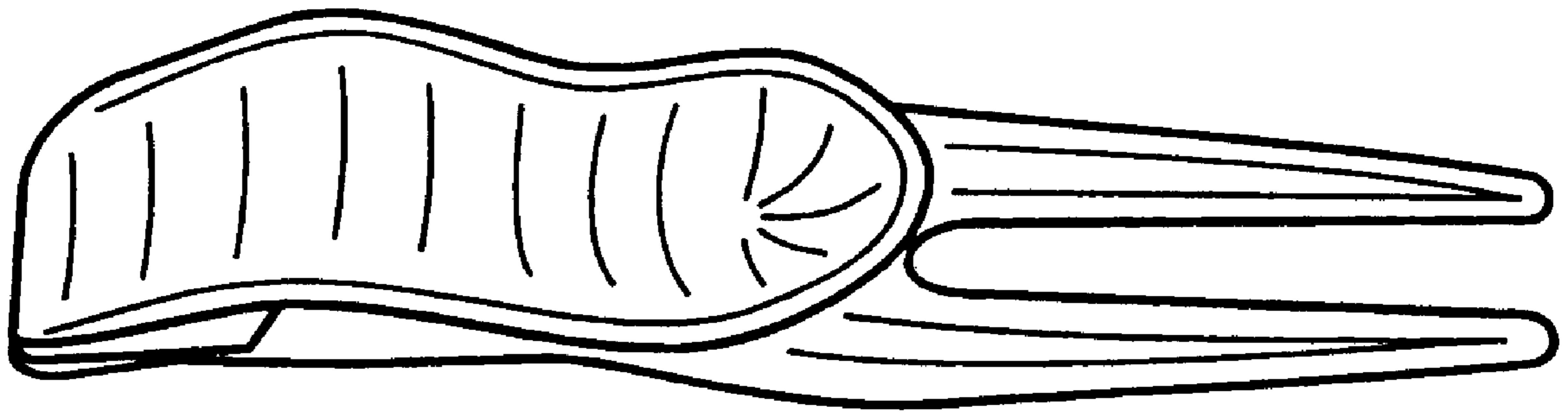


Figure 1




Figure 2

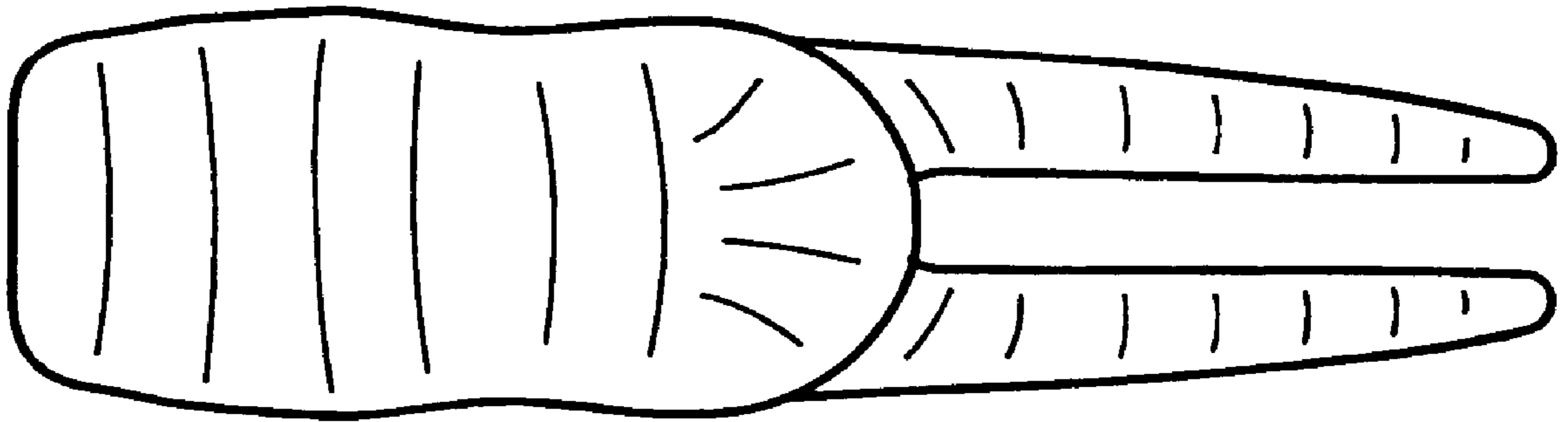


Figure 3

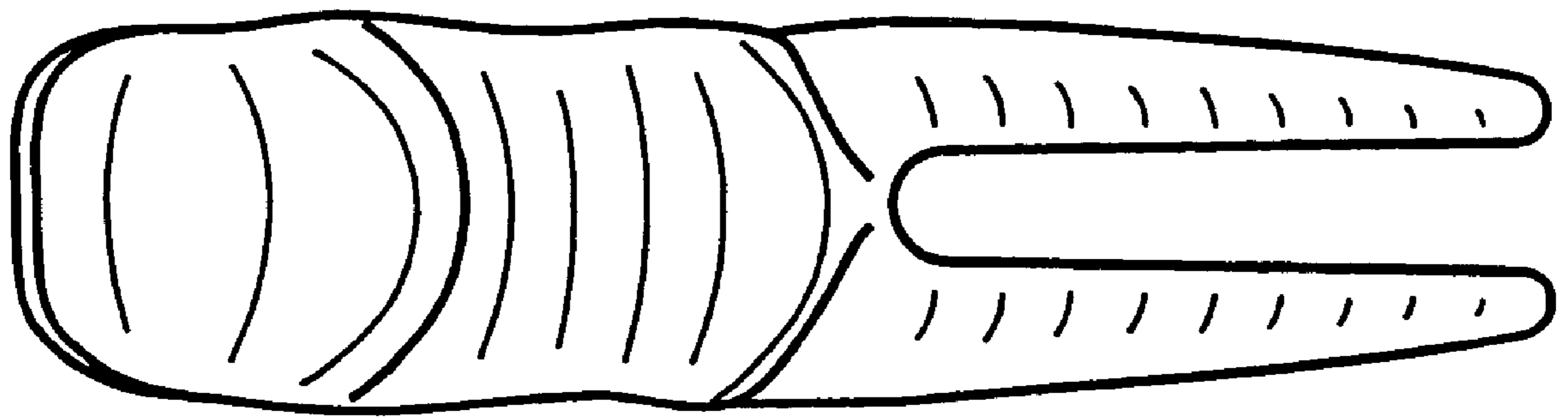


Figure 4




Figure 5




Figure 6




Figure 7