



US00D452530B1

(12) **United States Design Patent**  
**Jacquet**

(10) **Patent No.:** **US D452,530 S**

(45) **Date of Patent:** **\*\* Dec. 25, 2001**

(54) **PAPER CLIP DISPENSER**

D. 401,968 \* 12/1998 Suzuki ..... D19/86

(75) Inventor: **Emmanuel Jacquet**, Annecy (FR)

\* cited by examiner

(73) Assignee: **Manufacture d'Articles de Precision et de Dessin - M.A.P.E.D.** (FR)

*Primary Examiner*—Gary D. Watson

*Assistant Examiner*—Elizabeth A. Albert

(74) *Attorney, Agent, or Firm*—Cantor Colburn LLP

(\*\*) Term: **14 Years**

(21) Appl. No.: **29/132,767**

(22) Filed: **Nov. 15, 2000**

(30) **Foreign Application Priority Data**

May 18, 2000 (XH) ..... DM/051 894

(51) **LOC (7) Cl.** ..... **19-02**

(52) **U.S. Cl.** ..... **D19/75**

(58) **Field of Search** ..... D6/512, 515, 518;  
D19/65, 75, 77, 79, 93, 94, 95, 96, 97,  
99, 100; 40/358; 206/214, 224; 221/74,  
152, 212, 312 C

(56) **References Cited**

**U.S. PATENT DOCUMENTS**

D. 114,957 \* 5/1939 Lobl ..... D19/75

(57) **CLAIM**

The ornamental design for a paper clip dispenser, as shown and described.

**DESCRIPTION**

FIG. 1 is a top, front and side perspective view of a paper clip dispenser, showing my new design;  
FIG. 2 is a front elevational view thereof;  
FIG. 3 is a side elevational view thereof;  
FIG. 4 is a side elevational view thereof, taken from the side opposite to that shown in FIG. 3;  
FIG. 5 is a top elevational view thereof;  
FIG. 6 is a rear elevational view; and,  
FIG. 7 is a top, rear and side perspective view.

**1 Claim, 4 Drawing Sheets**








FIGURE 1


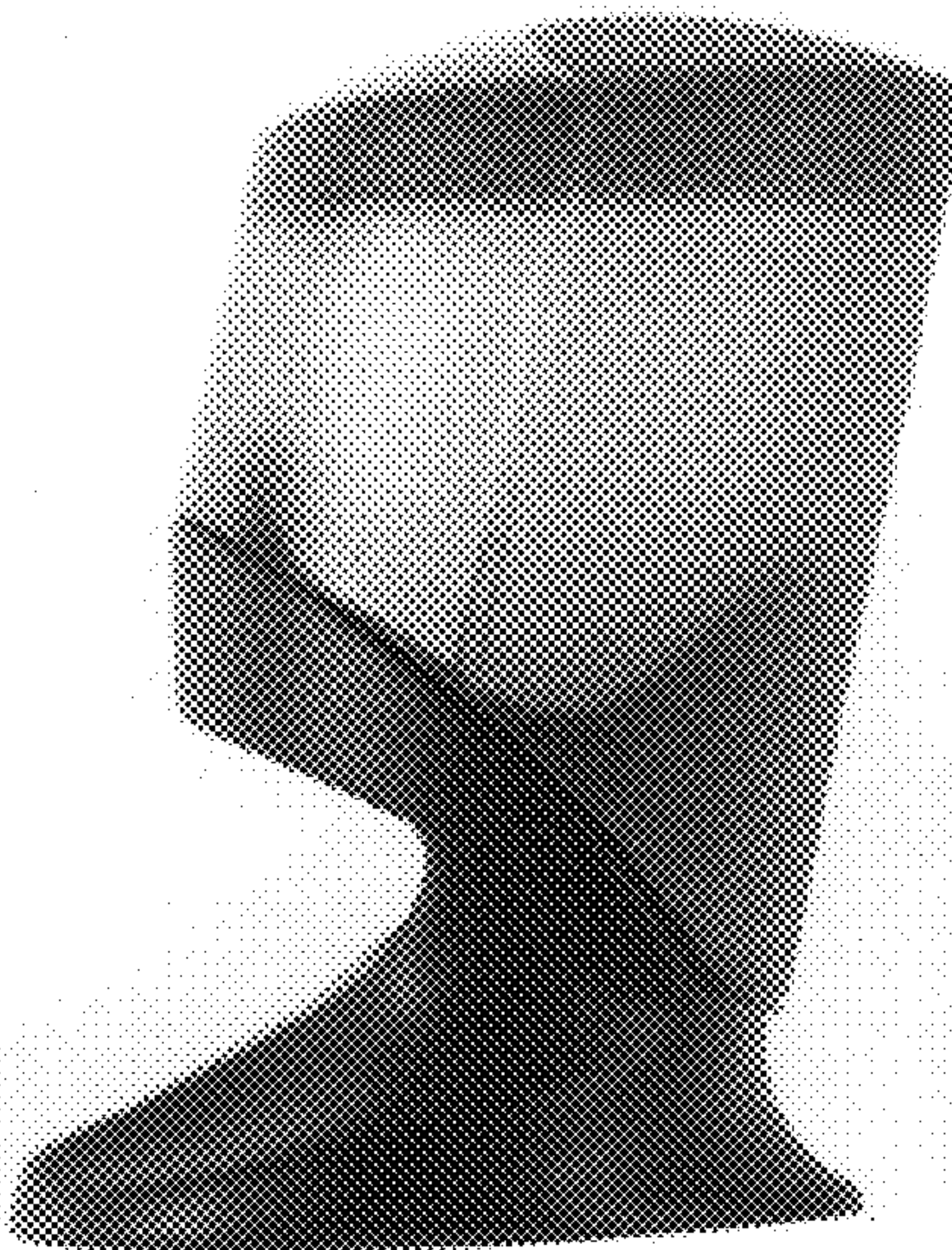


FIGURE 2




**FIGURE 3**

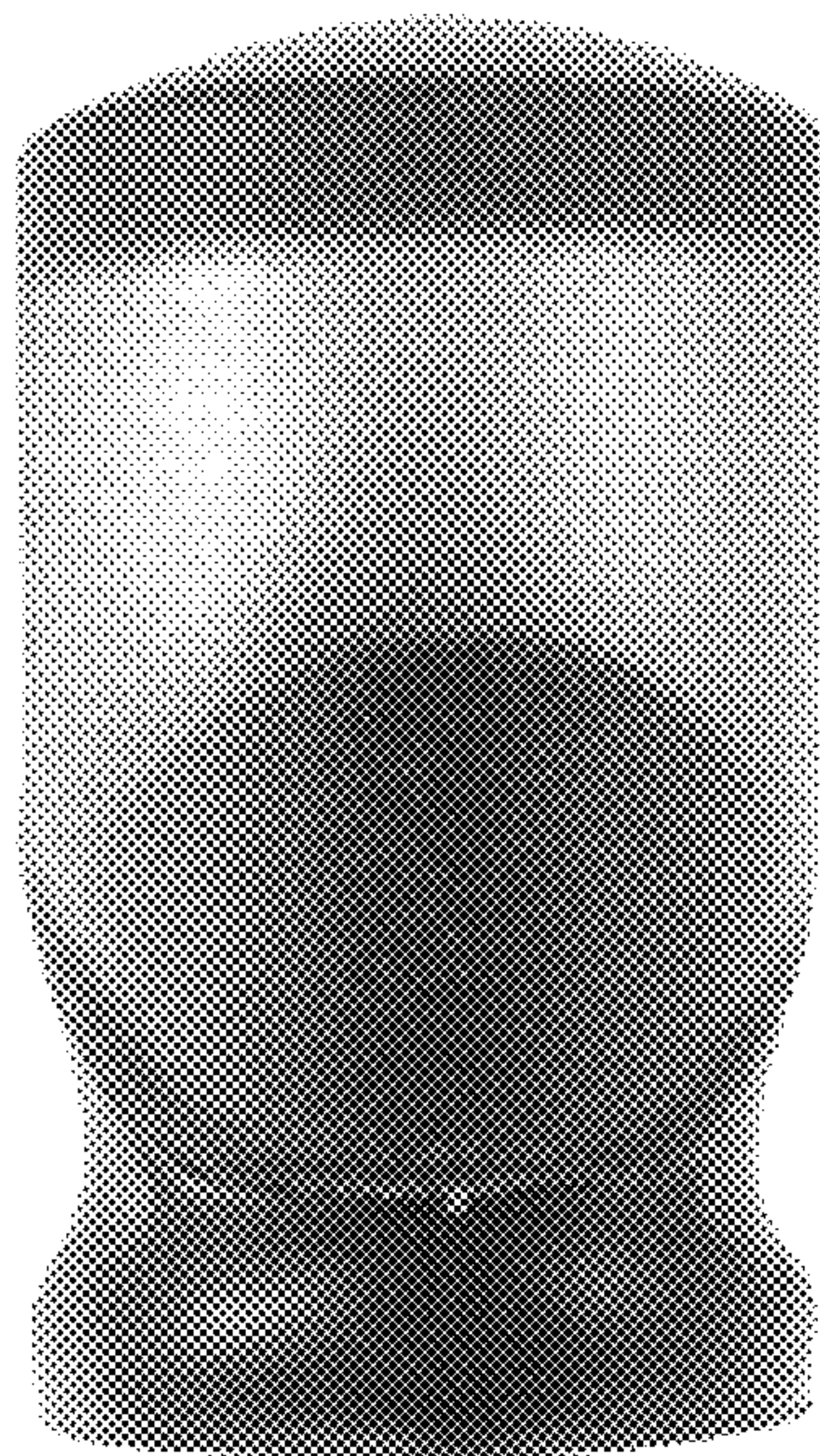


**FIGURE 4**





**FIGURE 5**



**FIGURE 6**





**FIGURE 7**