



US00D452529B1

(12) **United States Design Patent**
Tsuchida

(10) **Patent No.:** **US D452,529 S**

(45) **Date of Patent:** **** Dec. 25, 2001**

(54) **CONTAINER WITH EXTENDABLE ROD SHAPED SOLID**

(75) Inventor: **Tomoko Tsuchida**, Tokyo (JP)

(73) Assignee: **Kabushiki Kaisha Pilot**, Tokyo (JP)

(**) Term: **14 Years**

(21) Appl. No.: **29/138,942**

(22) Filed: **Mar. 23, 2001**

(30) **Foreign Application Priority Data**

Sep. 27, 2000 (JP) 12-026978

(51) **LOC (7) Cl.** **19-06**

(52) **U.S. Cl.** **D19/66; D19/43; D19/49; D19/51; D19/53**

(58) **Field of Search** D28/85, 88, 90; D19/35, 36, 41-49, 50, 51, 53-58, 66, 81-85; 401/4, 176, 186, 196, 202, 259, 260, 261, 262-266; 15/209.1, 105.51, 424-434

(56) **References Cited**

U.S. PATENT DOCUMENTS

- D. 57,588 * 4/1921 Crawford D19/66 X
- D. 329,661 * 9/1992 Kimura D19/53
- D. 358,167 * 5/1995 Herbst et al. D19/48

- D. 401,275 * 11/1998 Otake D19/43
- D. 411,237 * 6/1999 Izushima D19/66
- D. 428,441 * 7/2000 Isobe et al. D19/53
- D. 436,127 * 1/2001 Hung D19/43
- 596,951 * 1/1898 Wiehl 401/4

* cited by examiner

Primary Examiner—Martie K. Holtje

(74) *Attorney, Agent, or Firm*—Sughrue Mion, PLLC

(57) **CLAIM**

The ornamental design for a container with extendable rod shaped solid, as shown and described.

DESCRIPTION

FIG. 1 is a perspective view of the top, front and one side of a container with extendable rod shaped solid showing my new design;

FIG. 2 is a front elevational view thereof;

FIG. 3 is a side elevational view of said one side, the opposite side being a mirror image thereof;

FIG. 4 is a rear elevational view thereof;

FIG. 5 is a top plan view thereof;

FIG. 6 is a bottom plan view thereof;

FIG. 7 is a front elevational view with the cover removed;

FIG. 8 is a top plan view thereof; and,

FIG. 9 is a bottom plan view of the removed cover.

1 Claim, 3 Drawing Sheets

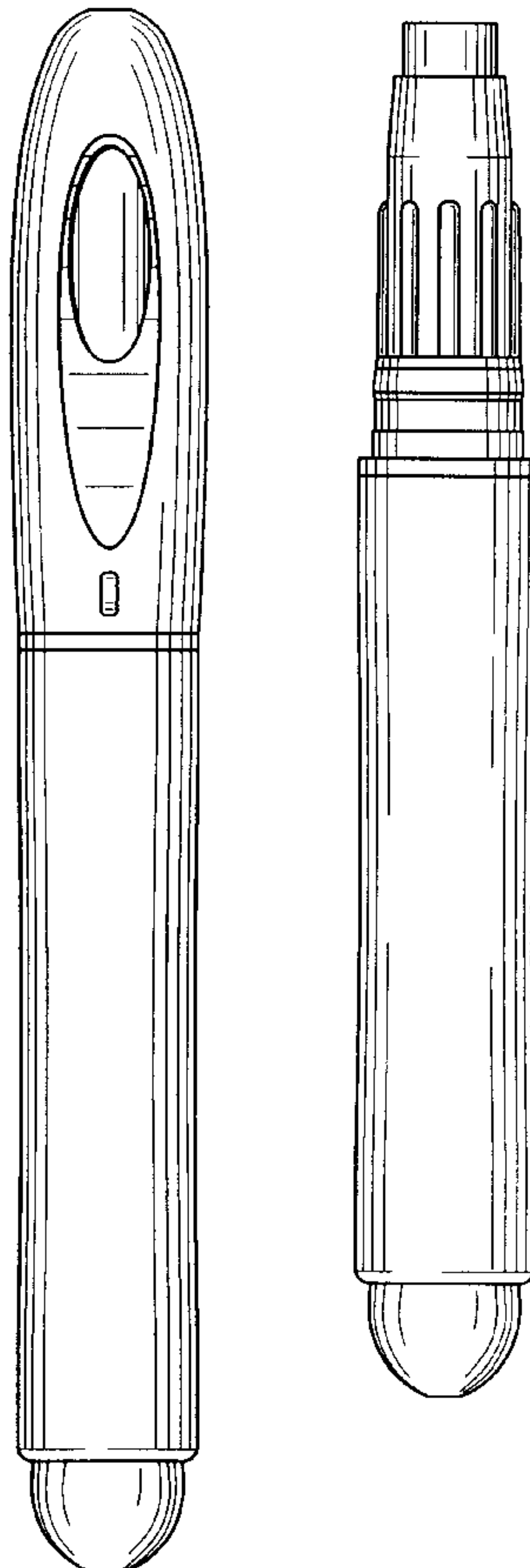


FIG. 1




FIG. 2




FIG. 3




FIG. 4

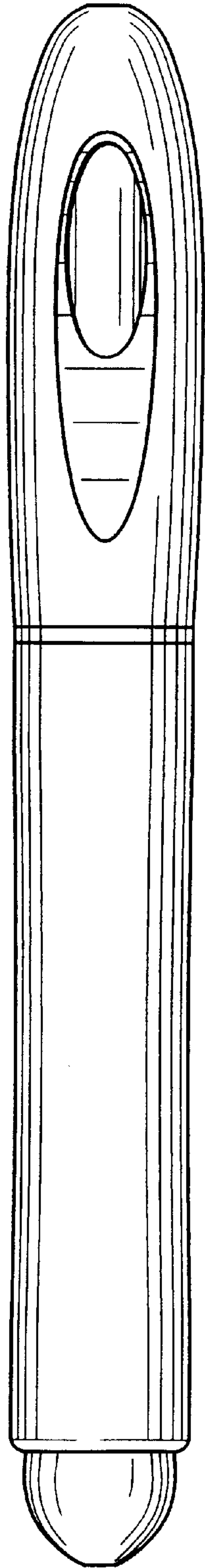


FIG. 5

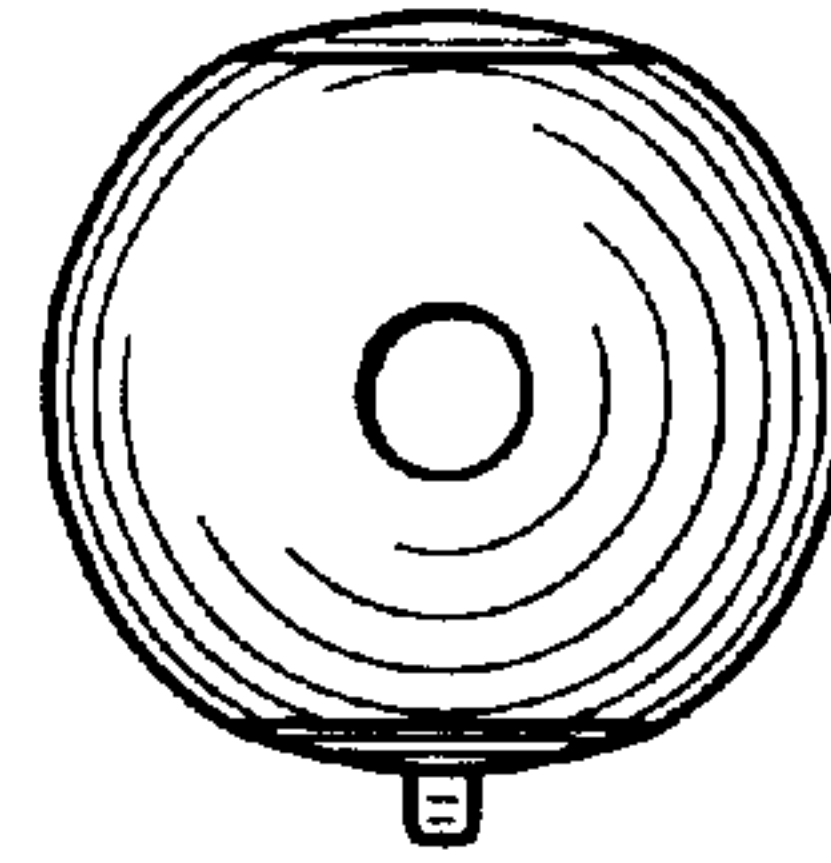


FIG. 6

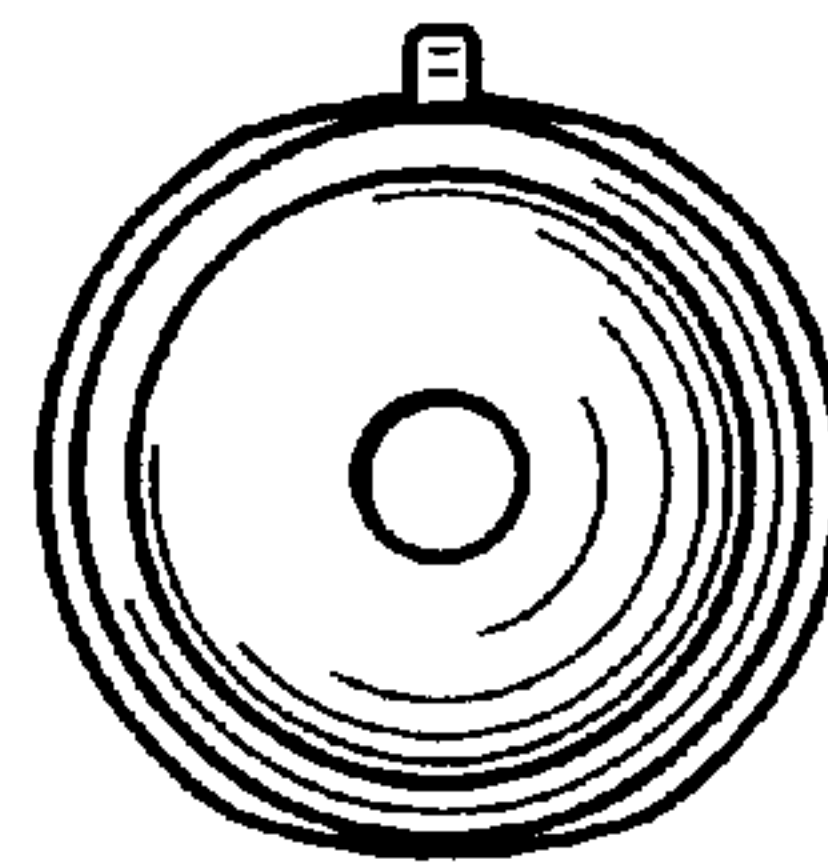


FIG. 7




FIG. 8

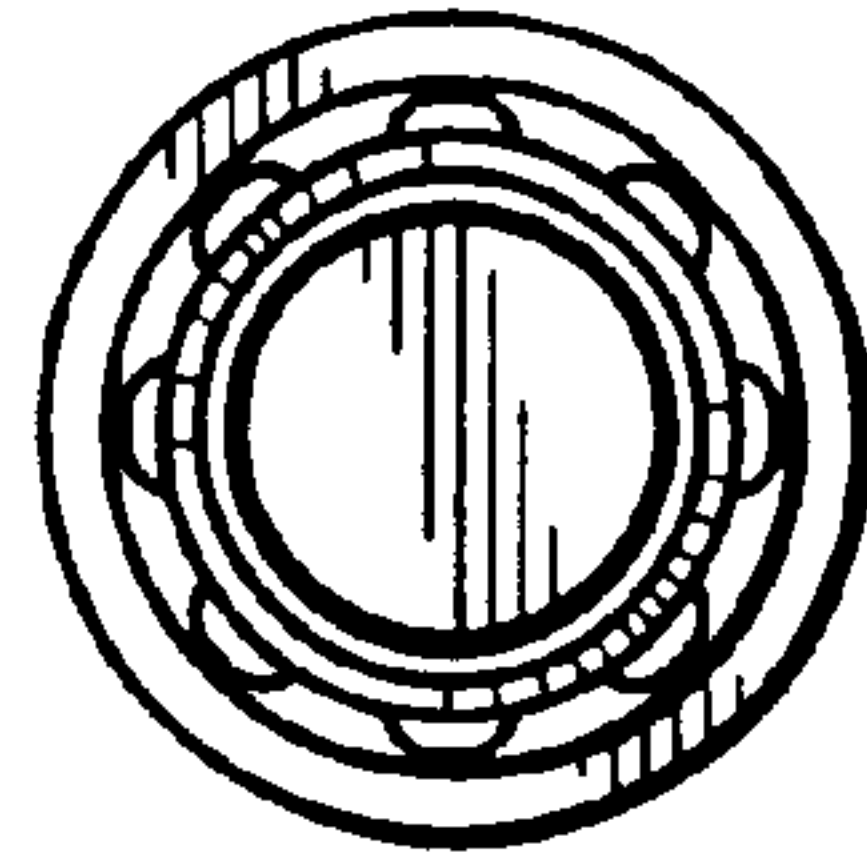


FIG. 9

