



US00D452528B1

(12) **United States Design Patent**
Izushima

(10) **Patent No.: US D452,528 S**

(45) **Date of Patent: ** *Dec. 25, 2001**

(54) **WRITING INSTRUMENT**

2,770,221 * 11/1956 Tonkovich 401/227
3,411,854 * 11/1968 Rossler et al. 401/227

(75) Inventor: **Hiromichi Izushima**, Kawagoe (JP)

* cited by examiner

(73) Assignee: **Kotobuki & Co., Ltd.**, Kyoto (JP)

Primary Examiner—Martie K. Holtje

(*) Notice: This patent is subject to a terminal disclaimer.

(74) *Attorney, Agent, or Firm*—McGinn & Gibb, PLLC

(**) Term: **14 Years**

(57) **CLAIM**

The ornamental design for a writing instrument, as shown and described.

(21) Appl. No.: **29/115,449**

DESCRIPTION

(22) Filed: **Dec. 15, 1999**

(51) **LOC (7) Cl.** **19-06**

FIG. 1 is a front elevational view of the writing instrument according to the present invention;

(52) **U.S. Cl.** **D19/48; D19/55; D19/56**

FIG. 2 is a right side elevational view of the writing instrument of FIG. 1, the left side being a mirror image of the right side;

(58) **Field of Search** D19/35, 36, 41-51,
D19/53-58, 81-85; 401/6, 7, 88, 99, 100,
103, 104, 110-116, 209, 227

FIG. 3 is a rear elevational view of the writing instrument of FIG. 1;

(56) **References Cited**

FIG. 4 is a top plan view of the writing instrument of FIG. 1;

U.S. PATENT DOCUMENTS

- D. 57,397 * 3/1921 Taussig D19/48
- D. 57,398 * 3/1921 Taussig D19/48
- D. 174,249 * 3/1955 Daniels D19/48
- D. 314,978 * 2/1991 Oka D19/48
- D. 387,804 * 12/1997 Izushima D19/51
- D. 402,695 * 12/1998 Izushima D19/51

FIG. 5 is a bottom plan view of the writing instrument of FIG. 1; and,

FIG. 6 is a top, right side perspective view of the writing instrument of FIG. 1.

1 Claim, 2 Drawing Sheets

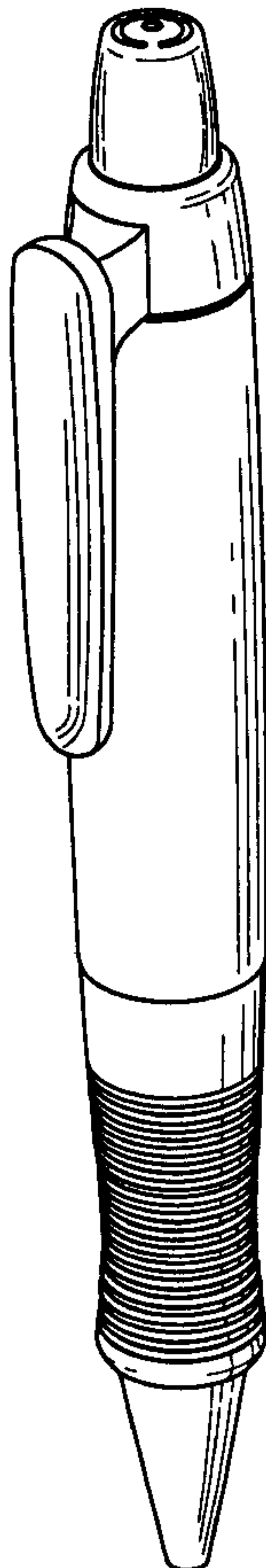


FIG. 2

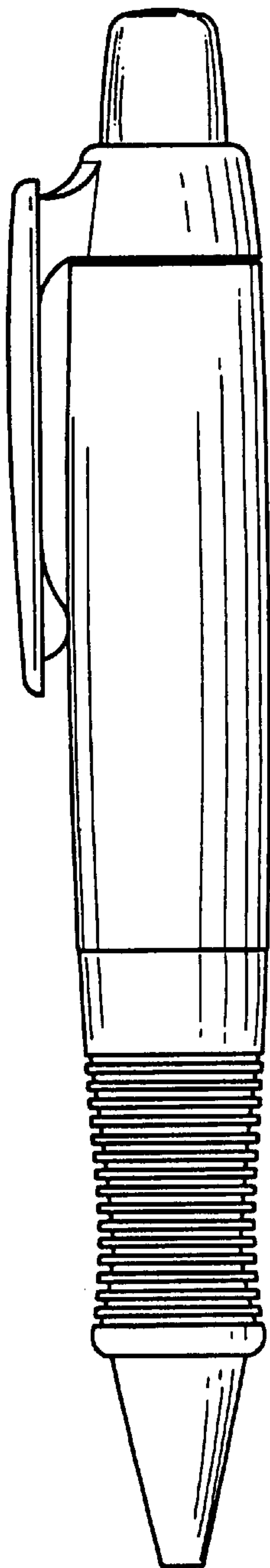


FIG. 1

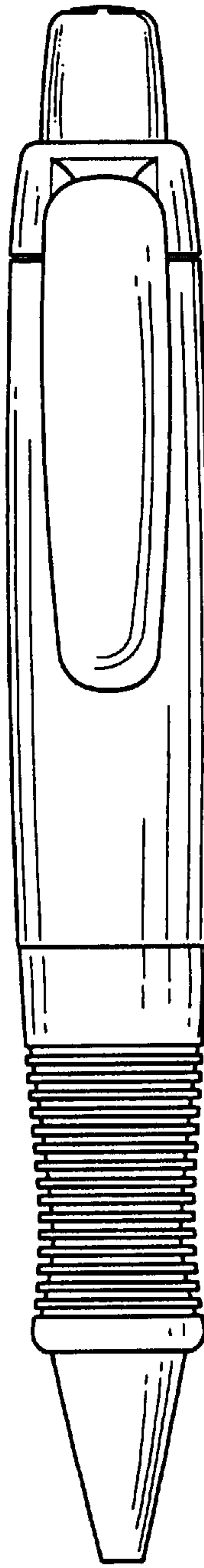


FIG. 3




FIG. 6

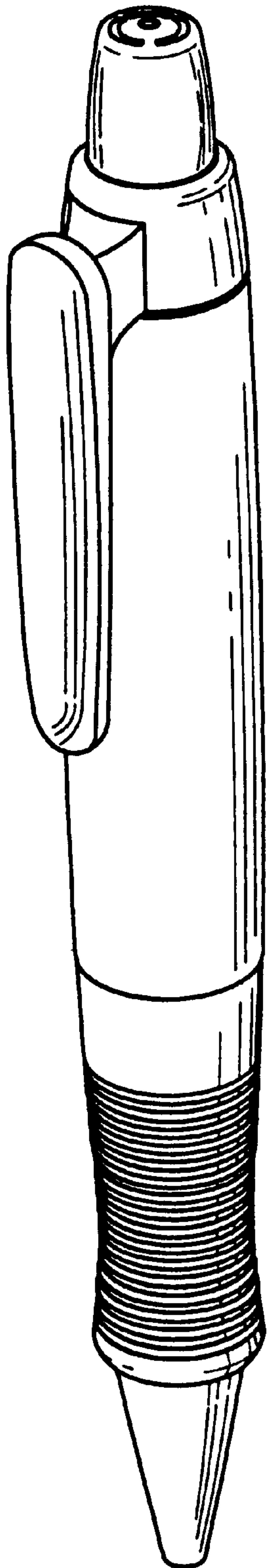


FIG. 4




FIG. 5

