



US00D452514B1

(12) **United States Design Patent**
Tombs

(10) **Patent No.:** **US D452,514 S**

(45) **Date of Patent:** **** Dec. 25, 2001**

(54) **UPSTANDING OPEN AIR COOLER WITH
SIDE WAVES**

(75) **Inventor:** **Edward A. Tombs**, Coral Springs, FL
(US)

(73) **Assignee:** **Thomas Plastics, INC**, Hollywood, FL
(US)

(**) **Term:** **14 Years**

(21) **Appl. No.:** **29/124,905**

(22) **Filed:** **Jun. 12, 2000**

(51) **LOC (7) Cl.** **15-07**

(52) **U.S. Cl.** **D15/81**

(58) **Field of Search** D15/81-88, 79;
D6/470-472, 479, 477, 449, 478; 312/116,
138.1, 236; 62/246, 251, 248, 449, 440,
441

(56) **References Cited**

U.S. PATENT DOCUMENTS

D. 352,850 * 11/1994 Fujii D6/479

D. 386,502 * 11/1997 Sholl D15/79
D. 398,791 * 9/1998 Brancheau et al. D15/81
D. 404,935 * 2/1999 Shappell D15/81
D. 438,879 * 3/2001 Tombs D15/81
4,608,776 * 9/1986 Kooy 47/58

* cited by examiner

Primary Examiner—Mitchell Siegel

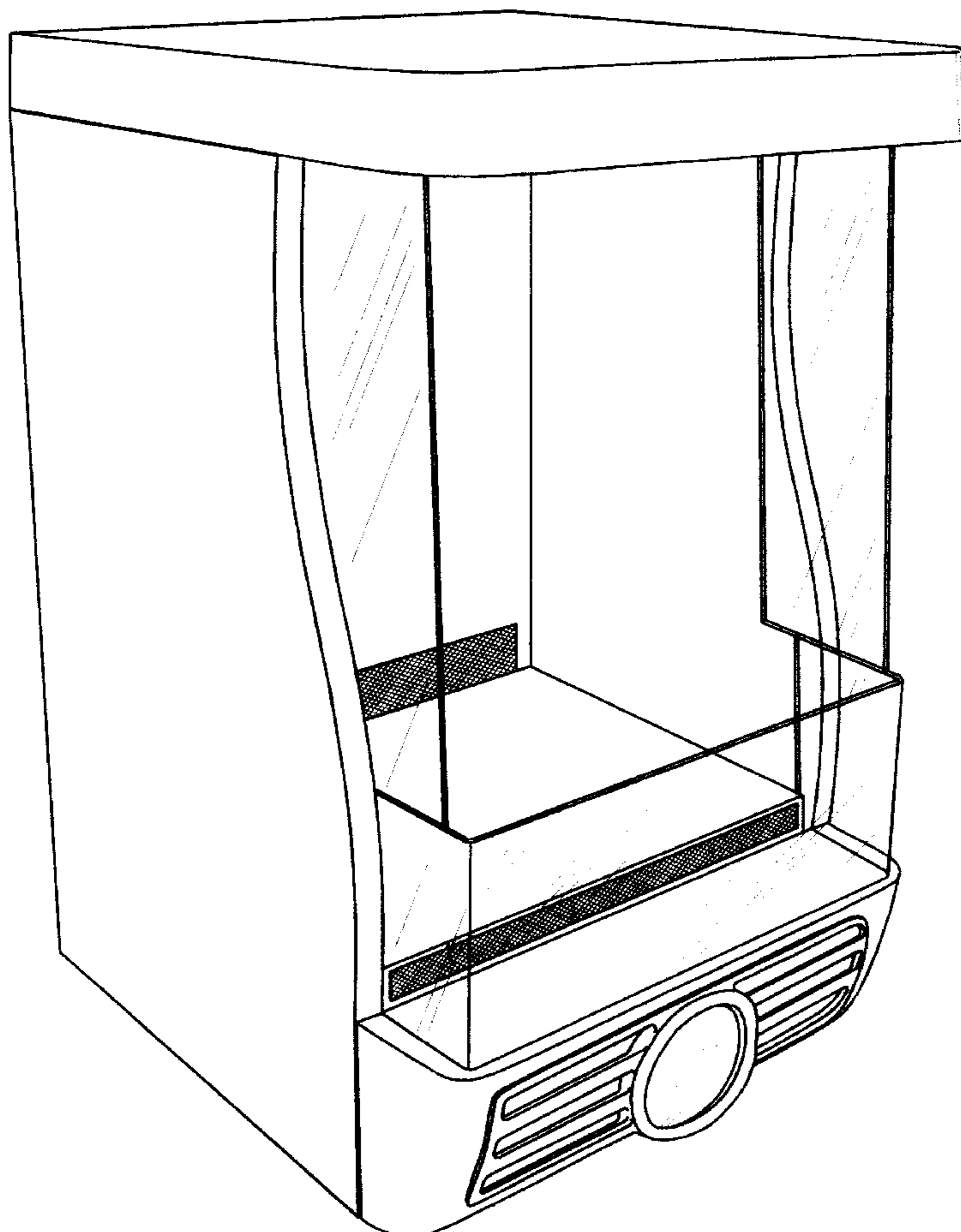
(57) **CLAIM**

The ornamental design for an upstanding open air cooler with side waves, as shown and described.

DESCRIPTION

FIG. 1 perspective view of the present invention;
FIG. 2 is a front view of the present invention;
FIG. 3 is a right side view of the present invention, the left side view being a mirror image thereof;
FIG. 4 is a top plan view of the present invention;
FIG. 5 is a bottom plan view of the present invention; and,
FIG. 6 is a rear view of the present invention.

1 Claim, 5 Drawing Sheets



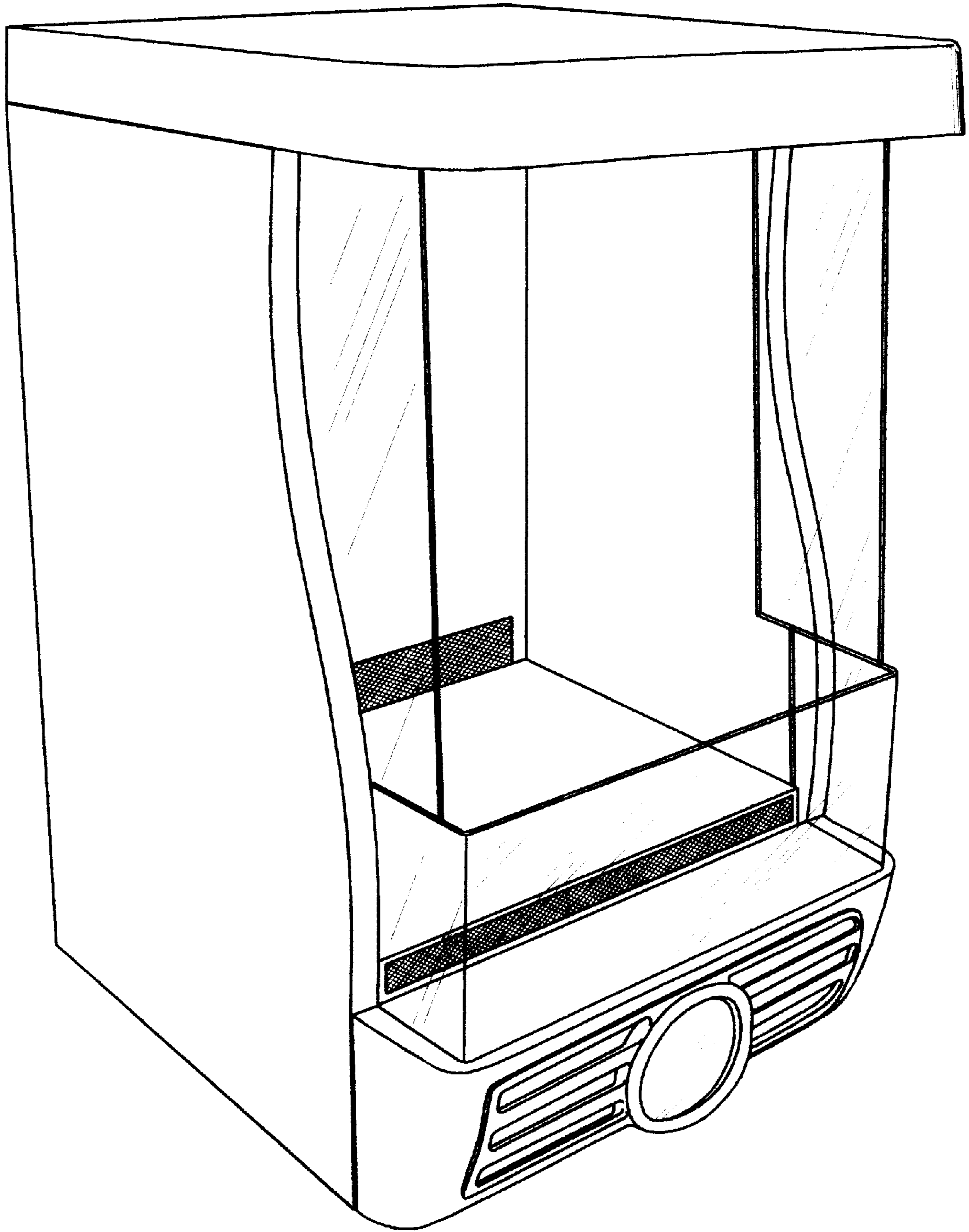


Fig. 1

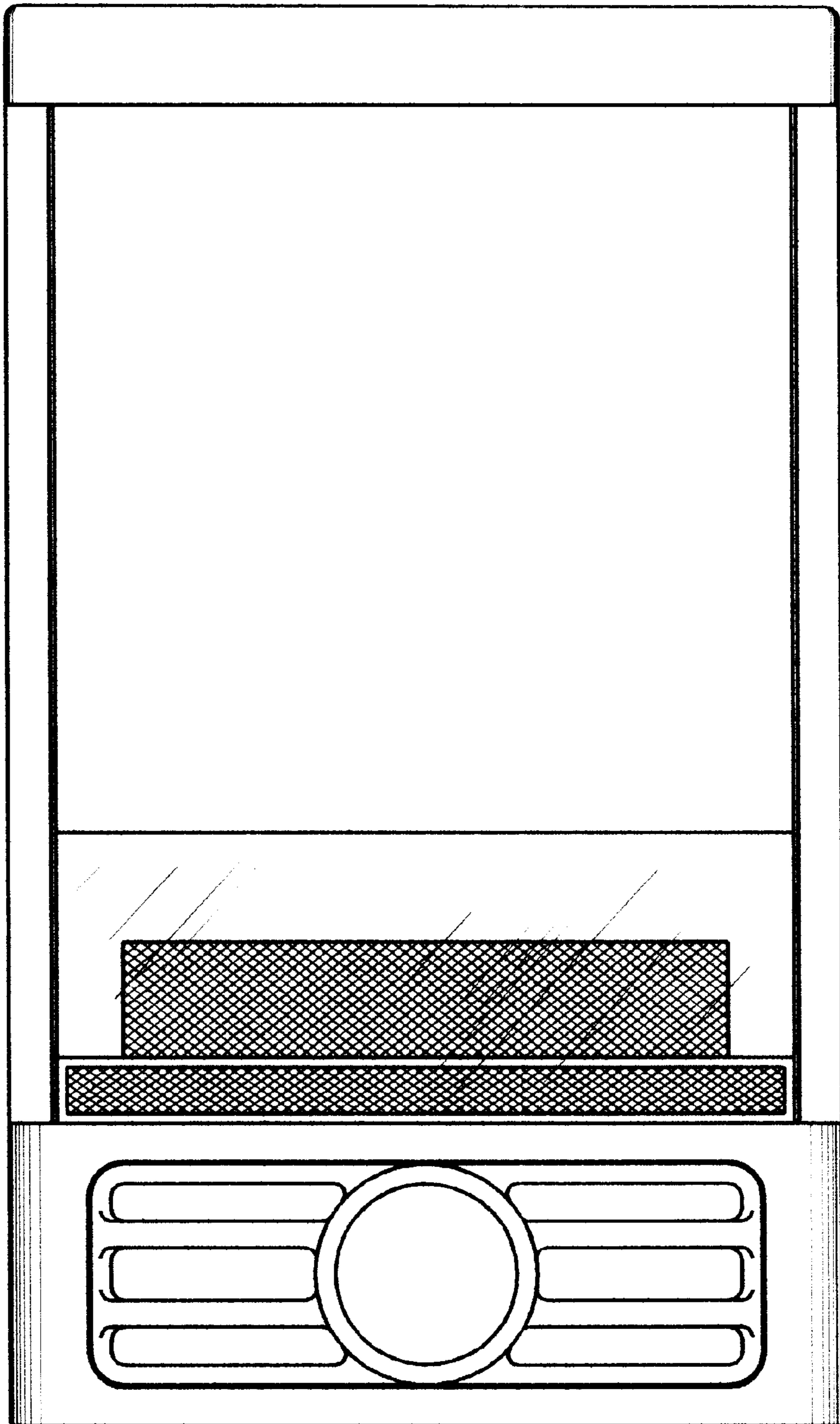


Fig. 2

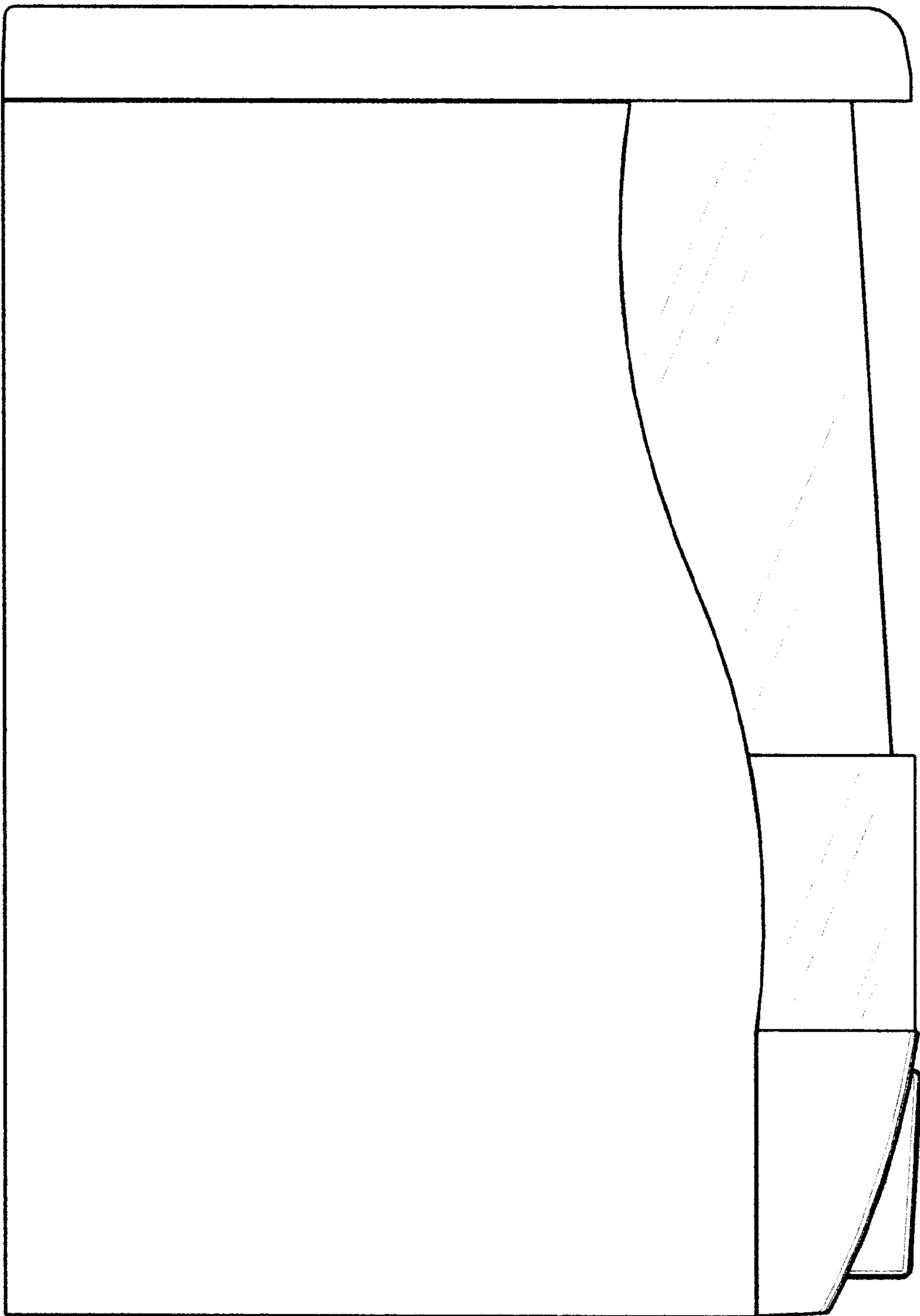


Fig. 3




Fig. 4




Fig. 5




Fig. 6