



US00D452458B1

(12) **United States Design Patent**
Bouchard

(10) **Patent No.:** **US D452,458 S**

(45) **Date of Patent:** **** Dec. 25, 2001**

(54) **WEDDING RING HOLDER**

D. 439,546 * 3/2001 Shaw D11/128

(76) Inventor: **Cathy J. Bouchard**, 1537 Pine Lk. Dr.,
Naperville, IL (US) 60564

* cited by examiner

(**) Term: **14 Years**

Primary Examiner—Dominic Simone

(74) *Attorney, Agent, or Firm*—Barbara R. Greenberg

(21) Appl. No.: **29/120,681**

(57) **CLAIM**

(22) Filed: **Mar. 25, 2000**

The ornamental design for a wedding ring holder, as shown and described.

(51) **LOC (7) Cl.** **11-05**

DESCRIPTION

(52) **U.S. Cl.** **D11/121; D11/184**

The article in which the design is embodied is a pillow that a ring bearer carries down an isle in a wedding ceremony and is used to hold a wedding ring.

(58) **Field of Search** D6/596, 450, 452,
D6/453; D11/117, 121, 128, 124, 159, 160,
163; D3/270

FIG. 1 is a side perspective view of the wedding ring holder showing a coach, coachman and horse affixed to a mirror with a decorative cord disposed around the mirror circumference, the mirror and cord fastened to a pillow. The pillow shown in broken lines is for illustrative purposes only and forms no part of the claimed design; and,


(56) **References Cited**

U.S. PATENT DOCUMENTS

D. 26,459	*	12/1896	Sadler	D6/450
D. 73,277		8/1927	Berger	.	
D. 189,947	*	3/1961	Sager	D6/450
D. 217,748	*	6/1970	Parke	D6/450
D. 263,386		3/1982	Laurent	.	
D. 276,962	*	1/1985	Moore	D6/450
D. 281,548	*	12/1985	Minsky	D3/270
D. 304,787	*	11/1989	Strongosky et al.	D6/450
D. 370,428	*	6/1996	Seprish	D11/121

FIG. 2 is a side perspective view of the wedding ring holder showing a coach, coachman, horse and a decorative cord affixed to a pillow. The pillow shown in broken lines is for illustrative purposes only and forms no part of the claimed design.

1 Claim, 2 Drawing Sheets



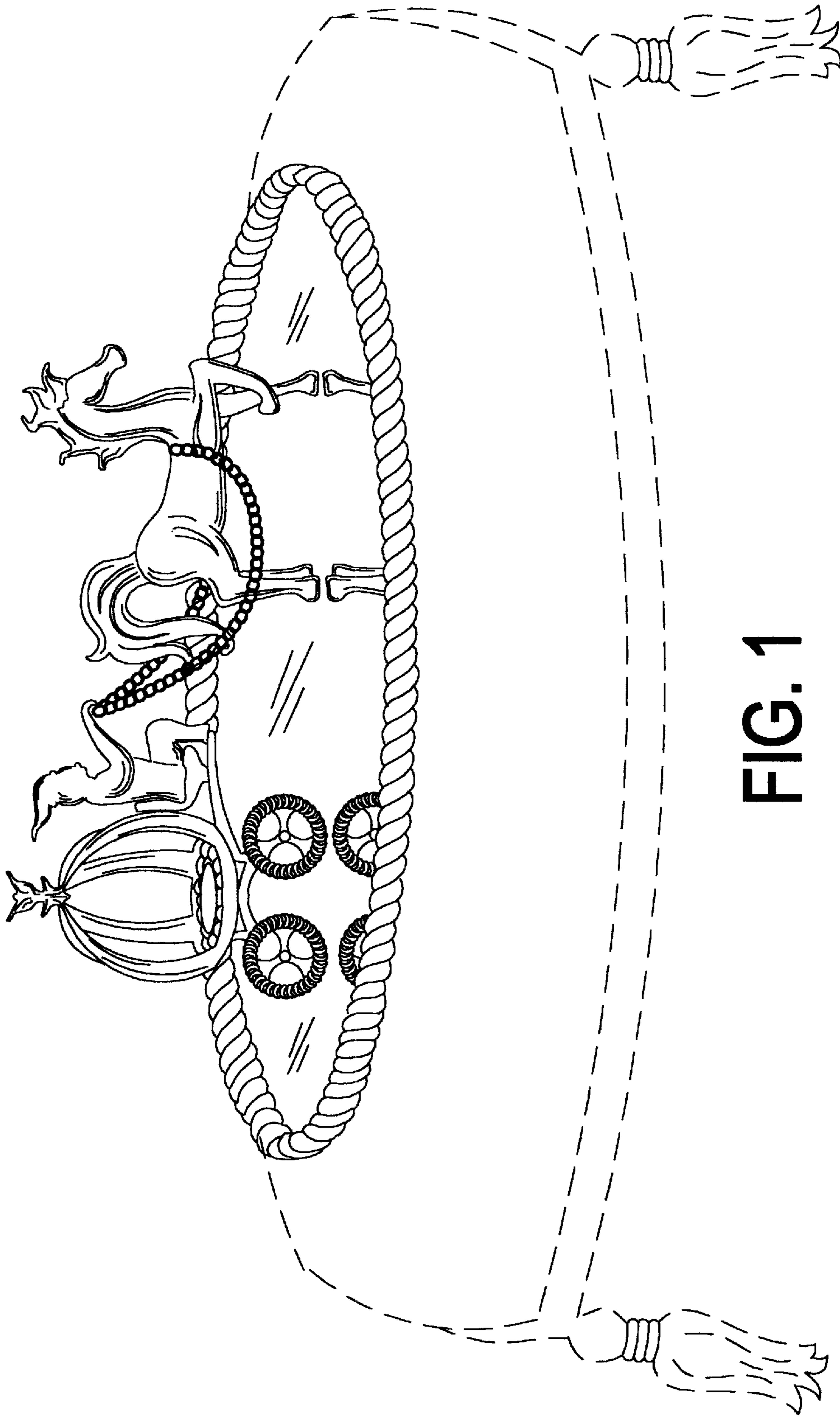


FIG. 1

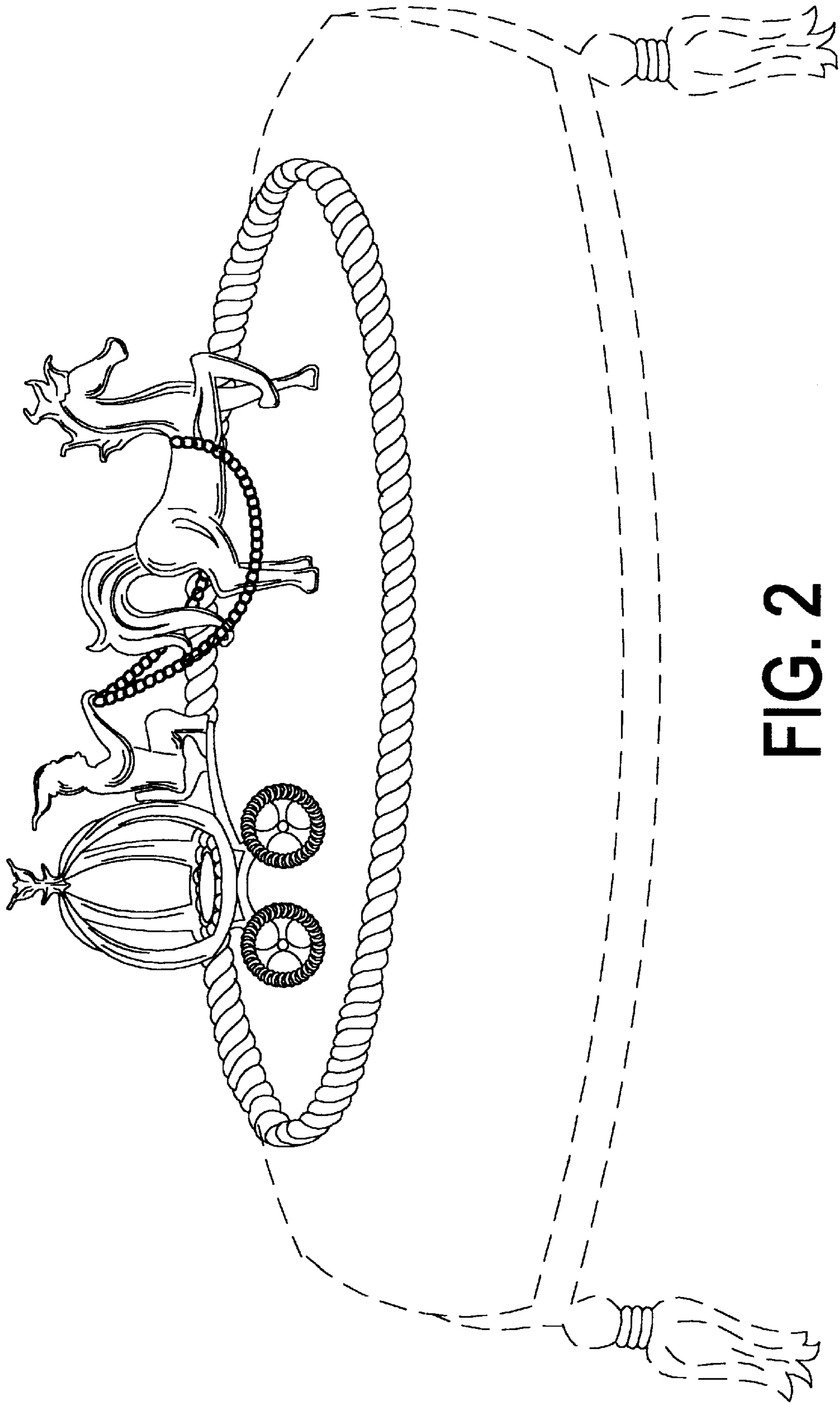


FIG. 2