



US00D452444B1

(12) **United States Design Patent** (10) **Patent No.:** **US D452,444 S**
Iizuka et al. (45) **Date of Patent:** **** Dec. 25, 2001**

(54) **CONTAINER** 4,727,997 3/1988 Nakamura et al. .
4,909,978 3/1990 Hasegawa et al. .
(75) Inventors: **Takao Iizuka; Masaaki Sasaki**, both of 4,915,241 4/1990 Morimura et al. .
Matsudo (JP) 4,952,133 8/1990 Hasegawa et al. .
4,964,522 10/1990 Umetsu et al. .
(73) Assignee: **Yoshino Kogyosho Co., Ltd.**, Tokyo 5,092,476 3/1992 Yasuda et al. .
(JP) 5,167,970 12/1992 Yoshino et al. .
5,297,686 3/1994 Takeuchi .
(**) Term: **14 Years** 5,338,503 8/1994 Yanagisawa et al. .
5,469,612 11/1995 Collette et al. .
(21) Appl. No.: **29/109,998** 5,535,901 7/1996 Ishii et al. .
(22) Filed: **Aug. 30, 1999** 5,560,506 10/1996 Yanagisawa et al. .
5,704,506 1/1998 Tobias et al. .

(51) **LOC (7) Cl.** **09-01**
(52) **U.S. Cl.** **D9/520**
(58) **Field of Search** D9/516, 520, 530,
D9/536, 537, 538, 539, 540, 541, 542,
548, 549, 555, 556, 557, 558, 559, 568,
569, 570, 575; 215/373, 376, 379, 382,
383, 384, 385; 220/669

FOREIGN PATENT DOCUMENTS

0 650 900 A1 5/1995 (EP) .
889343 2/1962 (GB) .

* cited by examiner

Primary Examiner—Adir Aronovich
Assistant Examiner—Daniel Bui
(74) *Attorney, Agent, or Firm*—Oliff & Berridge, PLC

(56) **References Cited**

U.S. PATENT DOCUMENTS

D. 318,229 7/1991 Umetsu .
D. 386,088 * 11/1997 Satoh D9/536
D. 387,279 * 12/1997 Emre et al. D9/542
D. 398,638 * 9/1998 Fuquen et al. D9/542
D. 402,895 12/1998 Takahashi et al. .
D. 404,308 1/1999 Takahashi et al. .
D. 405,690 2/1999 Takahashi et al. .
D. 405,691 2/1999 Takahashi et al. .
D. 407,650 4/1999 Takahashi et al. .
D. 423,935 * 5/2000 Frazer D9/520
3,140,329 7/1964 Nutting .
3,397,724 * 8/1968 Bolen et al. 150/5
4,257,525 3/1981 Thompson .
4,273,246 6/1981 Thompson .
4,281,770 8/1981 Rainville .
4,363,415 12/1982 Rainville .
4,629,598 12/1986 Thompson .

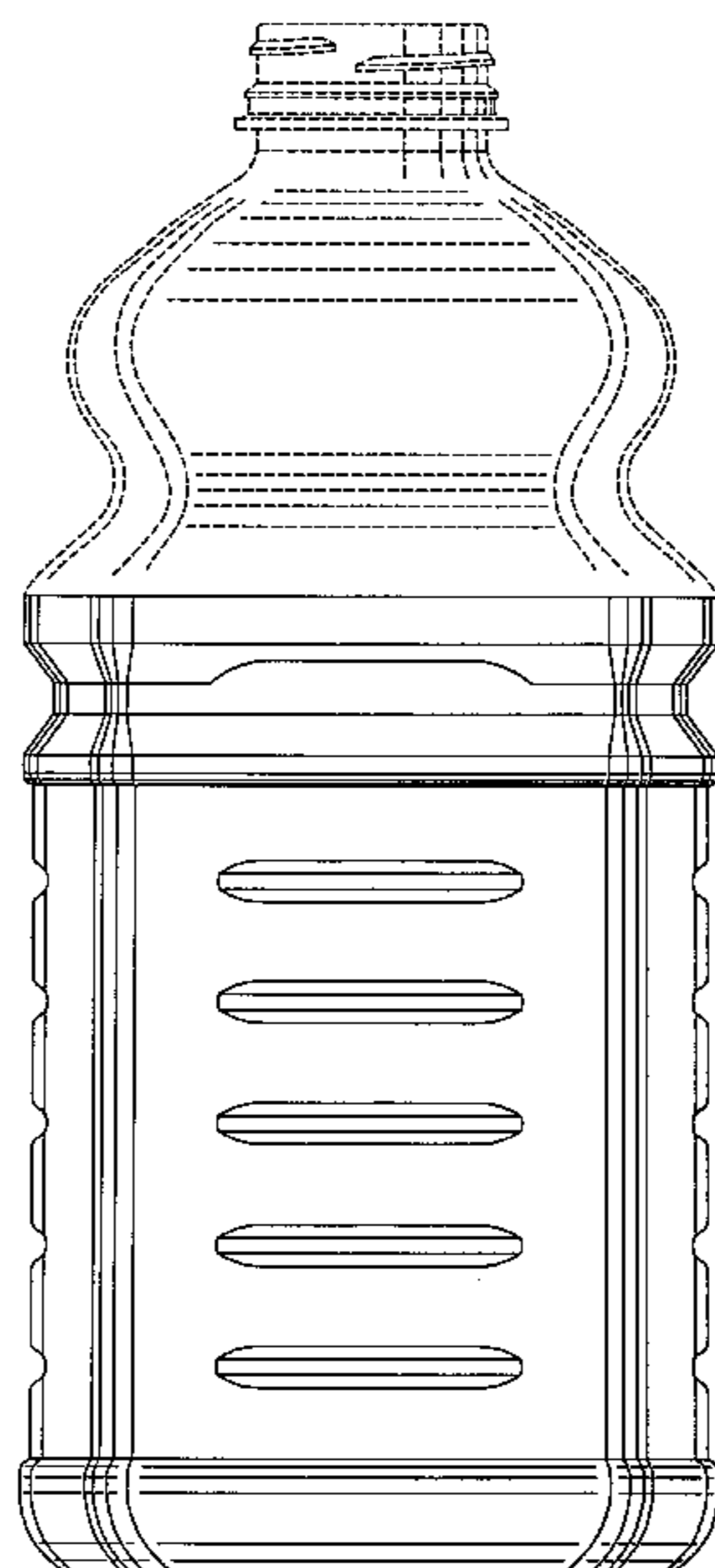
(57) **CLAIM**

The ornamental design for container, as shown and described.

DESCRIPTION

FIG. 1 is a side view of the container, the opposite side view being a mirror image thereof;
FIG. 2 is a front view thereof, the opposite rear view being a mirror image thereof;
FIG. 3 is a top view thereof; and,
FIG. 4 is a bottom view thereof.
The broken line portions of the container shown in FIGS. 1-4 are for illustrative purposes only and form no part of the claimed design.

1 Claim, 4 Drawing Sheets



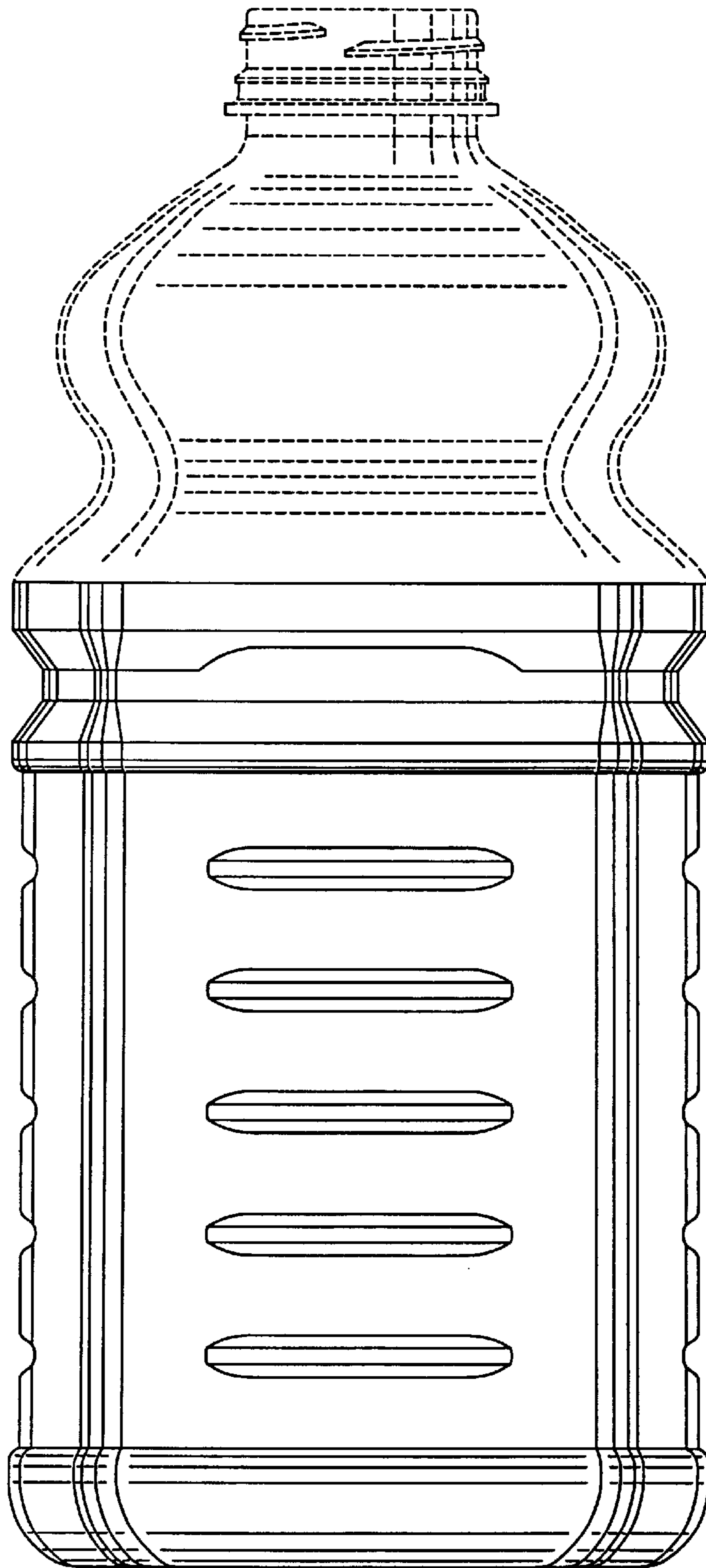


FIG 1

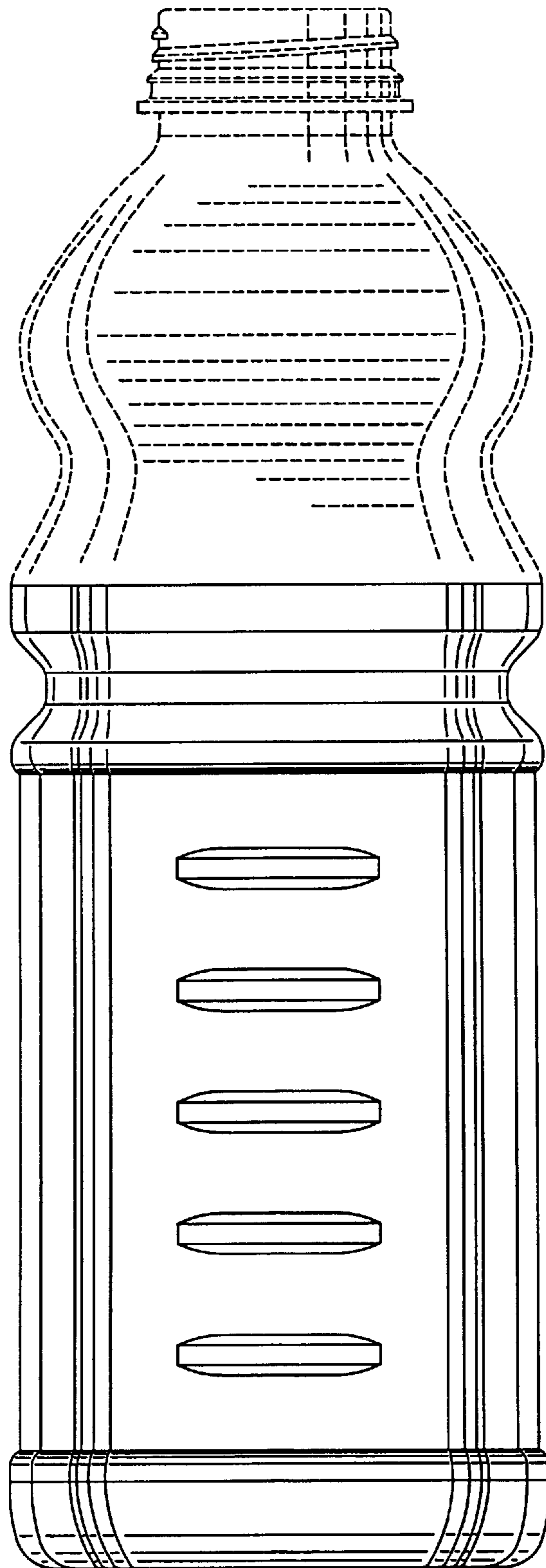


FIG 2

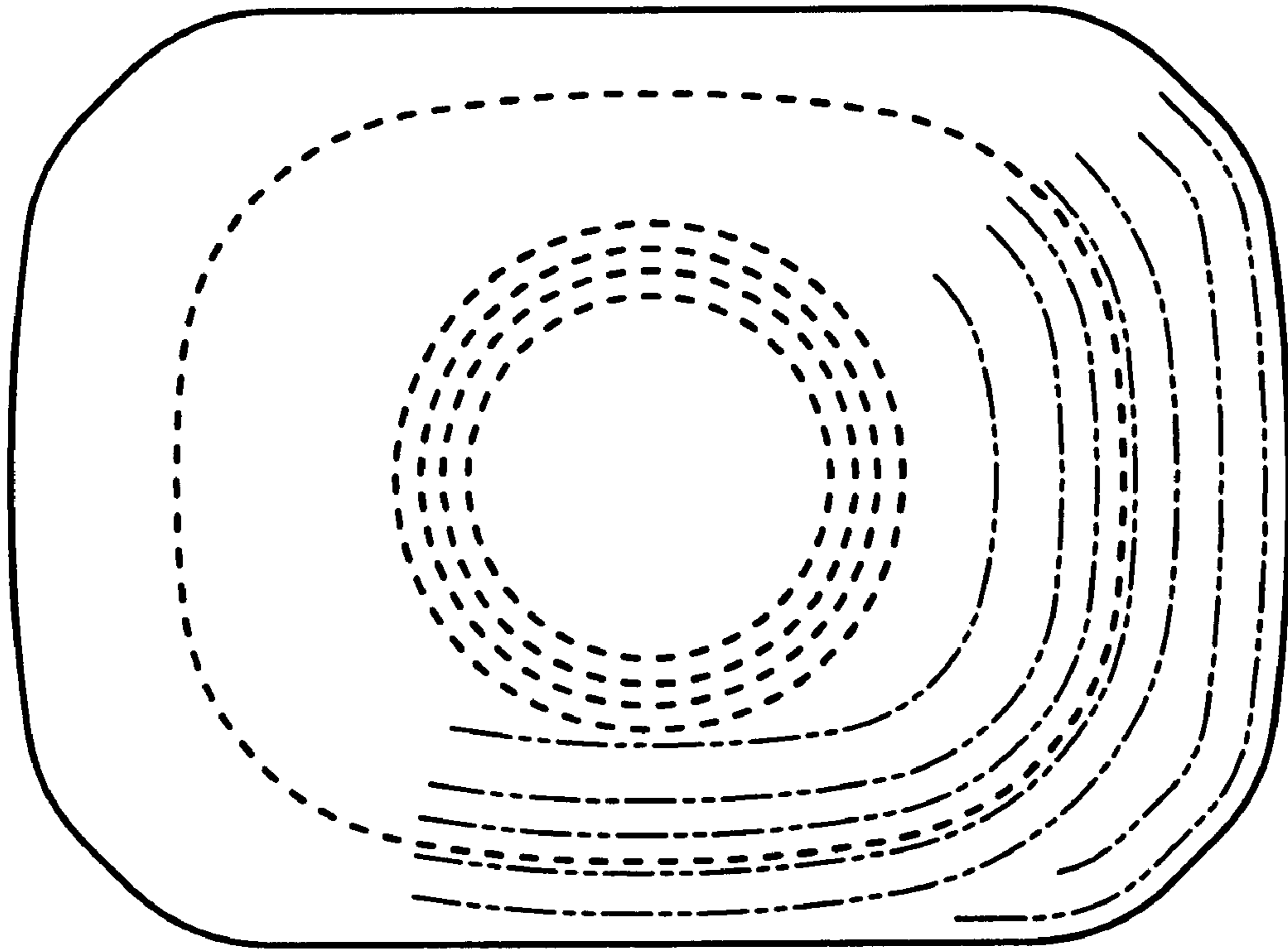


FIG 3

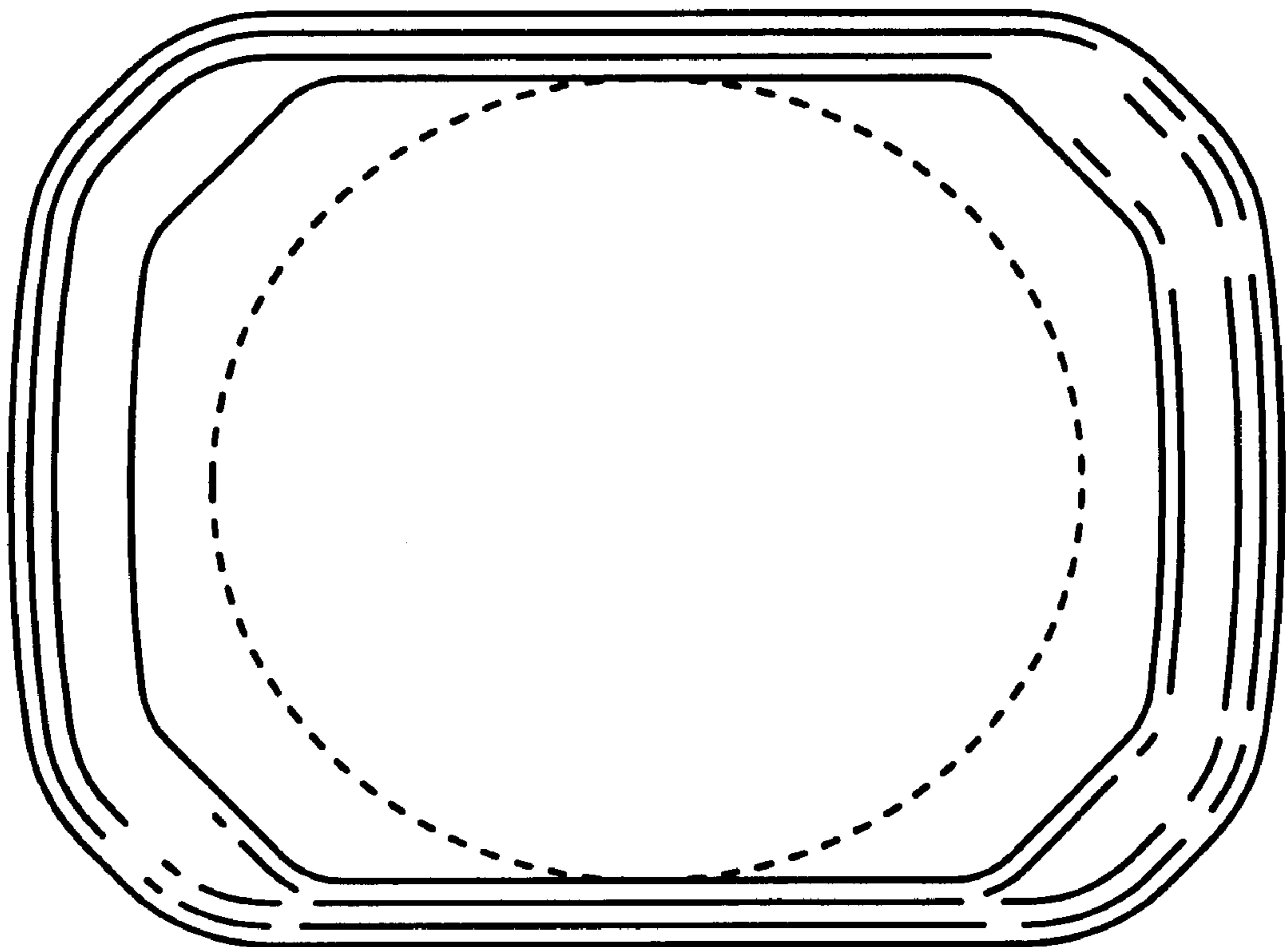


FIG 4