



US00D452443B1

(12) **United States Design Patent**
Larocque

(10) **Patent No.:** **US D452,443 S**

(45) **Date of Patent:** **** Dec. 25, 2001**

(54) **CONTAINER HAVING RECESSABLE NECK**

(76) **Inventor:** **Lynnette Larocque**, 126 Power Point Rd., Milledgeville, GA (US) 31061

(**) **Term:** **14 Years**

(21) **Appl. No.:** **29/122,208**

(22) **Filed:** **Apr. 24, 2000**

(51) **LOC (7) Cl.** **09-01**

(52) **U.S. Cl.** **D9/503; D9/506**

(58) **Field of Search** D9/300, 500, 502, D9/503, 504, 516, 525, 549, 556, 557, 558, 569, 570, 574, 434, 435, 445, 520; 215/382-384; 220/905

(56) **References Cited**

U.S. PATENT DOCUMENTS

D. 104,396	*	5/1937	Fehr	D9/503
D. 177,761	*	5/1956	Reinhardt	D9/503
D. 247,160	*	2/1978	LaCroce et al.	D9/503
D. 250,394	*	11/1978	Menius	D9/502
D. 273,364	*	4/1984	Jalutkewicz et al.	D9/502
D. 342,141	*	12/1993	Baxter	D9/502 X
D. 378,572	*	3/1997	Culverwell et al.	D9/502
D. 399,419	*	10/1998	Edson	D9/307
D. 436,538	*	1/2001	Lang	D9/503
D. 436,539	*	1/2001	Spreitzer et al.	D9/503
2,197,434	*	4/1940	McManus et al.	220/906 X
2,322,843	*	6/1943	Deane	220/906 X
2,661,128	*	12/1953	Rieke	222/529
2,895,654	*	7/1959	Rieke	222/529
3,690,522	*	9/1972	Chlystun	222/529
4,219,137	*	8/1980	Hutchens	222/462
4,572,412		2/1986	Brach et al.		.
4,813,556		3/1989	Lawrence		.
5,125,542	*	6/1992	Blanc	222/529
5,226,551		7/1993	Robbins, III		.

5,240,130		8/1993	Osback	.	
5,246,122		9/1993	Schick et al.	.	
5,407,093		4/1995	McGill	.	
5,577,643	*	11/1996	Stolz	222/529
5,642,826		7/1997	Melrose	.	
5,669,520		9/1997	Simpson	.	
5,758,789		6/1998	Shin et al.	.	
5,816,428	*	10/1998	Plester	220/257

* cited by examiner

Primary Examiner—Ted Shooman

Assistant Examiner—Carol Rademaker

(74) *Attorney, Agent, or Firm*—Joel D. Myers; Myers & Associates, Intellectual Property Law, P.C.

(57) **CLAIM**

The ornamental design for container having recessable neck, as shown and described.

DESCRIPTION

The present invention relates generally to containers, and, more specifically, to a container having a recessable neck. FIG. 1 is a perspective view of the container of the present invention. FIG. 2 is a front view of the container of the present invention, shown on a reduced scale. FIG. 3 is a rear view of the container of the present invention, shown on a reduced scale. FIG. 4 is a left side view of the container of the present invention, shown on a reduced scale. FIG. 5 is a right side view of the container of the present invention, shown on a reduced scale. FIG. 6 is a top view of the container of the present invention; and, FIG. 7 is a bottom view of the container of the present invention.

1 Claim, 4 Drawing Sheets






FIG. 1

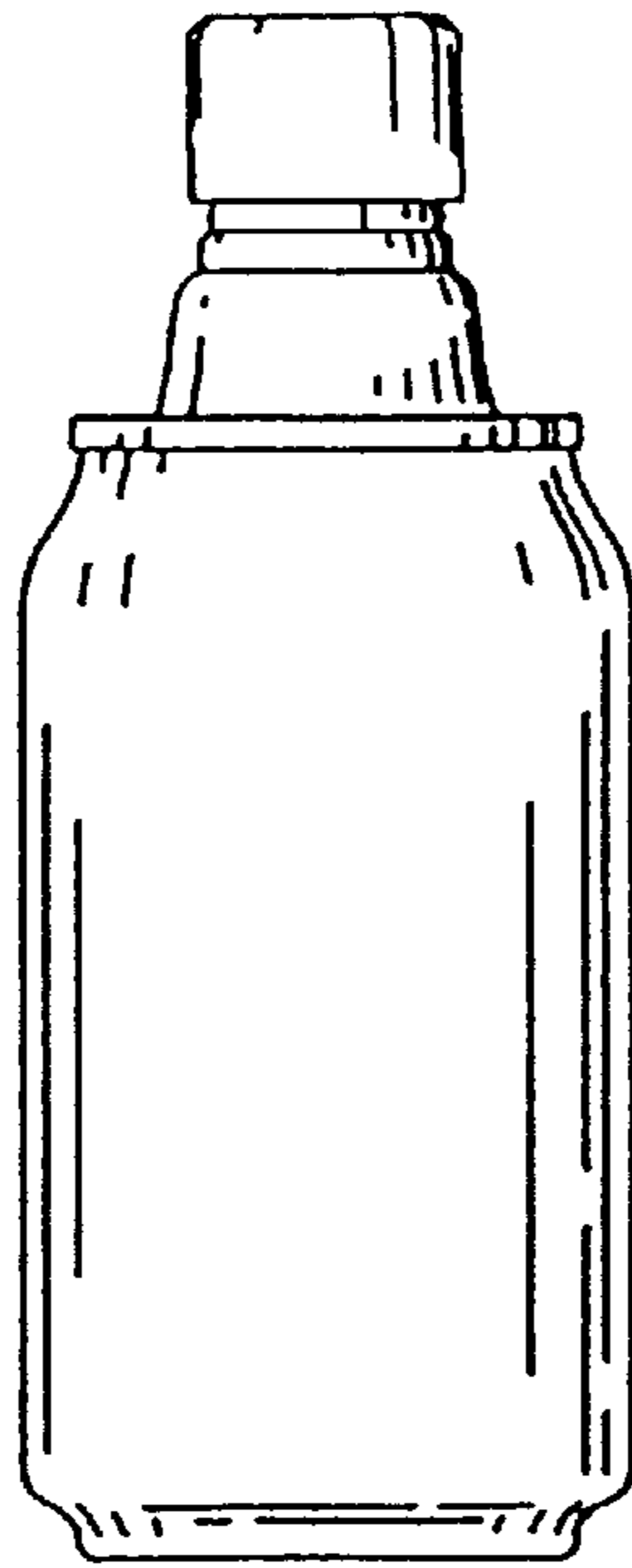


FIG. 2




FIG. 3




FIG. 4




FIG. 5

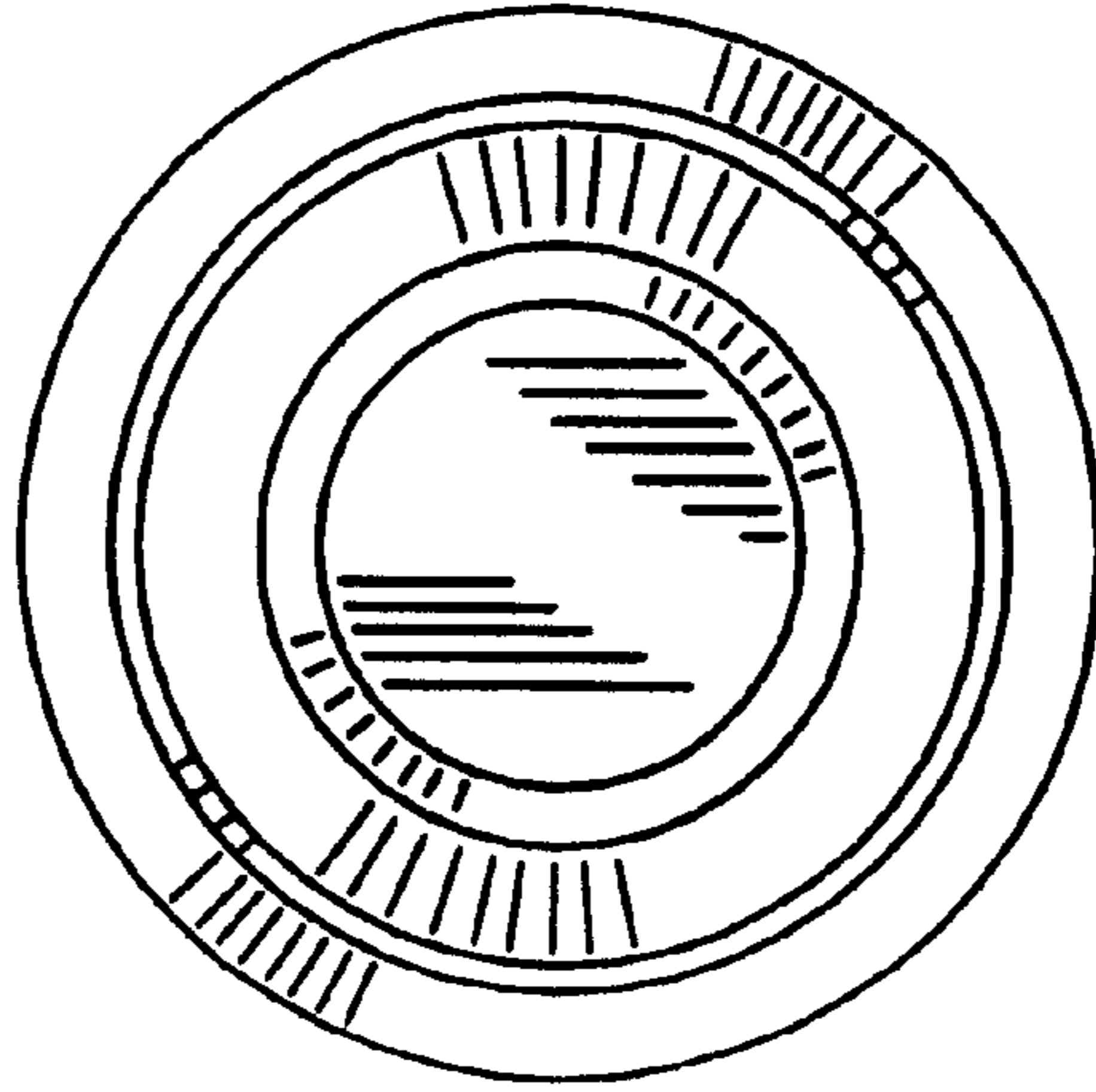


FIG. 6

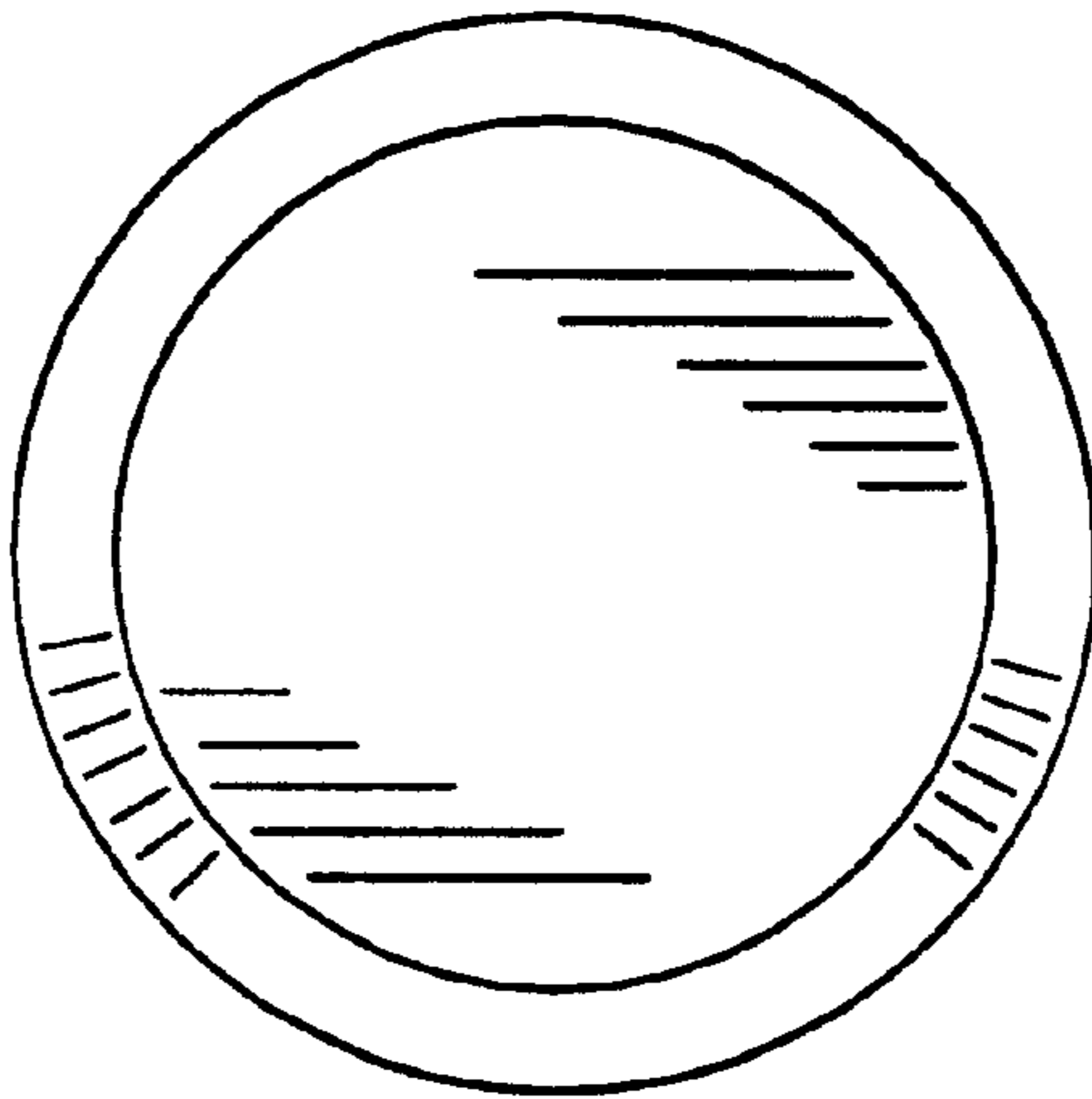


FIG. 7