



US00D452436B1

(12) **United States Design Patent**  
**Darr et al.**

(10) **Patent No.:** **US D452,436 S**

(45) **Date of Patent:** **\*\* Dec. 25, 2001**

(54) **BOTTLE**

(75) **Inventors:** **Richard C. Darr**, Medina; **Marc A. Pedmo**, Litchfield; **James C. Dorn**, Norton, all of OH (US)

(73) **Assignee:** **Plastipak Packaging, Inc.**, Plymouth, MI (US)

(\*\*) **Term:** **14 Years**

(21) **Appl. No.:** **29/132,963**

(22) **Filed:** **Nov. 16, 2000**

(51) **LOC (7) Cl.** ..... **09-01**

(52) **U.S. Cl.** ..... **D9/500; D9/520**

(58) **Field of Search** ..... D9/434, 500, 502-505, D9/516, 520, 545, 549, 550, 557, 574; 215/370-371, 375-376, 378-379, 381-384, 396, 398; 220/661, 671-672, 675, 770-772, 906

(56) **References Cited**

**U.S. PATENT DOCUMENTS**

D. 33,364	*	10/1900	Lindemeyr	.....	D9/545
D. 249,636	*	9/1978	Wolstenholme	.....	D9/500
D. 272,721	*	2/1984	Grey	.....	D9/500
D. 290,686	*	7/1987	Board	.....	D9/500
D. 308,335	*	6/1990	Rubinoff	.....	D9/557
D. 364,347	*	11/1995	Sillince et al.	.....	D9/500

D. 374,176	*	10/1996	Sillince et al.	.....	D9/520 X
D. 418,058	*	12/1999	Chatterton et al.	.....	D9/434
D. 434,661	*	12/2000	Zambrano V.	.....	D9/500
2,988,258	*	6/1961	Witzke	.....	D7/523
3,043,461	*	7/1962	Glassco	.....	215/375
3,265,520	*	8/1966	Obenschain	.....	215/383
3,372,826	*	3/1968	Heaton	.....	215/372
4,134,510	*	1/1979	Chang	.....	215/373
4,241,839	*	12/1980	Alberghini	.....	215/372 X
4,403,706	*	9/1983	Mahajan	.....	28/36.92
4,426,013	*	1/1984	Cherchian et al.	.....	D9/520 X
4,892,205	*	1/1990	Powers et al.	.....	215/375
5,503,283	*	4/1996	Semersky	.....	215/375
5,648,133	*	7/1997	Suzuki et al.	.....	215/370 X
5,727,710	*	3/1998	Severus et al.	.....	220/906 X

\* cited by examiner

*Primary Examiner*—Ted Shooman

*Assistant Examiner*—Carol Rademaker

(74) *Attorney, Agent, or Firm*—Bachman & LaPointe, P.C.

(57) **CLAIM**

The ornamental design for a bottle, as shown and described.

**DESCRIPTION**

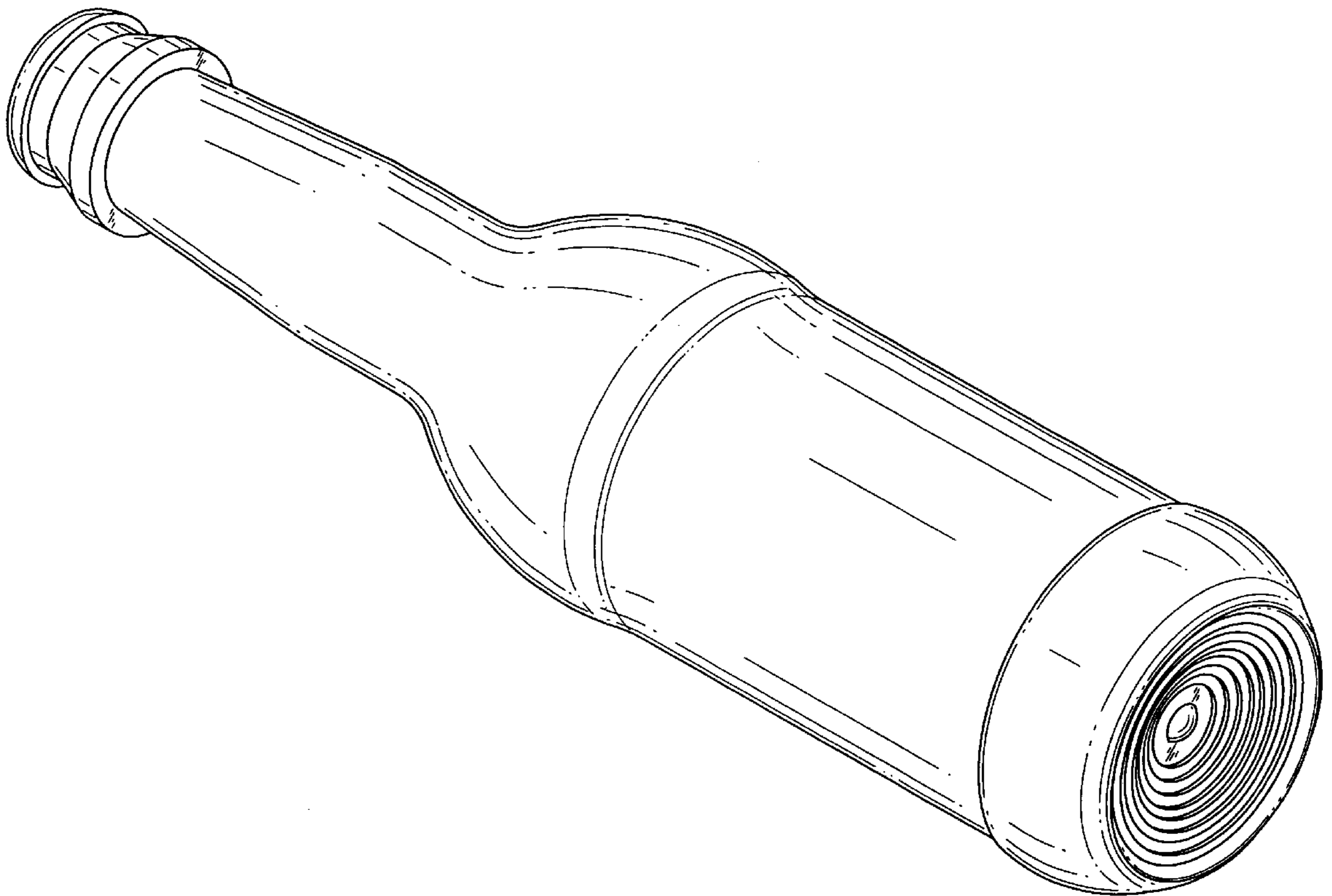
FIG. 1 is a perspective view of the bottle of the present invention;

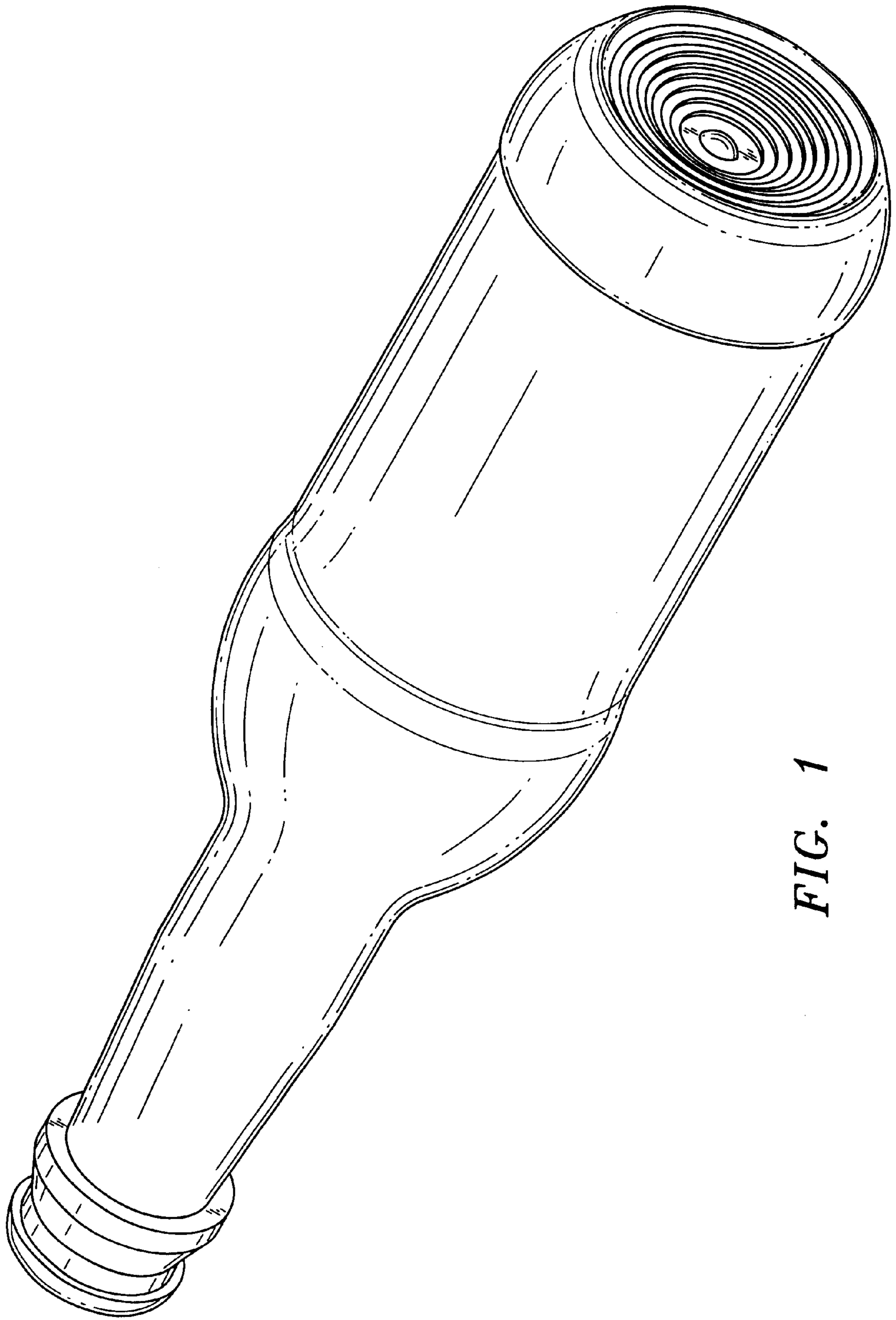
FIG. 2 is a side view of the bottle of FIG. 1;

FIG. 3 is a bottom view of the bottle of FIG. 1; and,


FIG. 4 is a top view of the bottle of FIG. 1.

**1 Claim, 2 Drawing Sheets**

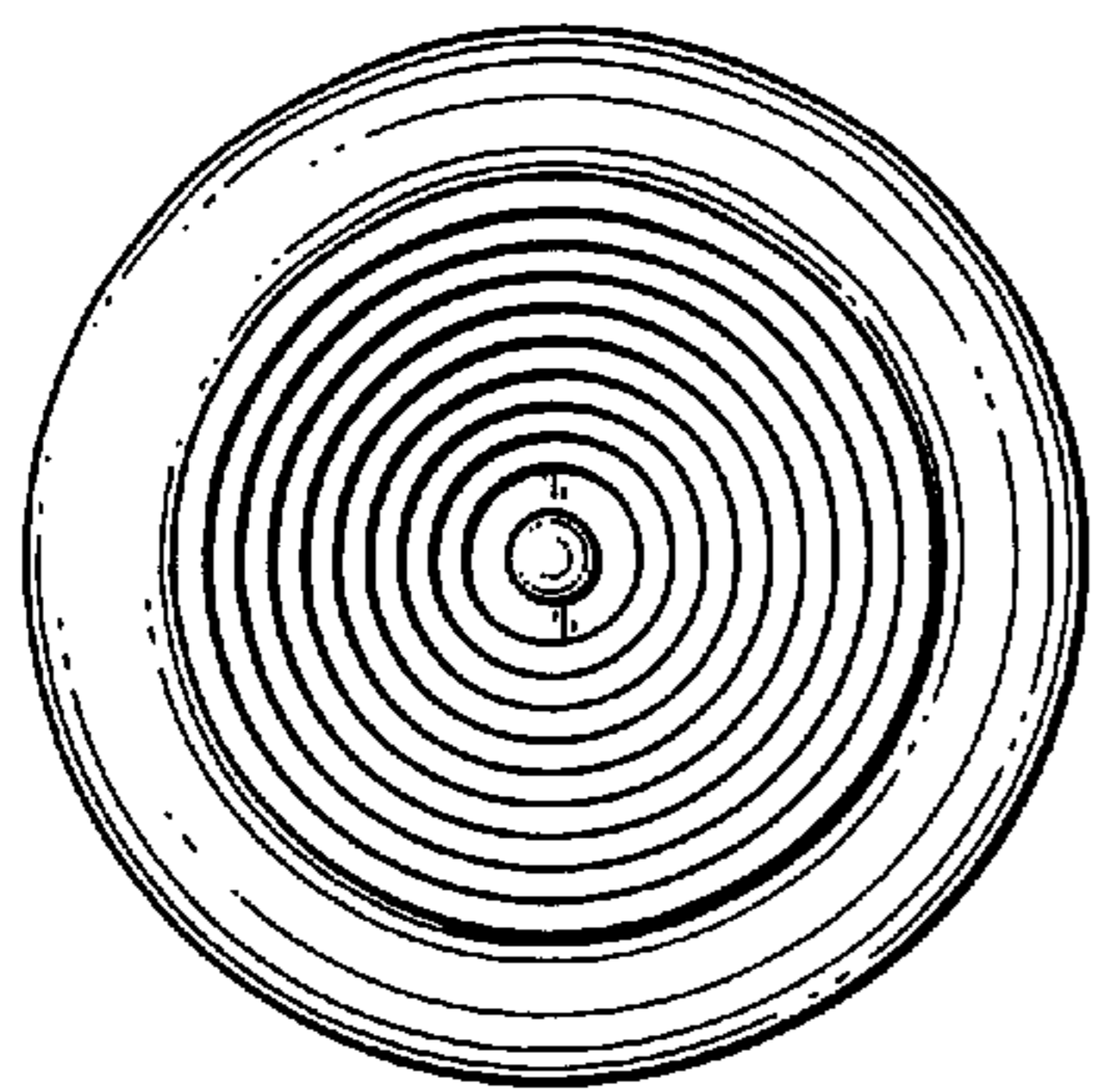




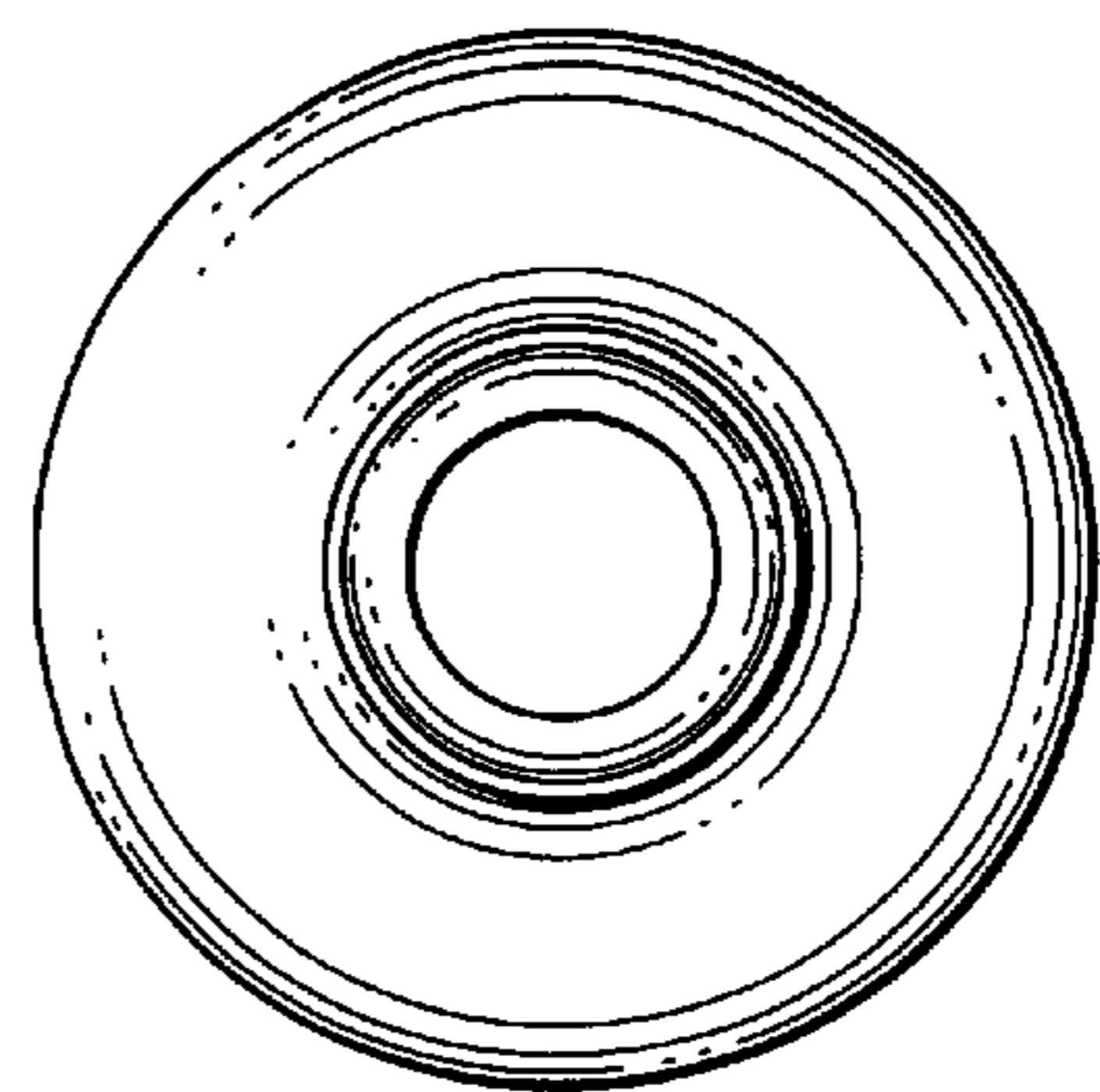
*FIG. 1*



*FIG. 2*



*FIG. 3*



*FIG. 4*