



US00D452423B1

(12) **United States Design Patent**  
**Shimansky**

(10) **Patent No.:** **US D452,423 S**

(45) **Date of Patent:** **\*\* Dec. 25, 2001**

(54) **SCREWDRIVER HANDLE**

(75) Inventor: **David Shimansky**, Cote St-Luc (CA)

(73) Assignee: **Innovak D.I.Y. Products Inc.**, Pointe Claire (CA)

(\*\*) Term: **14 Years**

(21) Appl. No.: **29/133,732**

(22) Filed: **Dec. 6, 2000**

(51) **LOC (7) Cl.** ..... **08-04**

(52) **U.S. Cl.** ..... **D8/83; D8/107**

(58) **Field of Search** ..... D8/107, 82, 83,  
D8/84, 85, 86, 87; 16/110 R; 81/177.1,  
436, 437, 438, 439, 440

(56) **References Cited**

**U.S. PATENT DOCUMENTS**

D. 372,411	*	8/1996	Ho	.....	D8/83
D. 392,871	*	3/1998	Chang	.....	D8/83
D. 402,176	*	12/1998	Lauster et al.	.....	D8/83
D. 408,252	*	4/1999	Holland-Letz	.....	D8/83
D. 408,253	*	4/1999	Rowlay	.....	D8/83

D. 414,095	*	9/1999	Hoepfl et al.	.....	D8/83
D. 414,096	*	9/1999	Chapin et al.	.....	D8/83
D. 416,776	*	11/1999	Liu	.....	D8/83
D. 418,034	*	12/1999	Ho	.....	D8/83
D. 422,870	*	4/2000	Chen	.....	D8/83
D. 441,269	*	5/2001	Tsai	.....	D8/83
D. 442,049	*	5/2001	Shu	.....	D8/83

\* cited by examiner

*Primary Examiner*—Philip S. Hyder

(74) *Attorney, Agent, or Firm*—Swabey Ogilvy Renault; Guy J. Houle

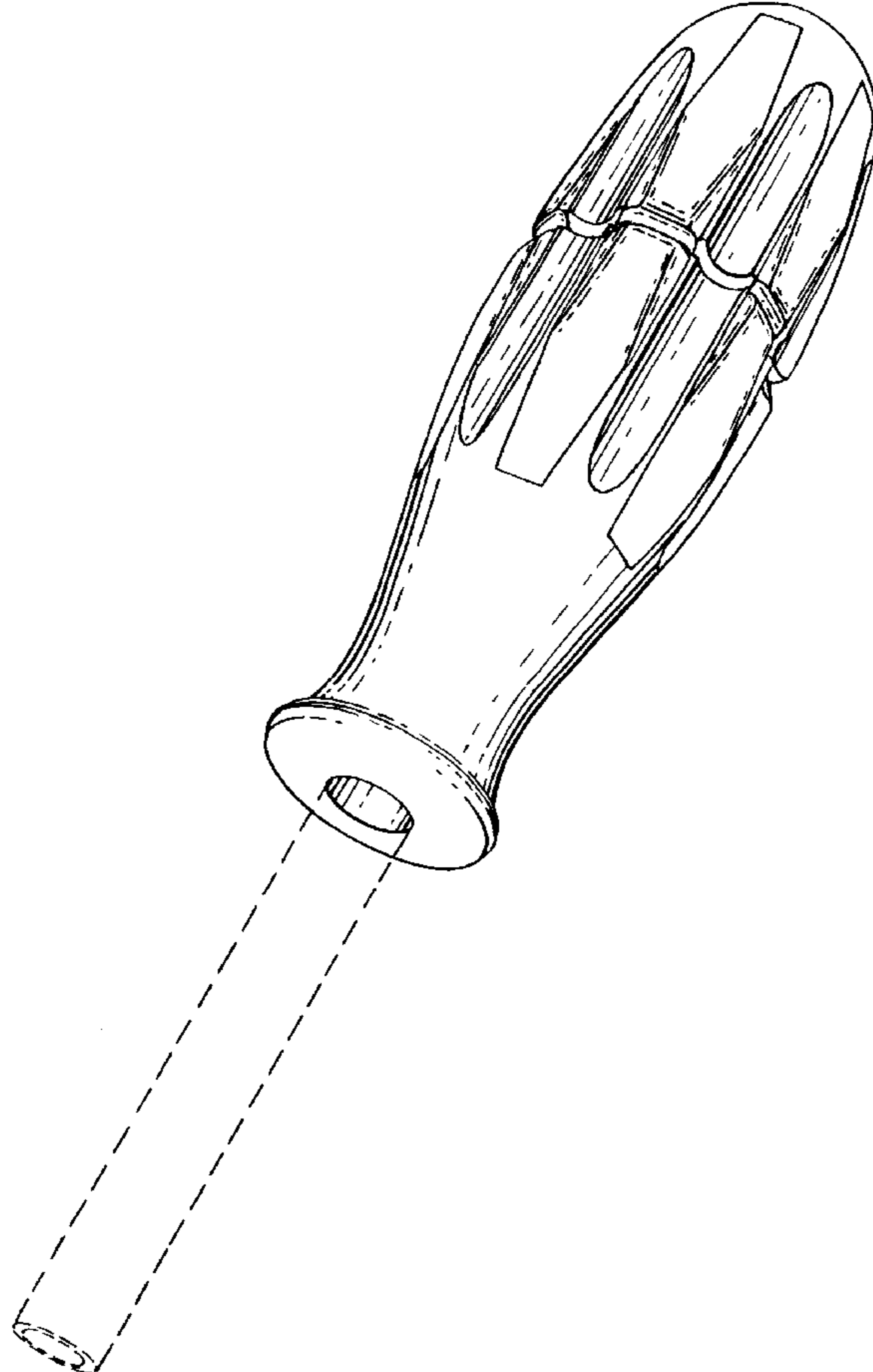
(57) **CLAIM**

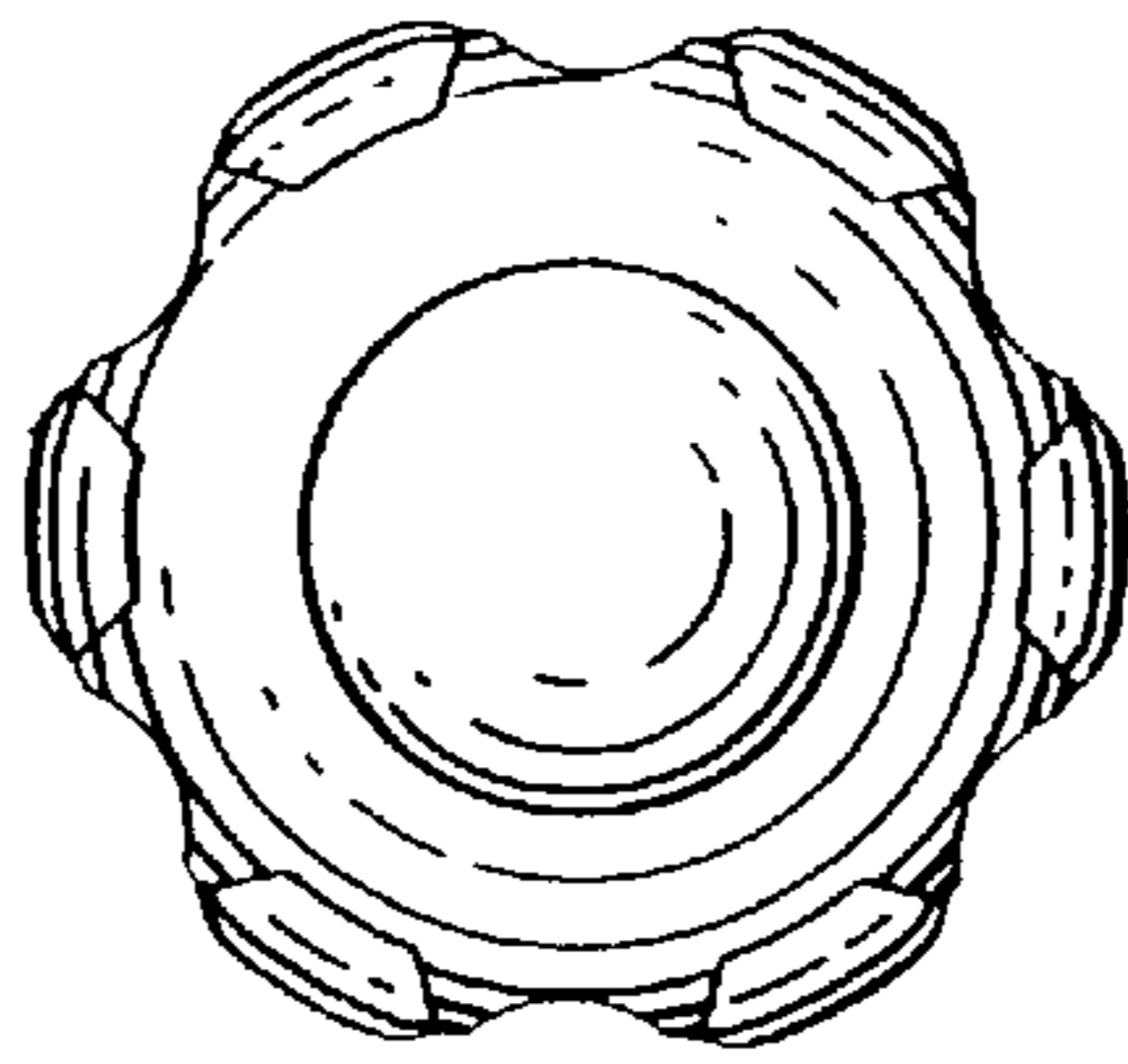
The ornamental design for a screwdriver handle, as shown and described.

**DESCRIPTION**

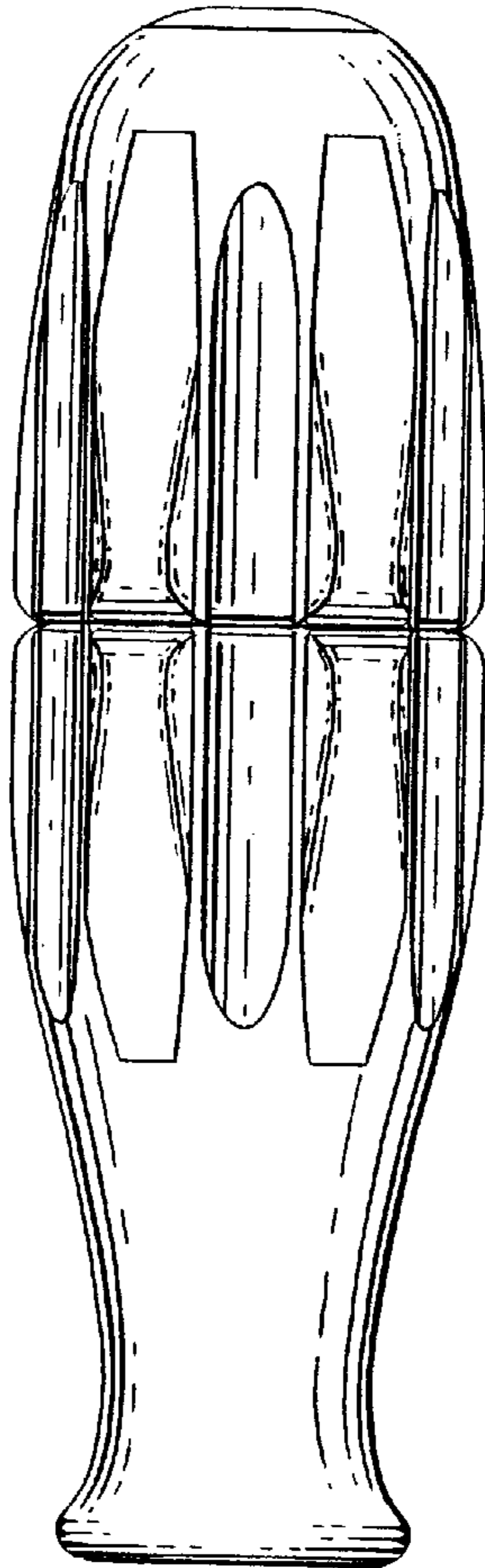
FIG. 1 is a side view of the screwdriver handle; FIG. 2 is a top view of the screwdriver handle; FIG. 3 is a bottom view of the screwdriver handle; and, FIG. 4 is a perspective view of the screwdriver handle, showing it's associated structure in broken line and which does not form part of the design.

**1 Claim, 2 Drawing Sheets**

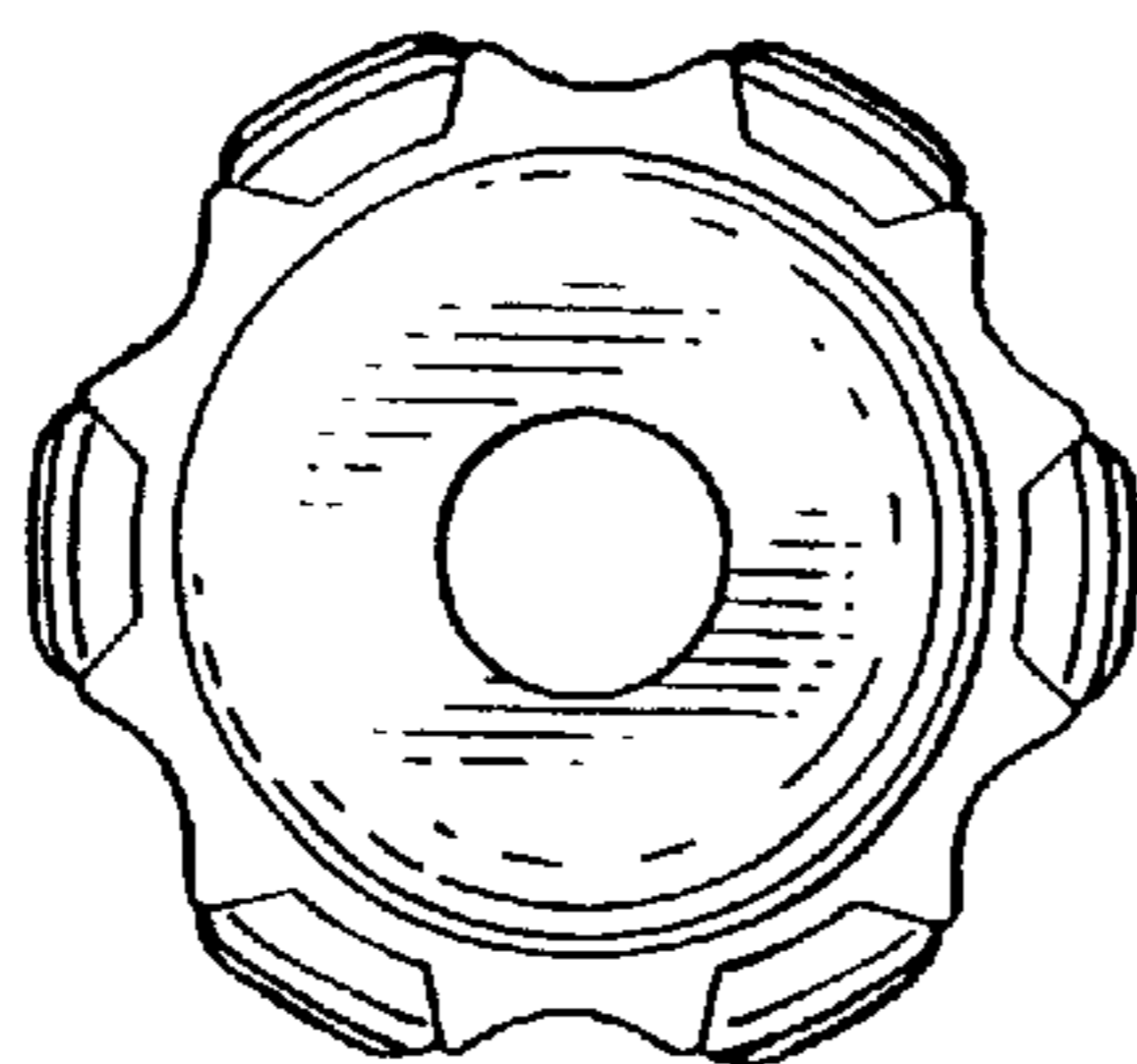




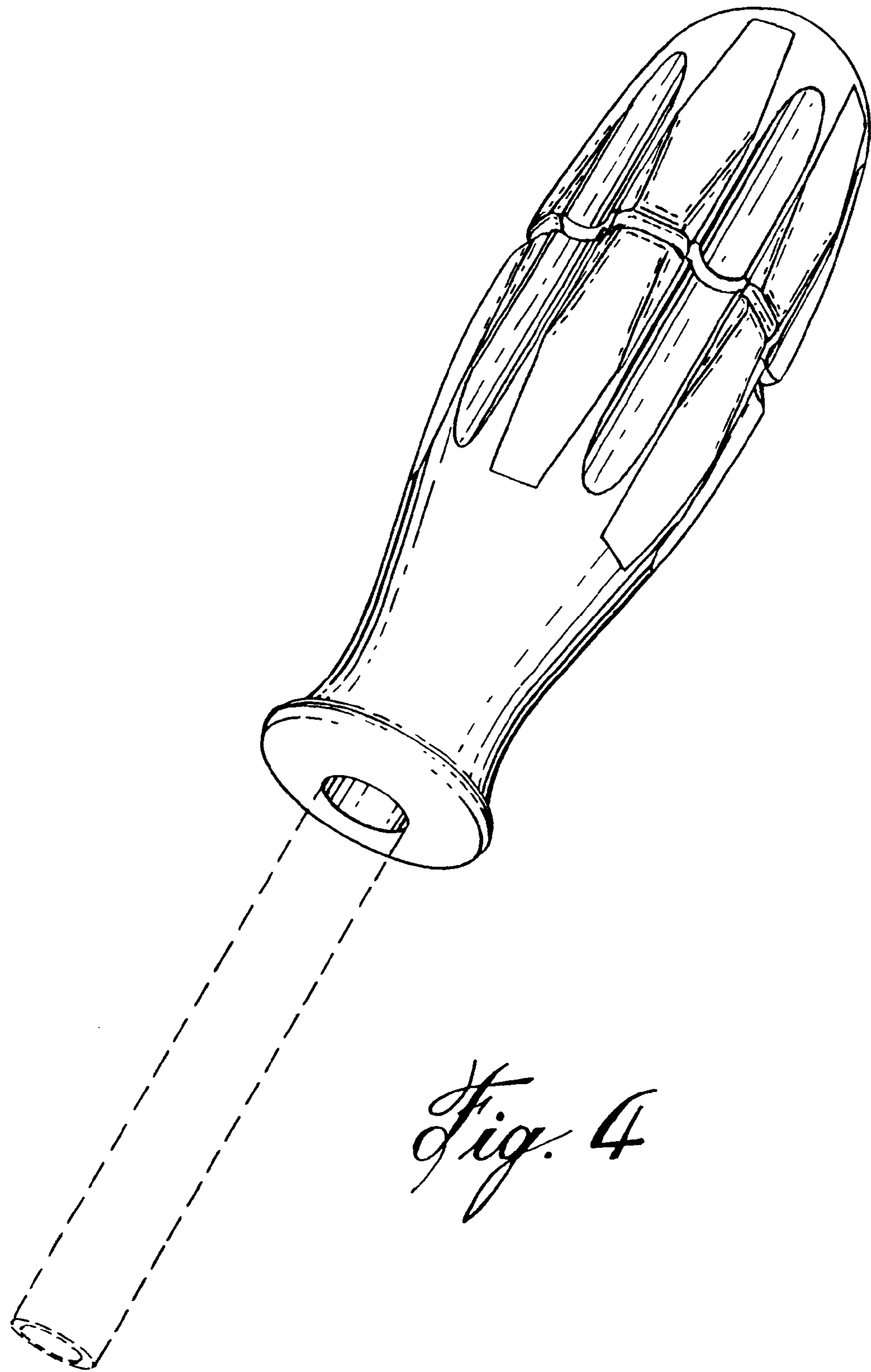
*Fig. 2*



*Fig. 1*



*Fig. 3*



*Fig. 4*