



US00D452417B1

(12) **United States Design Patent**
Whitmore et al.

(10) **Patent No.:** **US D452,417 S**

(45) **Date of Patent:** **** Dec. 25, 2001**

(54) **DISPOSABLE PLASTIC KETTLE**

(75) Inventors: **Rebecca E. Whitmore**, Chilton;
Jerome G. Dees, Appleton, both of WI
(US)

(73) Assignee: **Georgia-Pacific Corporation**, Atlanta,
GA (US)

(**) Term: **14 Years**

(21) Appl. No.: **29/136,645**

(22) Filed: **Feb. 5, 2001**

(51) **LOC (7) Cl.** **07-01**

(52) **U.S. Cl.** **D7/543**

(58) **Field of Search** D7/538, 542, 543,
D7/545, 548, 501, 505, 540, 541; 220/374,
375; 206/562, 561, 538

(56) **References Cited**

U.S. PATENT DOCUMENTS

- D. 184,875 * 4/1959 Johnson D7/543
- D. 197,574 * 2/1964 Gulotta D7/543
- D. 207,594 * 5/1967 Aubacq D7/543
- D. 268,557 * 4/1983 Jensen D7/543
- D. 288,050 * 2/1987 Fox et al. D7/543
- D. 296,640 * 7/1988 Miller D7/543

- D. 405,561 * 2/1999 Willinger et al. D7/545 X
- D. 432,360 * 10/2000 Greene D7/543
- D. 440,467 * 4/2001 Kellermann D7/543
- D. 442,437 * 5/2001 Wright D7/543

* cited by examiner

Primary Examiner—Antoine Duval Davis

(74) *Attorney, Agent, or Firm*—Michael W. Ferrell

(57) **CLAIM**

The ornamental design for a disposable plastic kettle, as shown and described.

DESCRIPTION

FIG. 1 is a view in perspective of the inventive disposable plastic kettle;

FIG. 2 is a view in elevation of the disposable plastic kettle of FIG. 1 showing the maximum transverse extent of the upper rim thereof;

FIG. 3 is a view in elevation of the disposable plastic kettle of FIG. 1 showing the minimum transverse extent of the upper rim thereof;

FIG. 4 is a top plan view of the disposable plastic kettle of FIG. 1; and,

FIG. 5 is a bottom plan view of the disposable plastic kettle of FIG. 1.

1 Claim, 4 Drawing Sheets




FIG. 1




FIG. 2




FIG. 3




FIG. 4

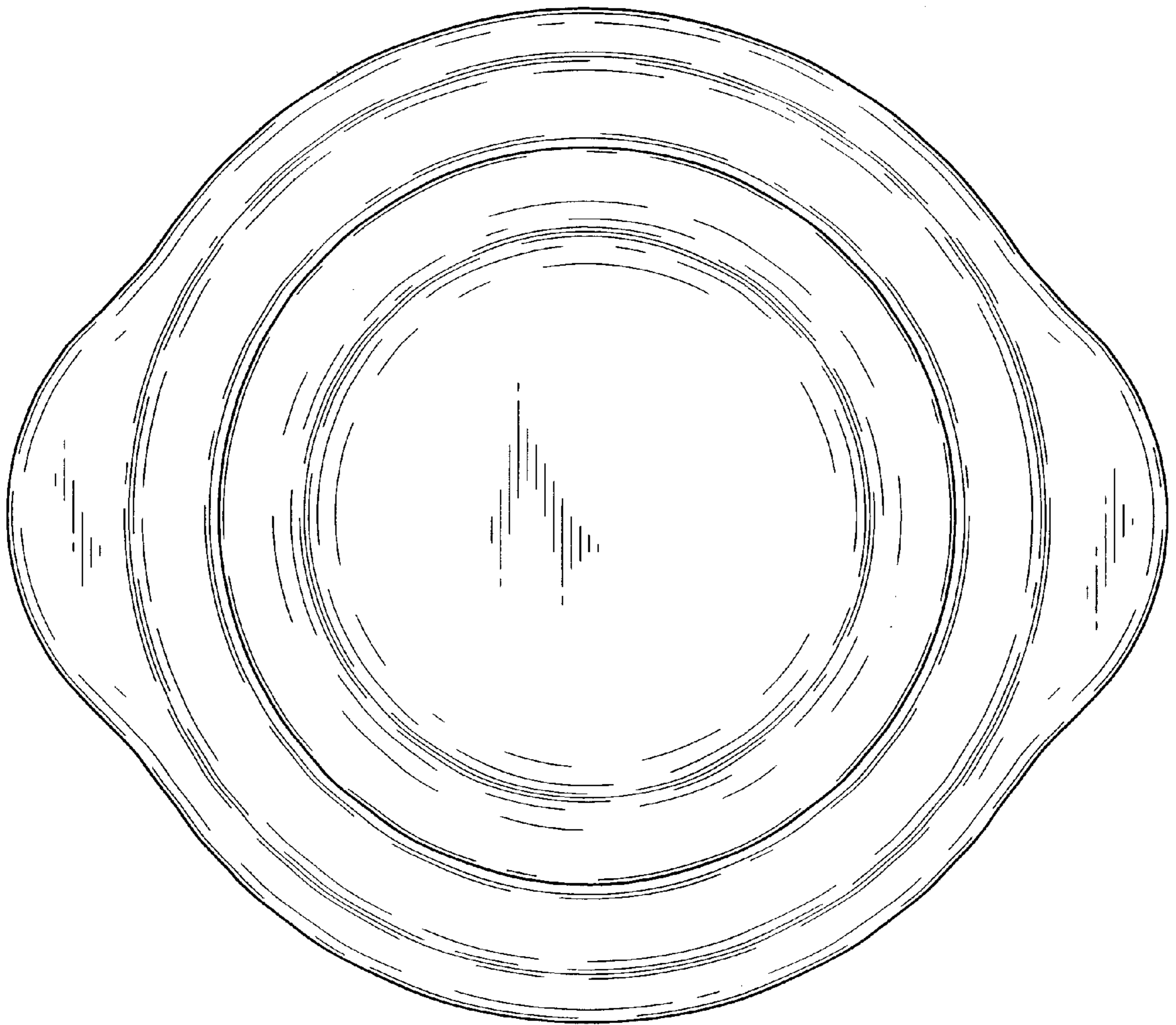


FIG. 5

