



US00D452411B1

(12) **United States Design Patent**
Gruaz

(10) **Patent No.:** **US D452,411 S**

(45) **Date of Patent:** **** Dec. 25, 2001**

(54) **WAFFLE IRON**

(75) Inventor: **Denis Gruaz, Villaz (FR)**

(73) Assignee: **Tefal S.A., Runilly (FR)**

(**) Term: **14 Years**

(21) Appl. No.: **29/141,592**

(22) Filed: **May 10, 2001**

(30) **Foreign Application Priority Data**

Nov. 10, 2000 (FR) 00 6606

(51) **LOC (7) Cl.** **07-02**

(52) **U.S. Cl.** **D7/352**

(58) **Field of Search** D7/323, 352-363;
99/324, 339, 340, 372, 378, 385, 375, 341,
446

(56) **References Cited**

U.S. PATENT DOCUMENTS

D. 437,727 * 2/2001 Gruaz D7/352

D. 439,796 * 4/2001 Edwards et al. D7/352

* cited by examiner

Primary Examiner—Caron D. Veynar

(74) *Attorney, Agent, or Firm*—Young & Thompson

(57) **CLAIM**

The ornamental design for a waffle iron, as shown.

DESCRIPTION

FIG. 1 is a top, front and side perspective view of a waffle iron showing my new design;

FIG. 2 is a front elevational view thereof;

FIG. 3 is a side elevational view thereof from the left of FIG. 2;



FIG. 4 is a side elevational view thereof from the right of FIG. 2;

FIG. 5 is a rear elevational view thereof;

FIG. 6 is a top plan view thereof; and,

FIG. 7 is a bottom view thereof.

1 Claim, 3 Drawing Sheets






FIG. 1

FIG. 2

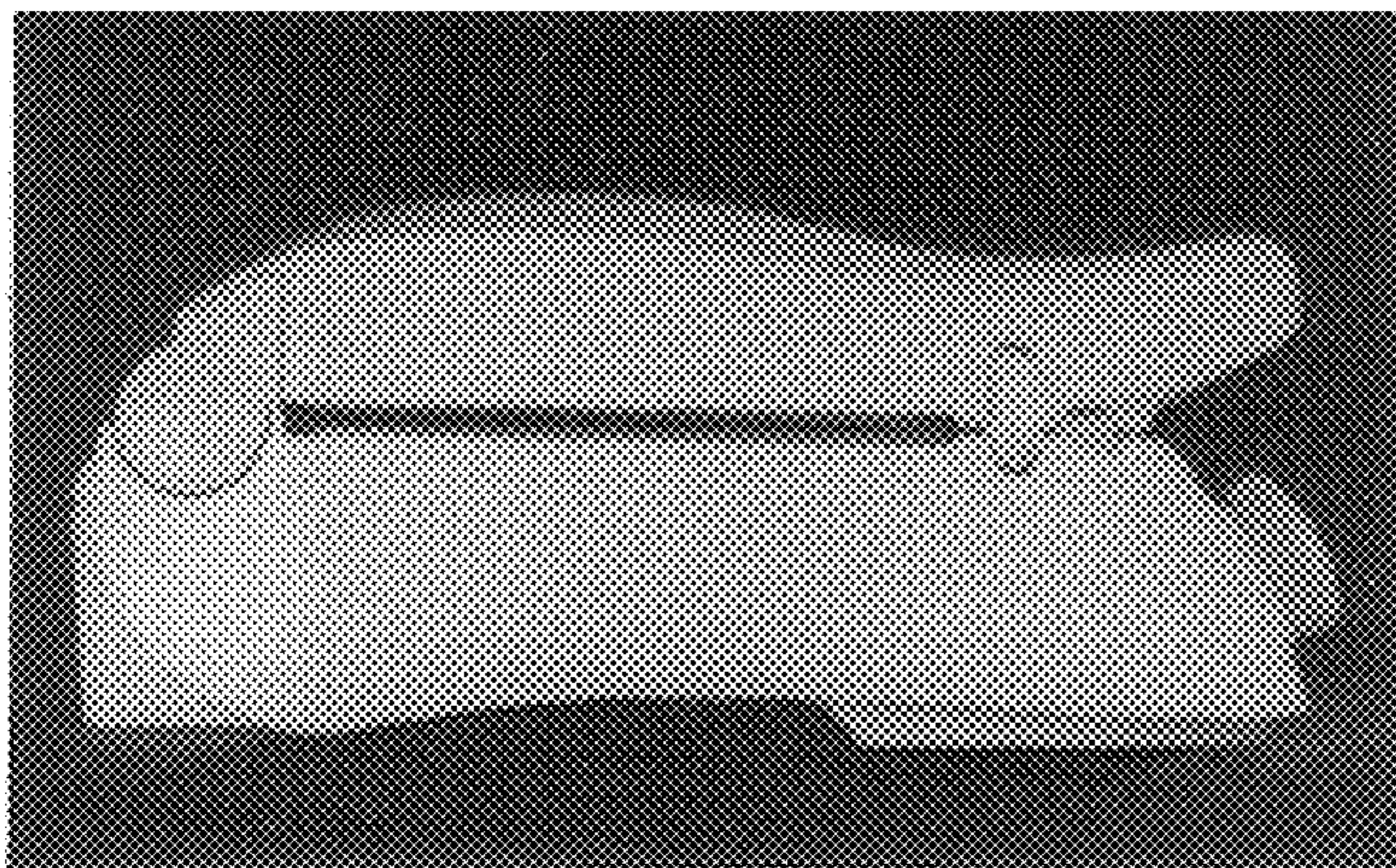



FIG. 3

FIG. 4


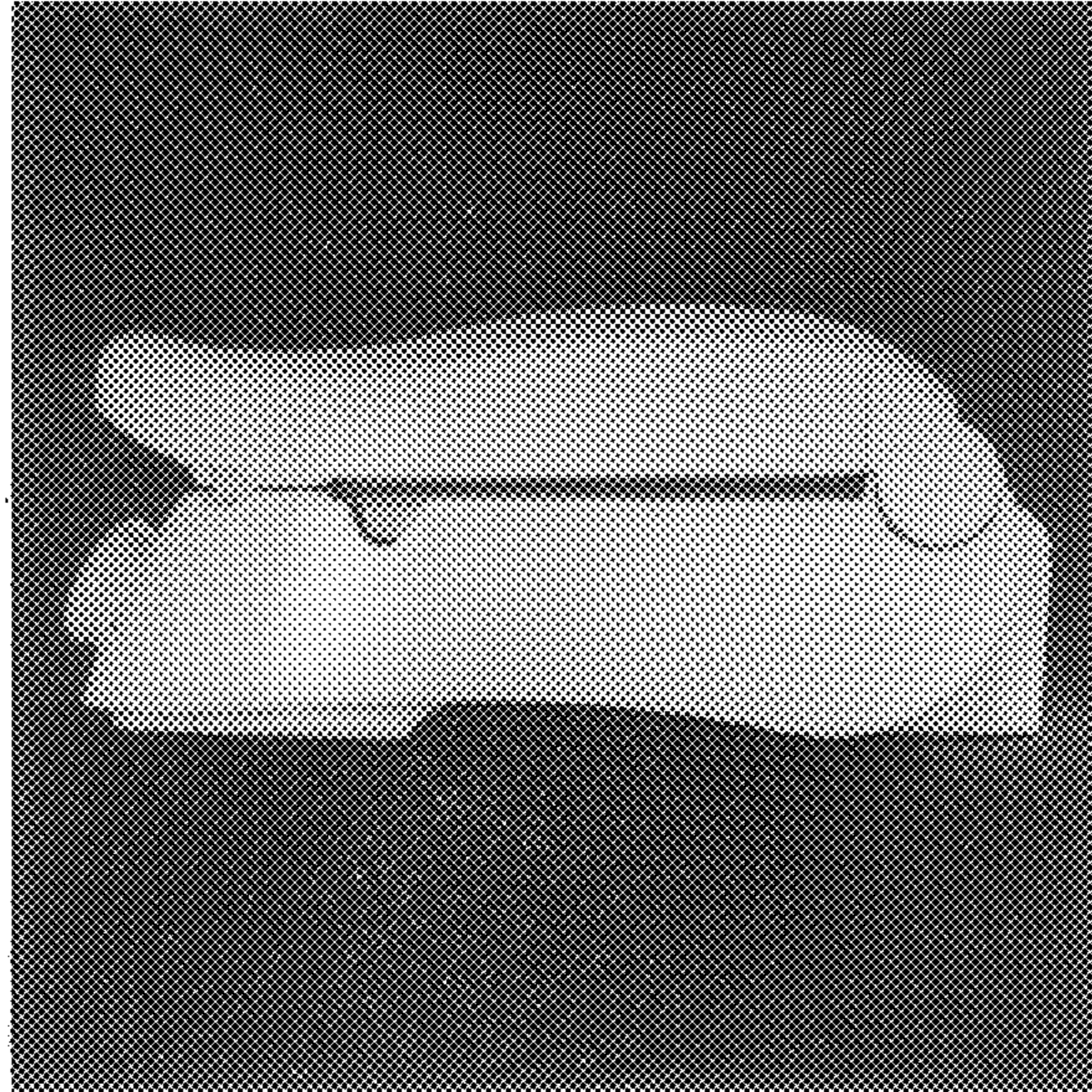


FIG. 5

FIG. 6




FIG. 7