



US00D452396B1

(12) **United States Design Patent**  
**Brown**

(10) **Patent No.:** **US D452,396 S**

(45) **Date of Patent:** **\*\* Dec. 25, 2001**

(54) **SEAT BACK BACKCOVER**

(75) **Inventor:** **Justin Peter Brown**, Kensington Park (AU)

(73) **Assignee:** **Klasse Pty Ltd.** (AU)

(\*\*) **Term:** **14 Years**

(21) **Appl. No.:** **29/133,177**

(22) **Filed:** **Nov. 22, 2000**

(51) **LOC (7) Cl.** ..... **06-06**

(52) **U.S. Cl.** ..... **D6/502; D6/366**

(58) **Field of Search** ..... **D6/334, 364, 365, D6/366, 367, 500, 501, 502; 297/411.2**

(56) **References Cited**

**U.S. PATENT DOCUMENTS**

D. 332,182	*	1/1993	Citterio	.....	D6/366
D. 422,802	*	4/2000	Deacon	.....	D6/366
D. 437,702	*	2/2001	Koepke et al.	.....	D6/366

\* cited by examiner

*Primary Examiner*—Gary D. Watson

(74) *Attorney, Agent, or Firm*—Ohlandt, Greeley, Ruggiero & Perle, LLP


(57) **CLAIM**


The ornamental design for a seat back back cover, as shown and described.

**DESCRIPTION**


FIG. 1 is a front view of the seat back back cover according to the present invention;  
 FIG. 2 is a bottom view of the seat back back cover of FIG. 1;  
 FIG. 3 is a first side view of the seat back back cover of FIG. 1;  
 FIG. 4 is a second, opposite side view of the seat back back cover of FIG. 1;  
 FIG. 5 is a top view of the seat back back cover of FIG. 1;  
 FIG. 6 is a rear view of the seat back back cover of FIG. 1;  
 FIG. 7 is a front perspective view of the seat back back cover of FIG. 1; and,  
 FIG. 8 is a rear perspective view of the seat back back cover of FIG. 1.

**1 Claim, 3 Drawing Sheets**

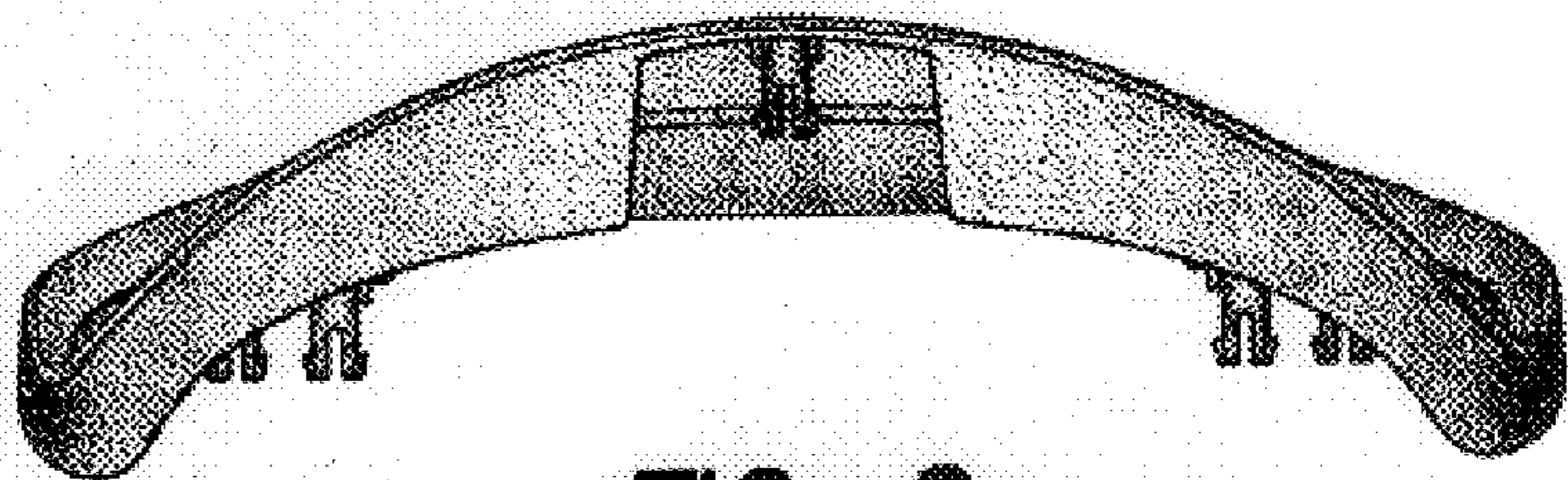




**FIG. 3**



**FIG. 1**



**FIG. 2**



FIG. 5




FIG. 4


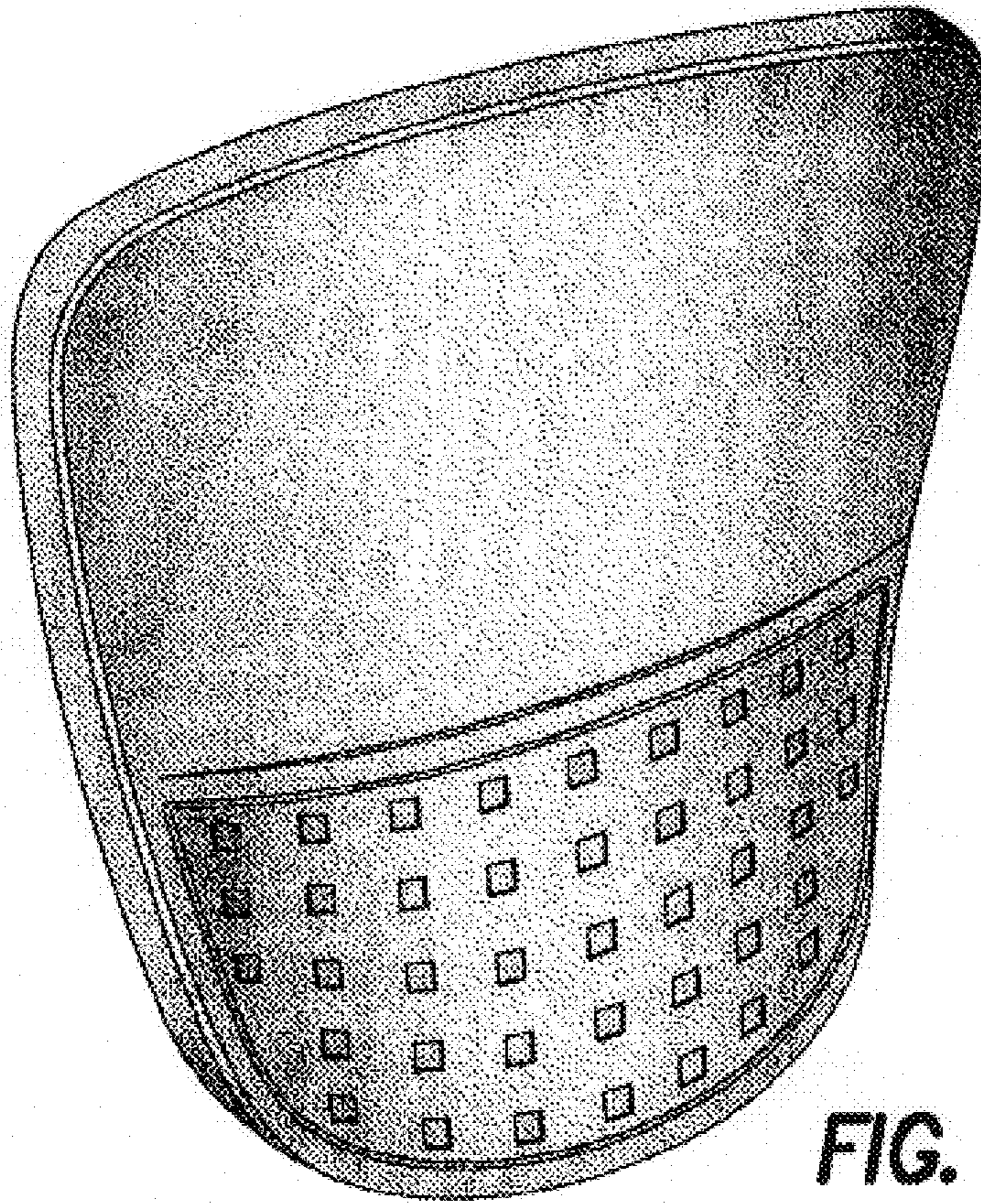
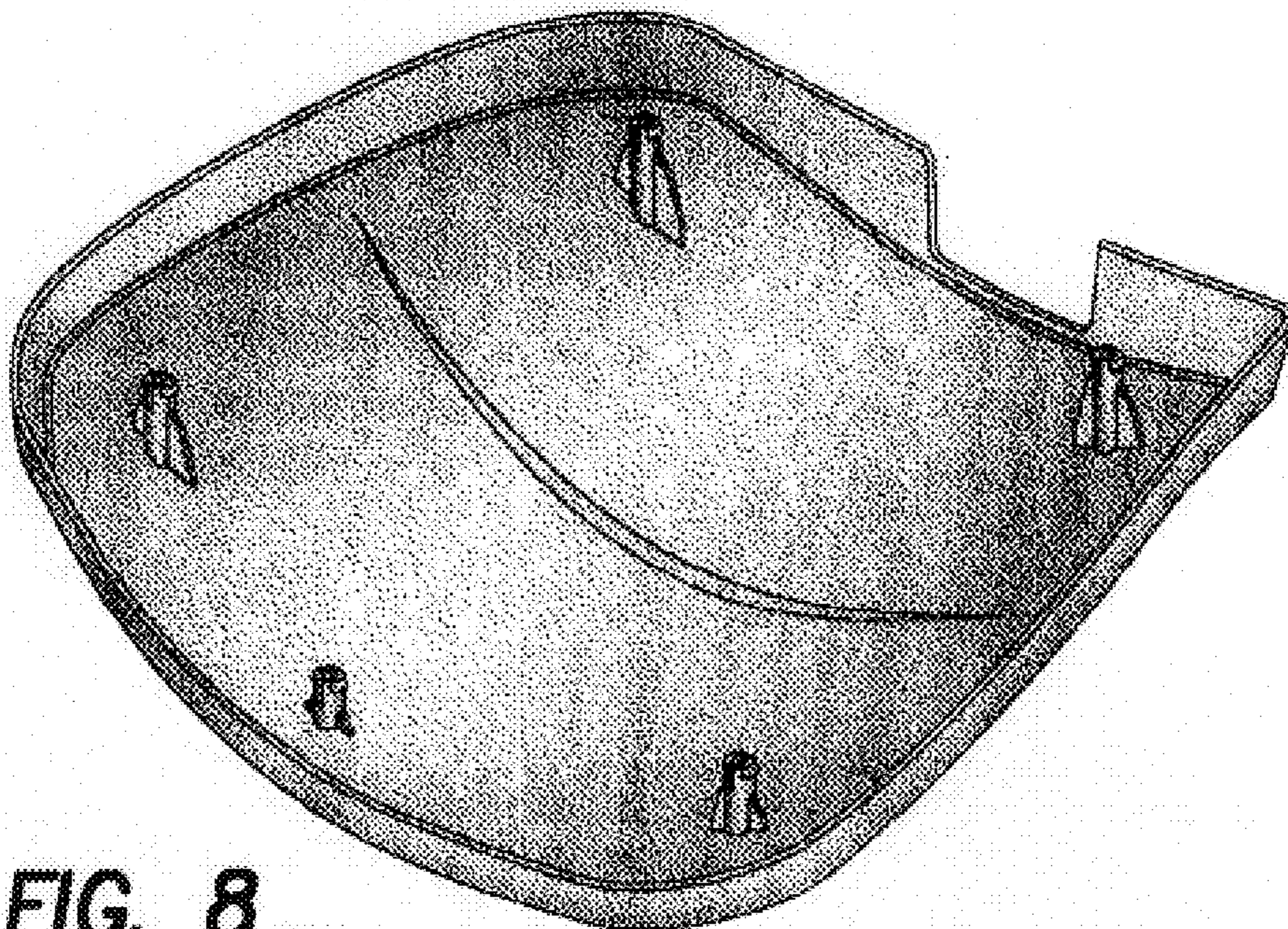


FIG. 6



**FIG. 7**



**FIG. 8**