



US00D452389B1

(12) **United States Design Patent**  
**Scala, Sr. et al.**

(10) **Patent No.:** **US D452,389 S**

(45) **Date of Patent:** **\*\* Dec. 25, 2001**

(54) **DISPLAY APPARATUS**

(75) Inventors: **Luigi Scala, Sr.**, Whitewater, WI (US);  
**Warren Schoening**, Carol Stream;  
**Diane Tee**, Elmwood Park, both of IL  
(US)

(73) Assignee: **Republic Tobacco, L.P.**, Glenview, IL  
(US)

(\*\*) Term: **14 Years**

(21) Appl. No.: **29/120,935**

(22) Filed: **Mar. 29, 2000**

(51) **LOC (7) Cl.** ..... **20-02**

(52) **U.S. Cl.** ..... **D6/408**

(58) **Field of Search** ..... D6/329, 396, 397,  
D6/408, 432, 436, 437, 443, 445, 446,  
448, 449, 470, 471, 473-479, 515, 517;  
D27/184; 211/50, 59.2; 221/131, 132, 311,  
300, 155; 312/35, 42, 117, 124

(56) **References Cited**

**U.S. PATENT DOCUMENTS**

D. 68,569	*	10/1925	Flannery	.....	D6/436
D. 279,747	*	7/1985	Kellogg	.....	D6/517
D. 286,712	*	11/1986	Wittner	.....	D6/407
D. 328,213	*	7/1992	Mancuso	.....	D6/515
D. 360,764	*	8/1995	Collins	.....	D6/396
1,547,151	*	7/1925	Watling	.....	221/131 X
3,246,940	*	4/1966	Karper	.....	312/202 X

4,345,802	*	8/1982	Sorensen	.....	312/42
5,292,015	*	3/1994	Bumbera	.....	211/189
5,447,366	*	9/1995	Cole	.....	312/42 X

\* cited by examiner

*Primary Examiner*—Ted Shooman

*Assistant Examiner*—C Tuttle

(74) *Attorney, Agent, or Firm*—Michael Best & Friedrich,  
L.L.C.

(57) **CLAIM**

The ornamental design for a display apparatus, as shown.

**DESCRIPTION**

FIG. 1 is a perspective view of the display apparatus showing our new design;

FIG. 2 is a front elevation view of the display apparatus shown in FIG. 1;

FIG. 3 is a right side elevation view of the display apparatus shown in FIG. 1, the left side elevation view being a mirror image thereof;

FIG. 4 is a rear elevation of the display apparatus shown in FIG. 1;

FIG. 5 is a top plan view of the display apparatus shown in FIG. 1; and,

FIG. 6 is a bottom plan view of the display apparatus shown in FIG. 1.

The surface(s) or portion(s) of the article not shown in the drawings or described in the specification form(s) no part of the claimed design.

**1 Claim, 3 Drawing Sheets**




FIG. 1

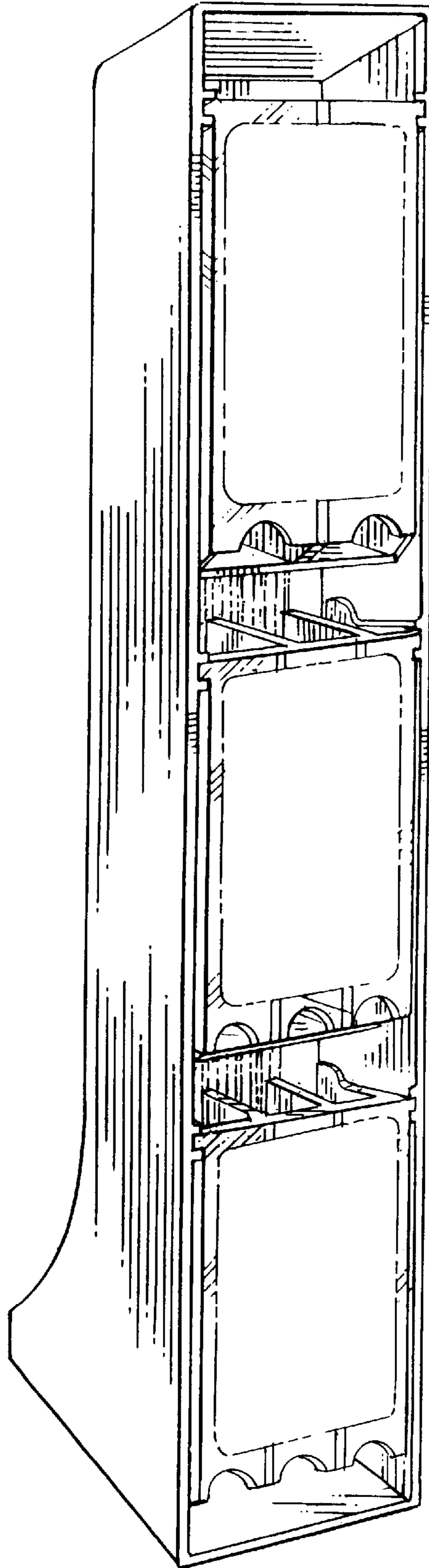


FIG. 2




FIG. 3

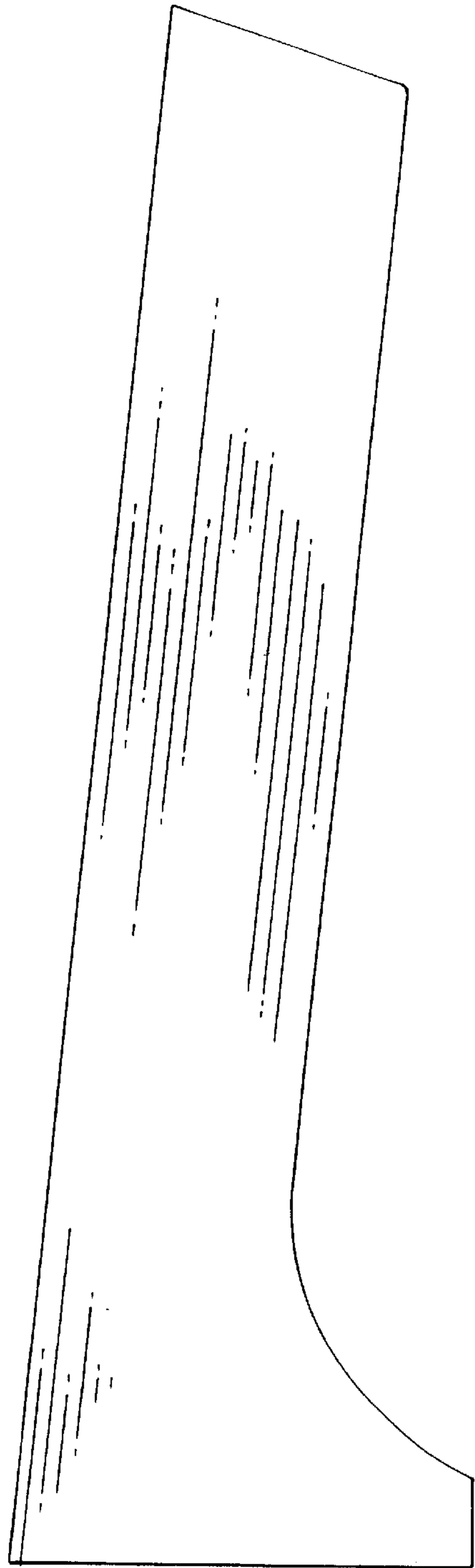


FIG. 4

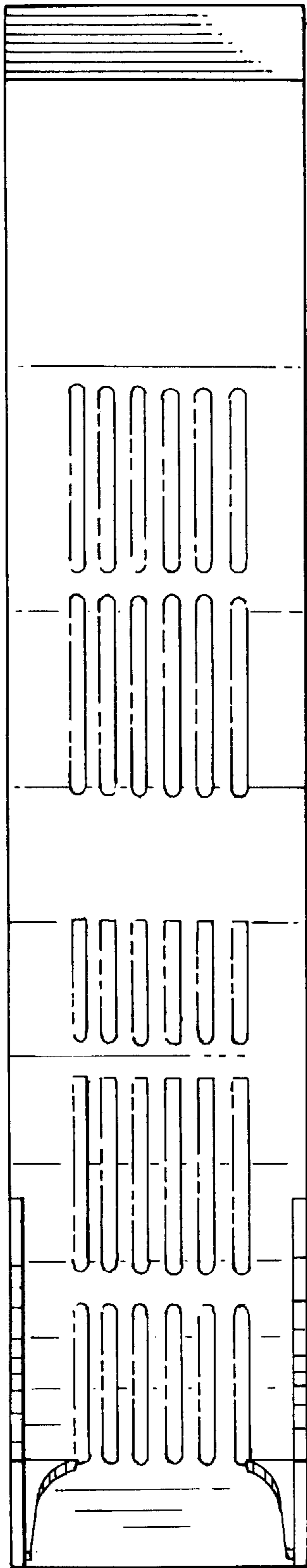


FIG. 5

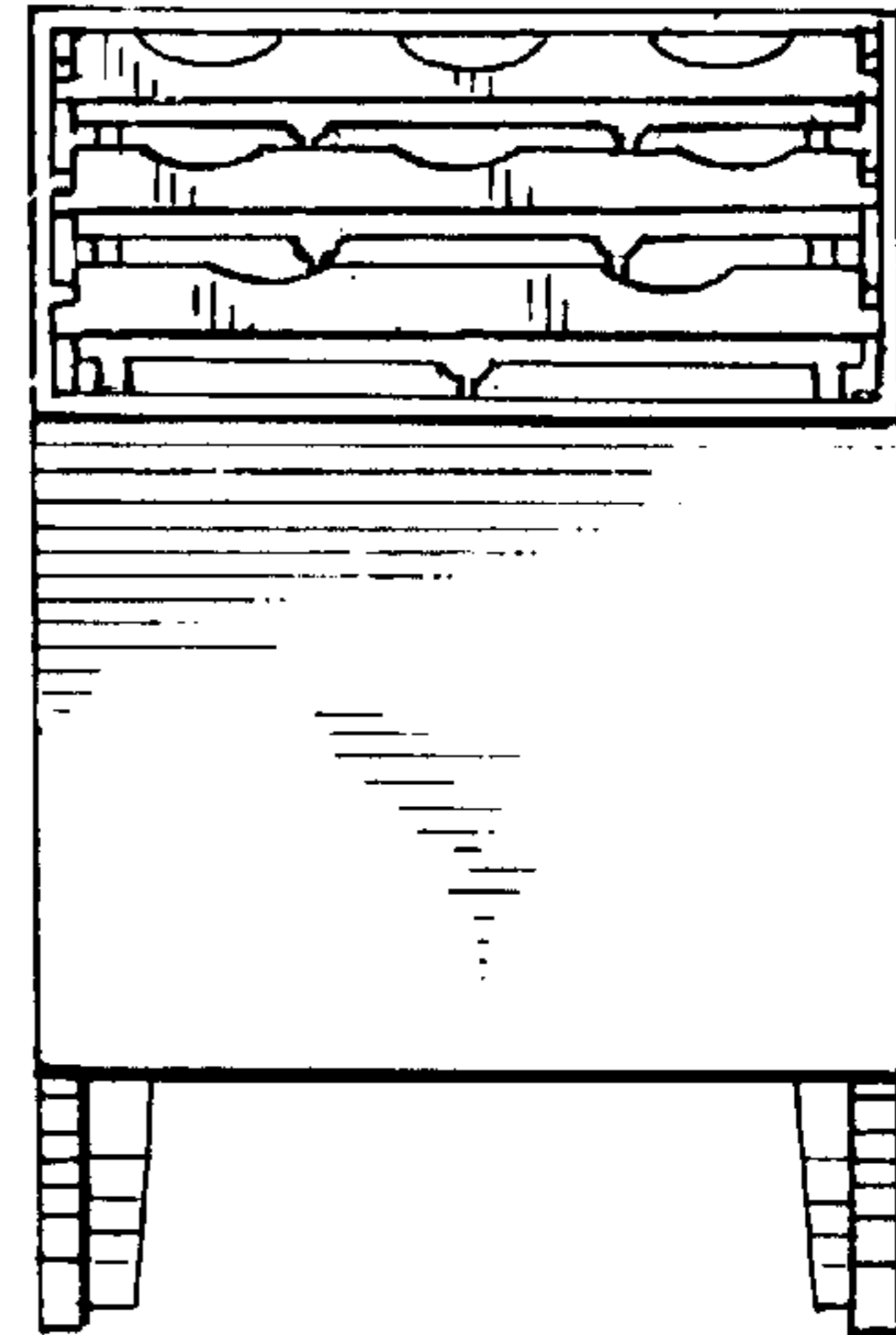


FIG. 6

