



US00D452370B1

(12) **United States Design Patent**  
**La Greca**

(10) **Patent No.:** **US D452,370 S**

(45) **Date of Patent:** **\*\* Dec. 25, 2001**

(54) **CASE FOR STATIONERY**

3,187,723 \* 6/1965 Kihara ..... D3/206  
3,314,531 \* 4/1967 Cheris et al. .... 229/110

(75) Inventor: **Gaetano La Greca**, Limbiate (IT)

\* cited by examiner

(73) Assignee: **Giochi Preziosi S.p.A.**, Milan (IT)

*Primary Examiner*—Louis S. Zarfes

(\*\*) Term: **14 Years**

*Assistant Examiner*—Monica A. Weingart

(21) Appl. No.: **29/123,241**

(74) *Attorney, Agent, or Firm*—Michael Best & Friedrich  
LLC; Laff, Whitesel & Saret, Ltd.; Charles A. Laff

(22) Filed: **May 15, 2000**

(57) **CLAIM**

(51) **LOC (7) Cl.** ..... **03-01**

The ornamental design for a case for stationery, as shown  
and described.

(52) **U.S. Cl.** ..... **D3/206; D19/75; D19/85**

(58) **Field of Search** ..... **D3/201, 206; D19/75,**  
**D19/81, 85; 229/108, 110; 206/581**

**DESCRIPTION**

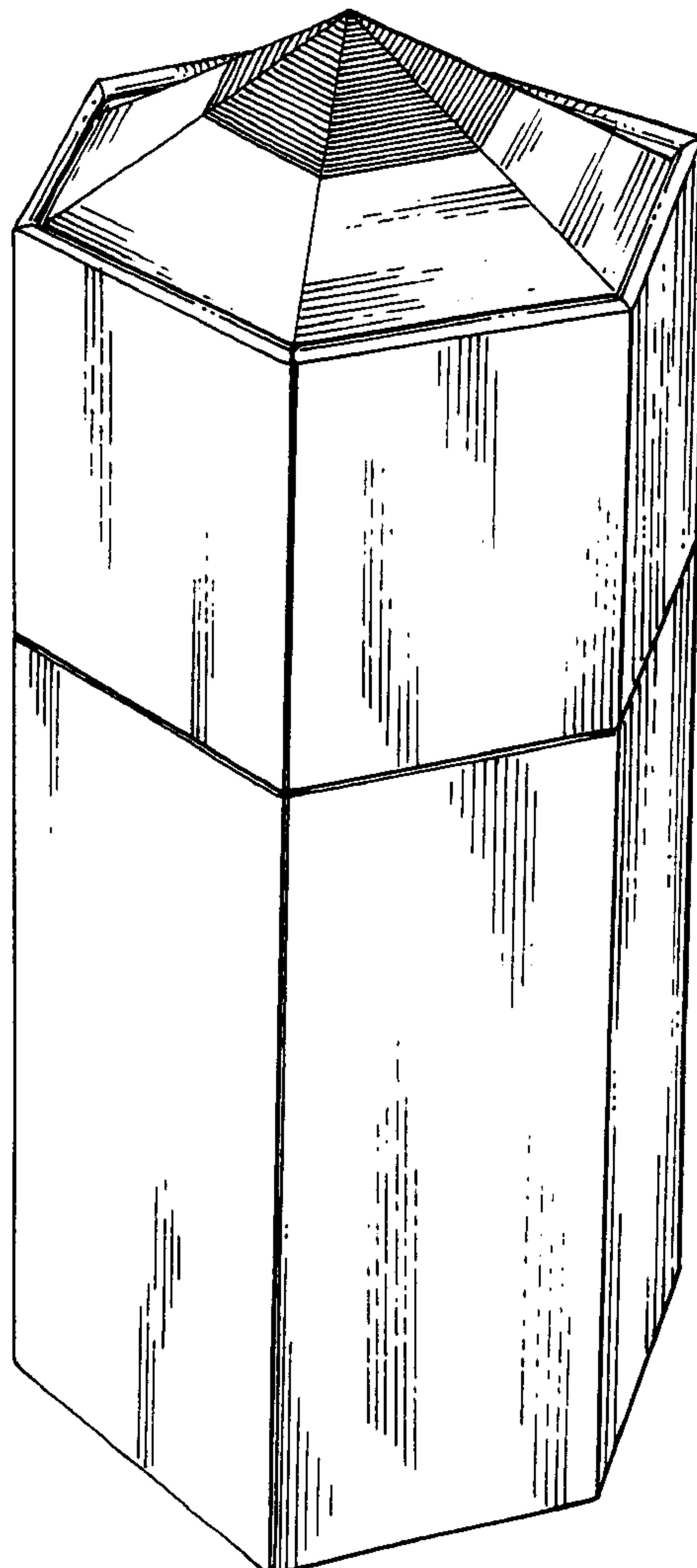
(56) **References Cited**

**U.S. PATENT DOCUMENTS**

D. 370,337 \* 6/1996 Hodson ..... D3/201  
1,649,088 \* 11/1927 Tinsley ..... 229/108  
1,947,168 \* 2/1934 Potter ..... 229/110  
2,517,552 \* 8/1950 Field ..... 229/110

FIG. 1 is a perspective view of the case for stationery;  
FIG. 2 is a front elevation view of the case for stationery, the  
rear elevation view being identical;  
FIG. 3 is a top plan view of the case for stationery; and,  
FIG. 4 is a bottom plan view of the case for stationery.

**1 Claim, 3 Drawing Sheets**



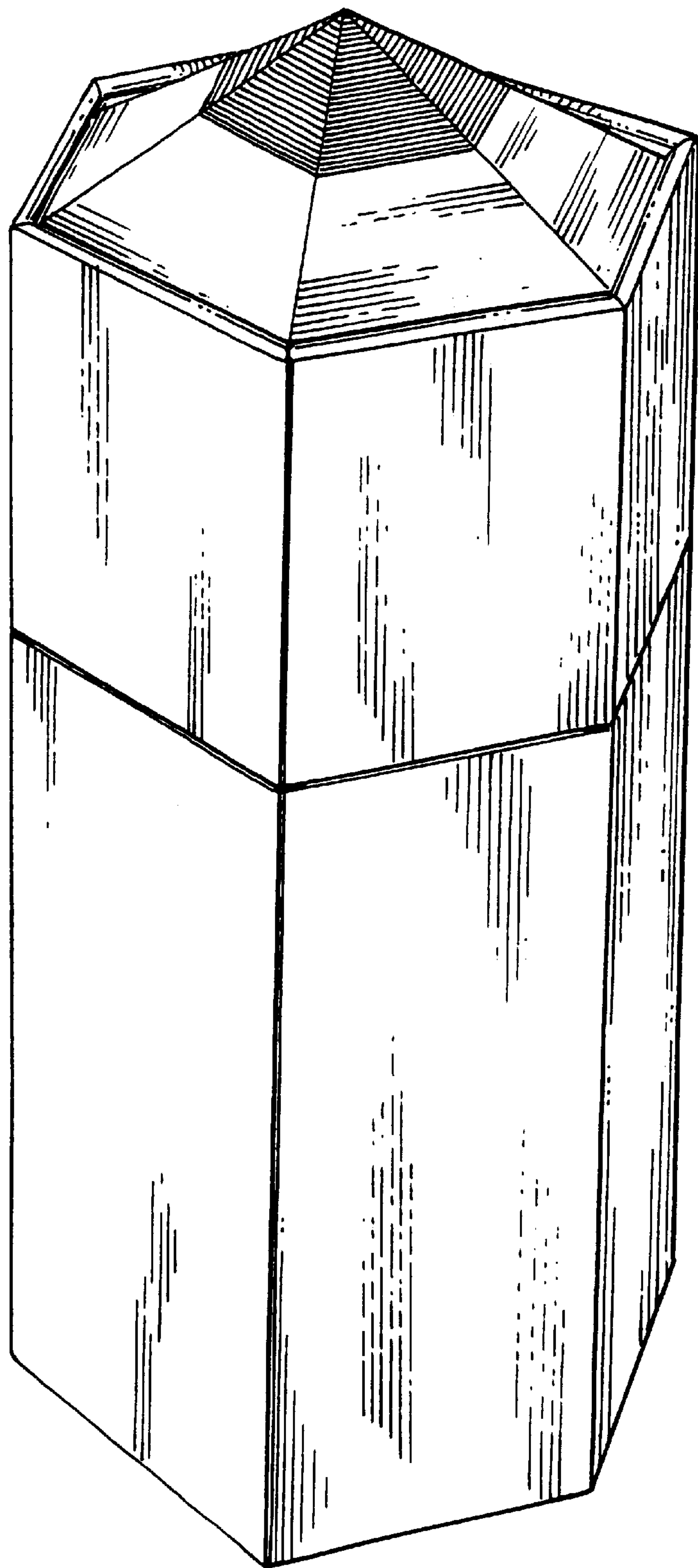


FIG. 1




FIG. 2

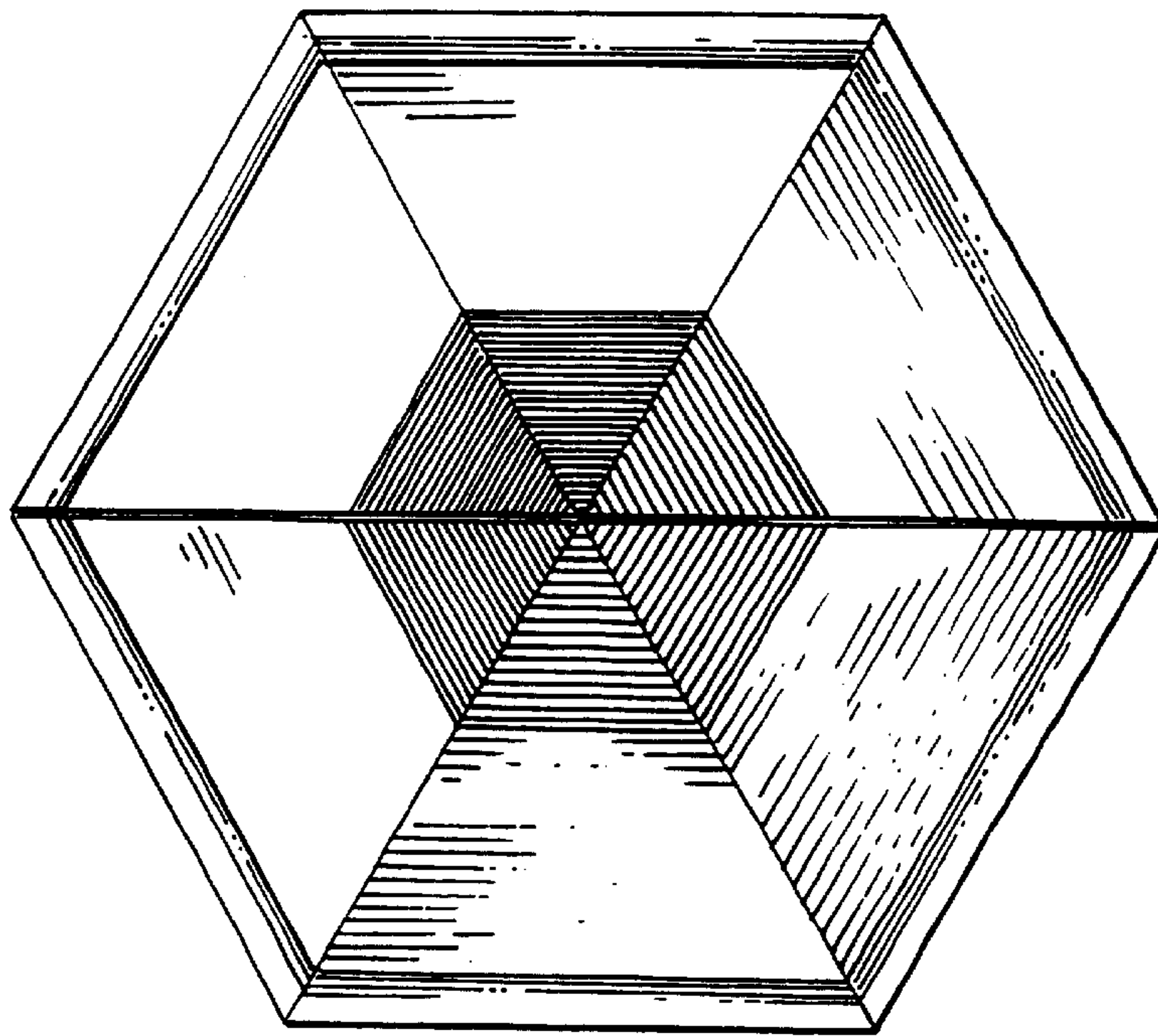


FIG. 3

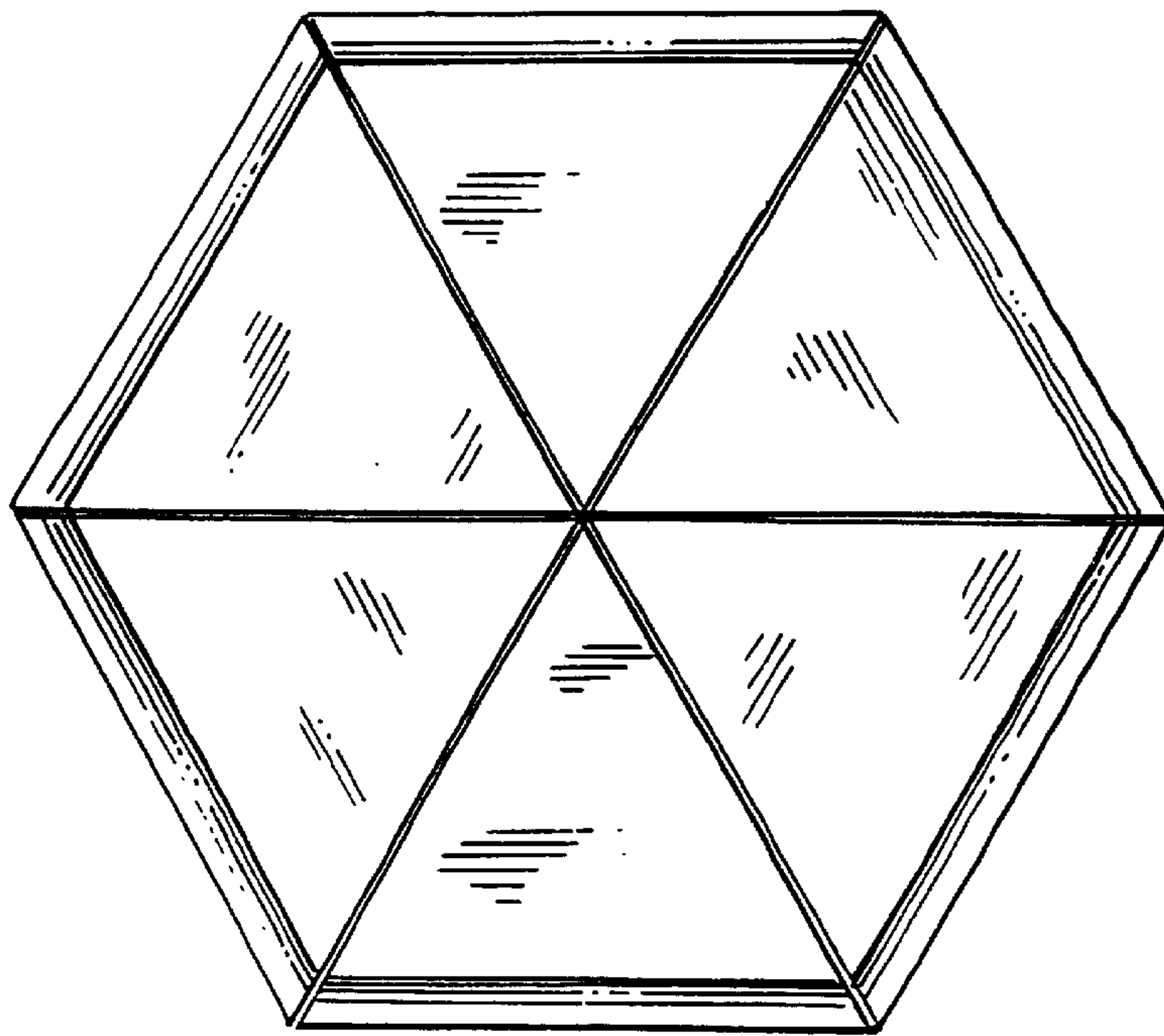


FIG. 4