



US00D452366B1

(12) **United States Design Patent**  
**Wilson**

(10) **Patent No.:** **US D452,366 S**

(45) **Date of Patent:** **\*\* Dec. 25, 2001**

(54) **SHOE UPPER**

(75) **Inventor:** **Ralph Davis Wilson**, Torrance, CA  
(US)

(73) **Assignee:** **Skechers U.S.A., Inc. II**, Manhattan  
Beach, CA (US)

(\*\*) **Term:** **14 Years**

(21) **Appl. No.:** **29/134,561**

(22) **Filed:** **Dec. 21, 2000**

**Related U.S. Application Data**

(62) Division of application No. 29/127,972, filed on Aug. 15,  
2000, now Pat. No. Des. 441,417.

(51) **LOC (7) Cl.** ..... **02-04**

(52) **U.S. Cl.** ..... **D2/969; D2/916; D2/919;**  
D2/927

(58) **Field of Search** ..... D2/897-900, 916-920,  
D2/922-924, 929-933, 947-961, 969, 971;  
36/7.3, 7.5, 11.5, 50.1, 45

(56) **References Cited**

**U.S. PATENT DOCUMENTS**

D. 401,049 \* 11/1998 Greenberg ..... D2/969

D. 421,829 \* 3/2000 Bray et al. .... D2/919  
D. 425,291 \* 5/2000 Matis ..... D2/969  
D. 442,771 \* 5/2001 Haas ..... D2/969

\* cited by examiner

*Primary Examiner*—Louis S. Zarfaz

*Assistant Examiner*—Gregory Andoll

(74) *Attorney, Agent, or Firm*—Marshall A. Lerner, Esq.;  
Bradford E. Mattes, Esq.; Kleinberg & Lerner, LLP

(57) **CLAIM**

The ornamental design for a shoe upper, as shown and  
described.

**DESCRIPTION**

FIG. 1 is a perspective view;


FIG. 2 is a top plan view;


FIG. 3 is a left side elevational view with the right side being  
identical; and,

FIG. 4 is a rear elevational view.

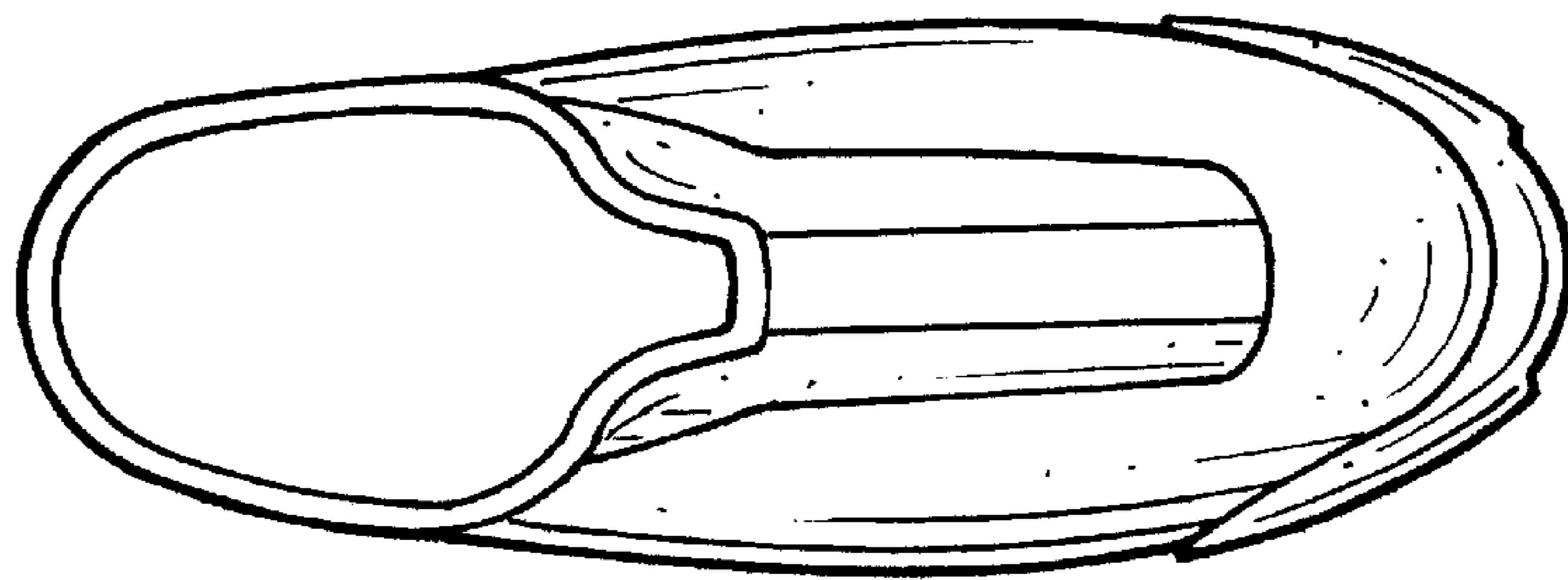
The broken line showing the sole in the figures is for  
illustrative purposes only and forms no part of the claimed  
design.

**1 Claim, 1 Drawing Sheet**

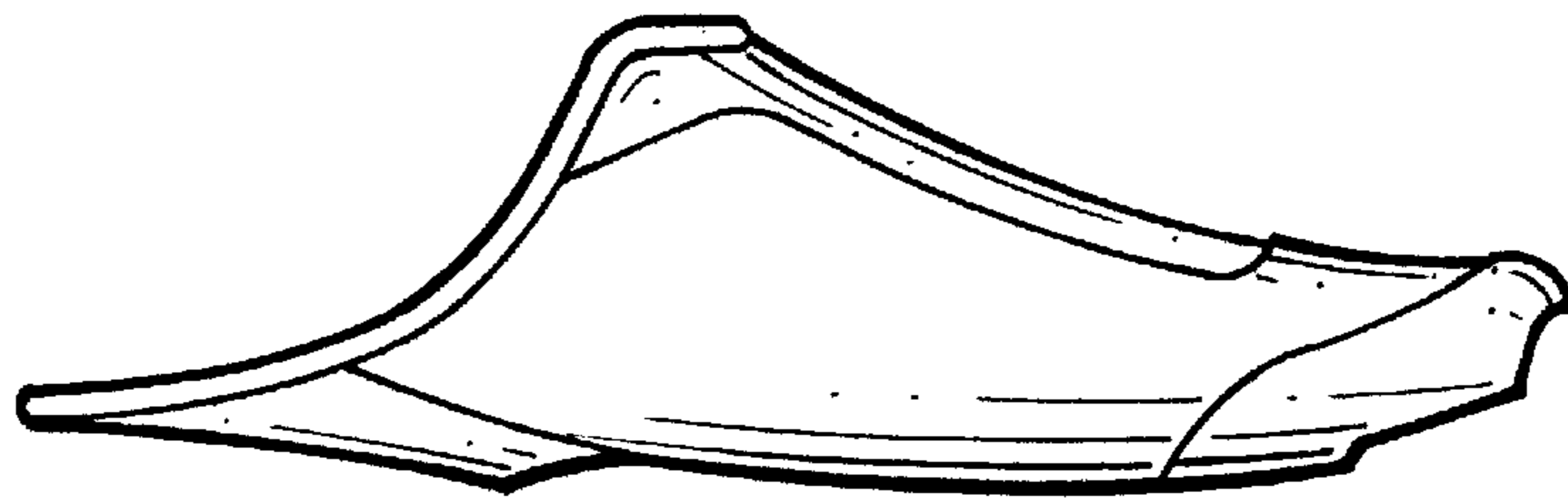




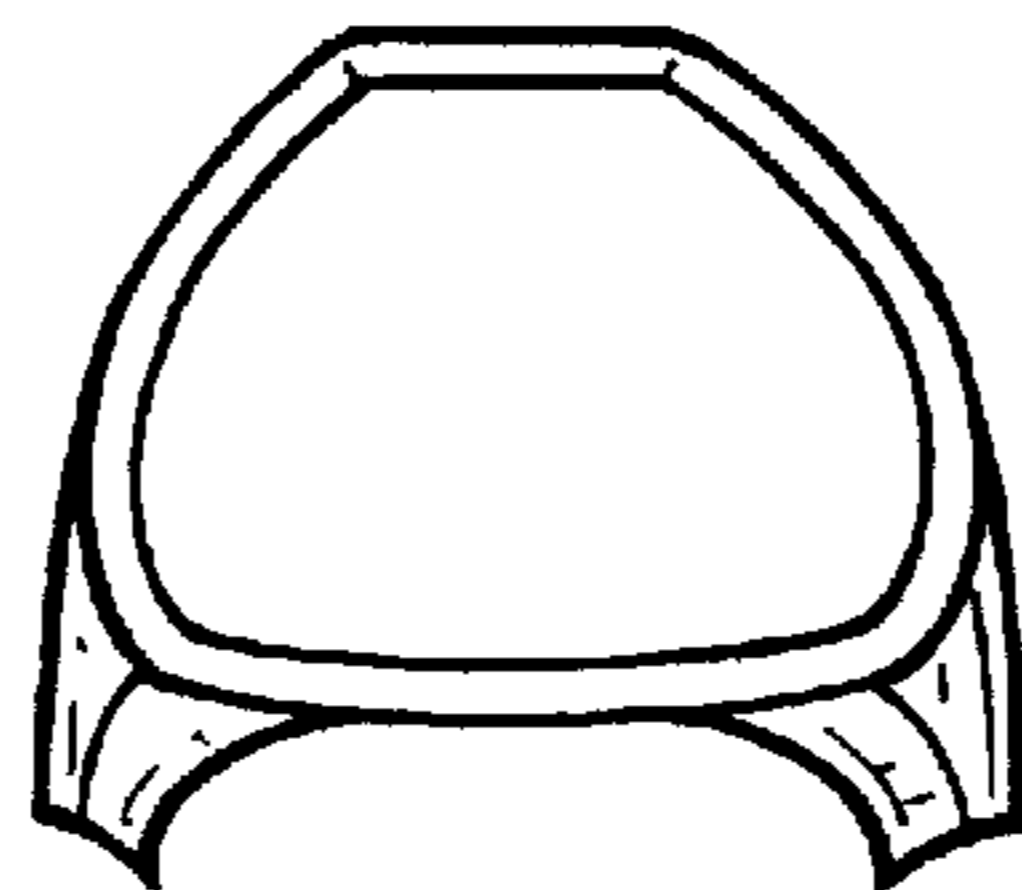
*Fig. 1.*



*Fig. 2.*



*Fig. 3.*



*Fig. 4.*