



US00D452363B1

(12) **United States Design Patent**
Mansour

(10) **Patent No.:** **US D452,363 S**

(45) **Date of Patent:** **** *Dec. 25, 2001**

(54) **SANDAL**

D. 217,083 * 4/1970 Englebert D2/917
D. 271,155 * 11/1983 Mansour D2/916

(76) **Inventor:** **Mansour G. Mansour**, 60-A N.
Seventh St., Easton, PA (US) 18042

* cited by examiner

(*) **Notice:** This patent is subject to a terminal disclaimer.

Primary Examiner—Louis S. Zarfes
Assistant Examiner—Gregory Andoll
(74) *Attorney, Agent, or Firm*—Sanford J. Pilch

(**) **Term:** **14 Years**

(57) **CLAIM**

(21) **Appl. No.:** **29/096,774**

I claim the ornamental design for a sandal, as shown and described.

(22) **Filed:** **Nov. 19, 1998**

DESCRIPTION

(51) **LOC (7) Cl.** **02-04**

FIG. 1 is a top view of the sandal or similar article showing my new design.

(52) **U.S. Cl.** **D2/916**

FIG. 2 is a right side view thereof.

(58) **Field of Search** D2/916, 917, 918,
D2/919, 929, 969; 36/11.5

FIG. 3 is a left side view thereof; and,

FIG. 4 is a front view thereof.

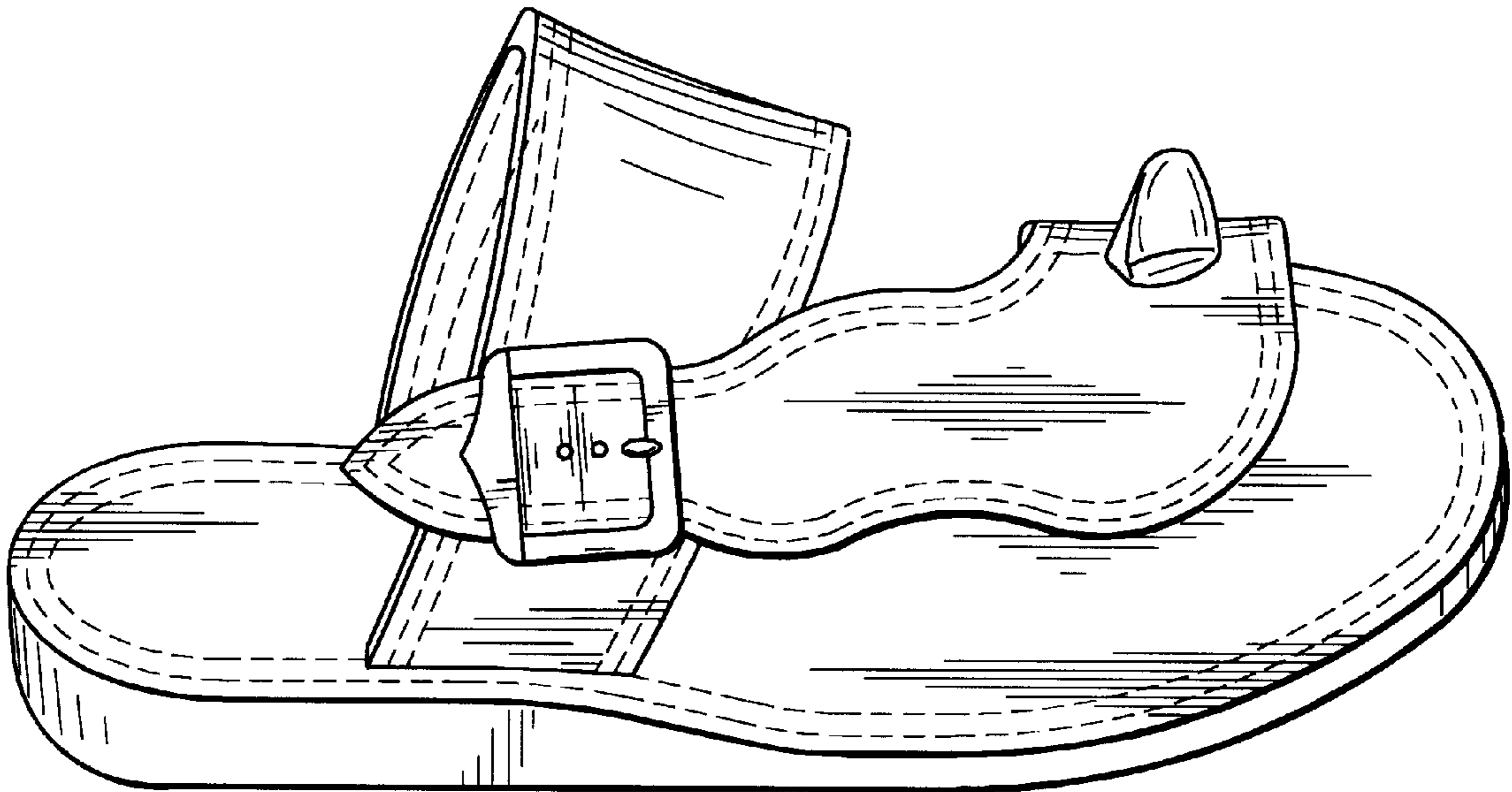
(56) **References Cited**

The surfaces of the sandal that are not shown form no part of the claimed design.

U.S. PATENT DOCUMENTS

D. 169,015 * 3/1953 Sbicca D2/917

1 Claim, 2 Drawing Sheets



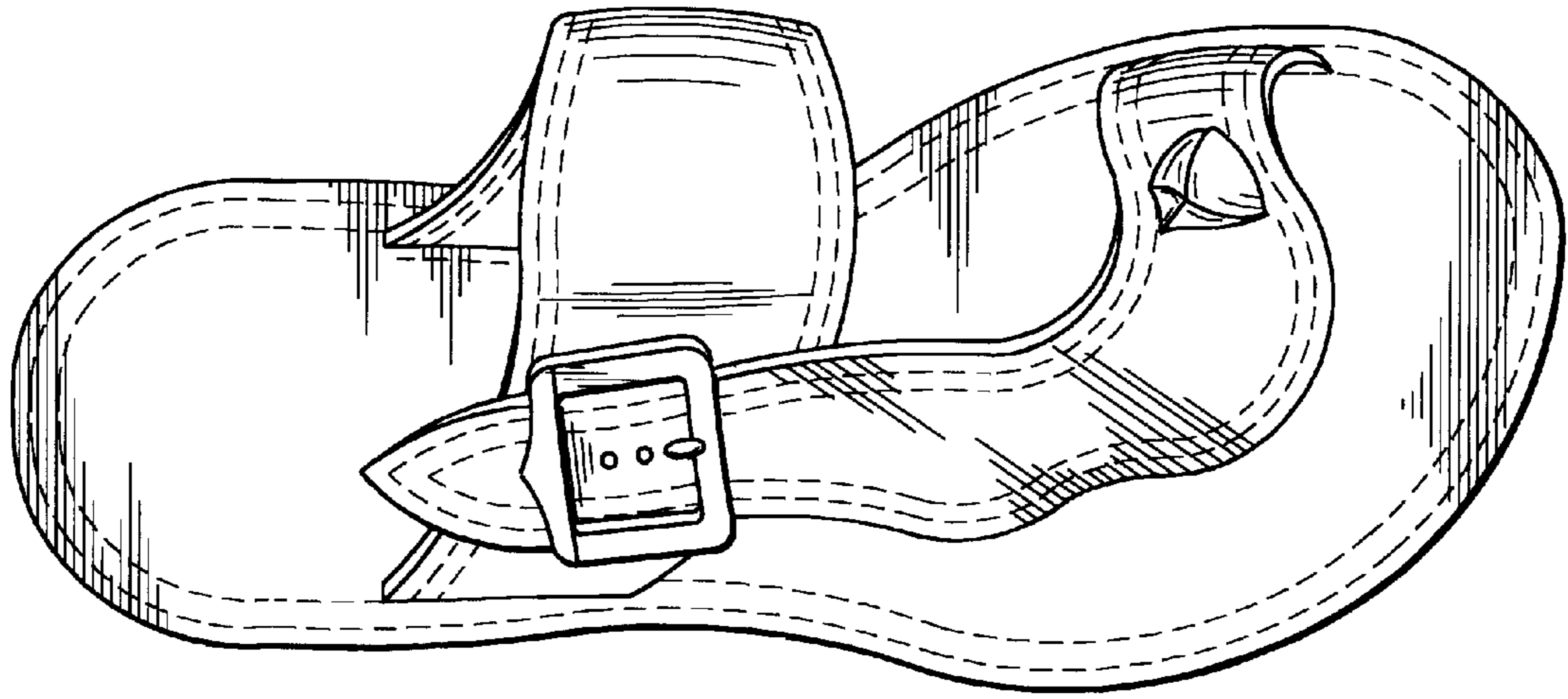


Fig. 1

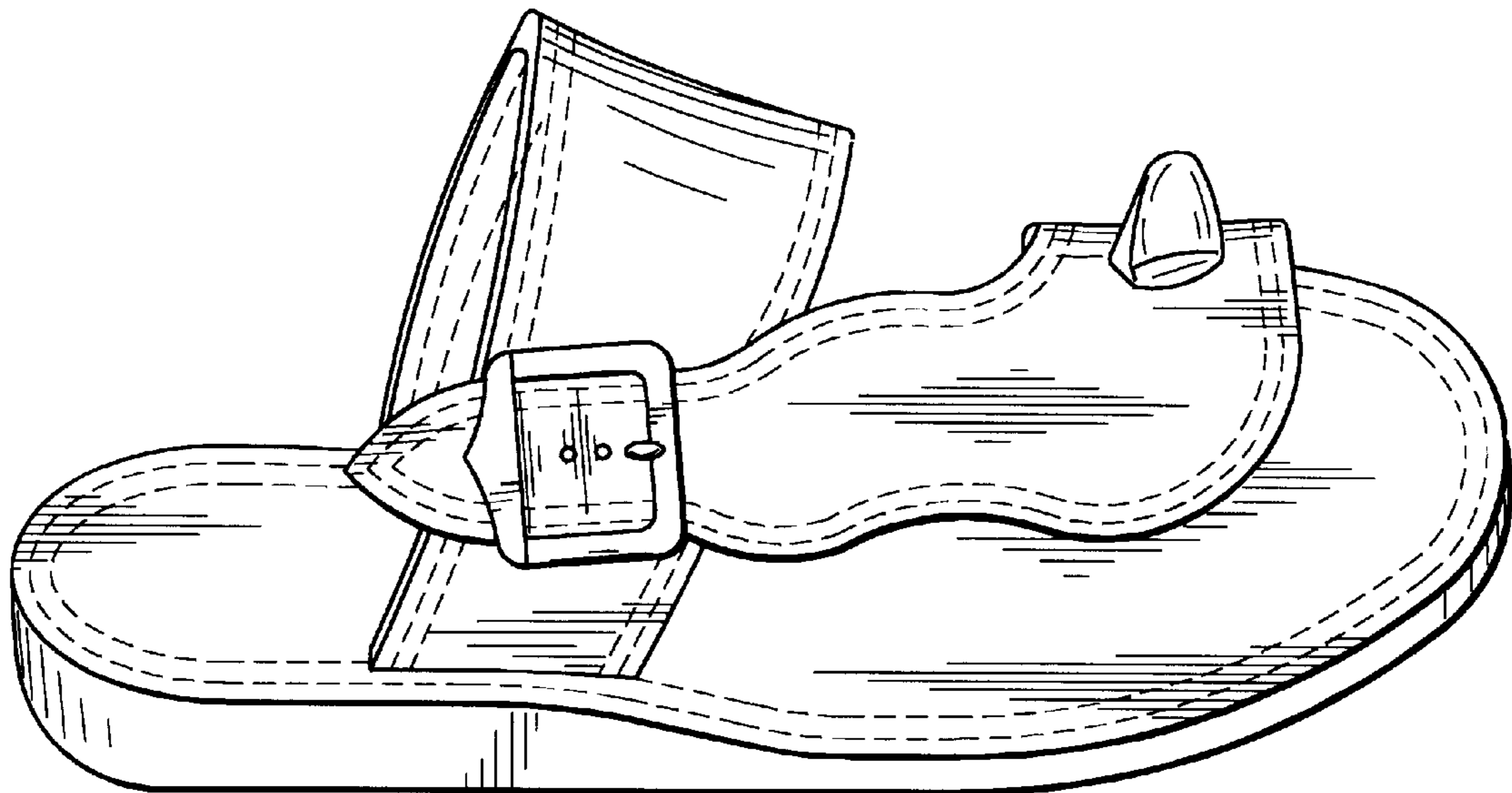


Fig. 2




Fig. 3




Fig. 4