



US00D452350B1

(12) **United States Design Patent**
Huang

(10) **Patent No.:** **US D452,350 S**

(45) **Date of Patent:** **** Dec. 18, 2001**

(54) **EYE SHALLOW CASE**

D. 427,074 * 6/2000 Harkness D9/336 X

(76) Inventor: **Mei-Yun Huang**, 58, Ma Yuan West St., Taichung (TW)

FOREIGN PATENT DOCUMENTS

M 92 06 269 * 4/1993 (DE) 28/3

(**) Term: **14 Years**

* cited by examiner

(21) Appl. No.: **29/127,795**

Primary Examiner—Ted Shooman

Assistant Examiner—C Tuttle

(22) Filed: **Aug. 9, 2000**

(57) **CLAIM**

(51) **LOC (7) Cl.** **28-03**

(52) **U.S. Cl.** **D28/76; D28/85; D28/87**

(58) **Field of Search** D28/7, 76, 77,
D28/85-91; D9/529, 336; 132/317, 318,
320, 218; 206/385; 401/88, 89, 98

The ornamental design for a eye shallow case, as shown and described.

DESCRIPTION

(56) **References Cited**

FIG. 1 is a perspective view of a eye shallow case showing my new design;

FIG. 2 is a front elevational view thereof;

FIG. 3 is a rear elevational view thereof;

FIG. 4 is a left side elevational view thereof.

FIG. 5 is a right side elevational view thereof;

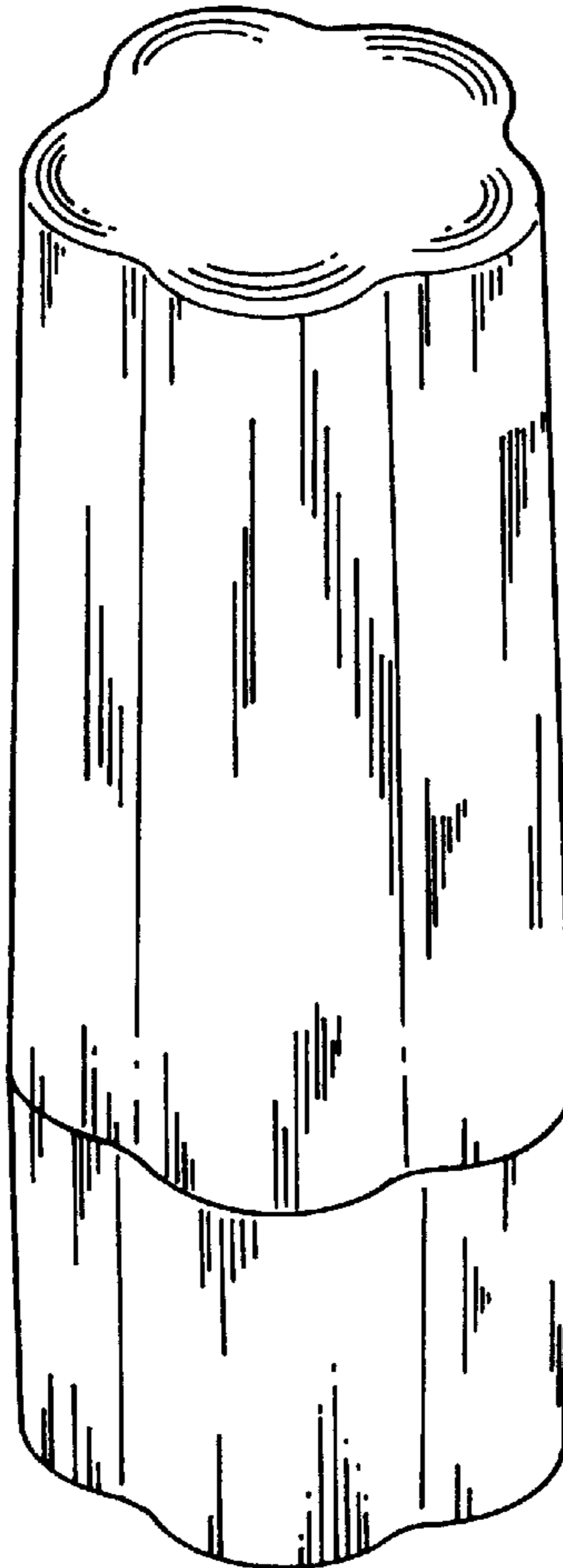
FIG. 6 is a top plan view thereof; and,

FIG. 7 is a bottom plan view thereof.

U.S. PATENT DOCUMENTS

- D. 78,591 * 5/1929 Sierad D9/529
- D. 94,540 * 2/1935 Clarkson D28/76
- D. 114,887 * 5/1939 Younghusband D28/85
- D. 252,161 * 6/1979 Flower D28/87
- D. 280,032 * 8/1985 Holloway D28/89
- D. 346,675 * 5/1994 Lang et al. D28/76
- D. 370,307 * 5/1996 Chen D28/79

1 Claim, 4 Drawing Sheets



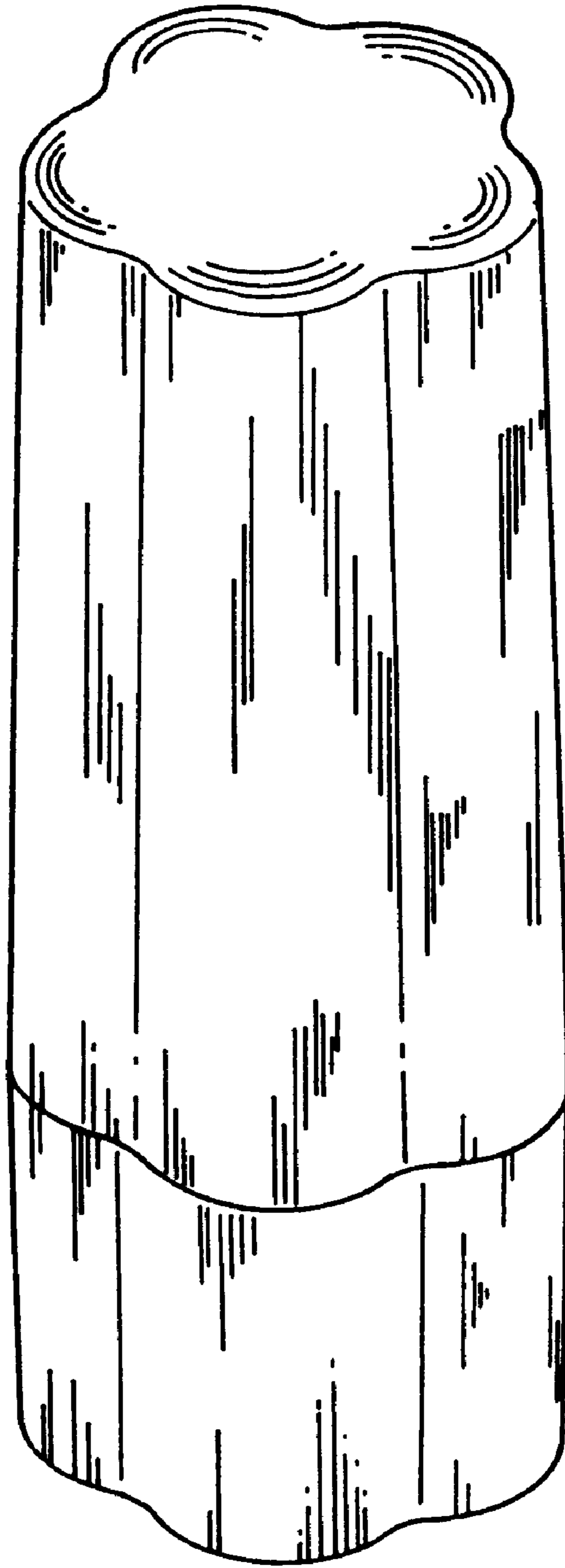


FIG. 1

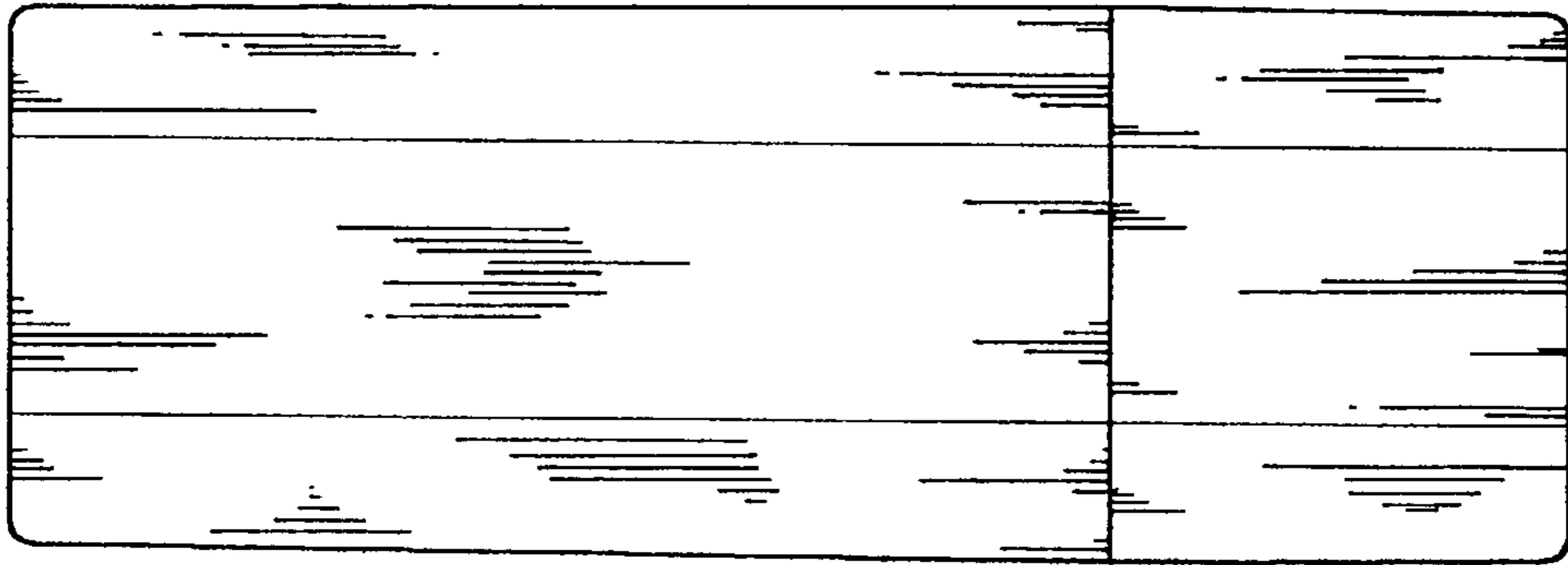


FIG. 3




FIG. 2




FIG. 5

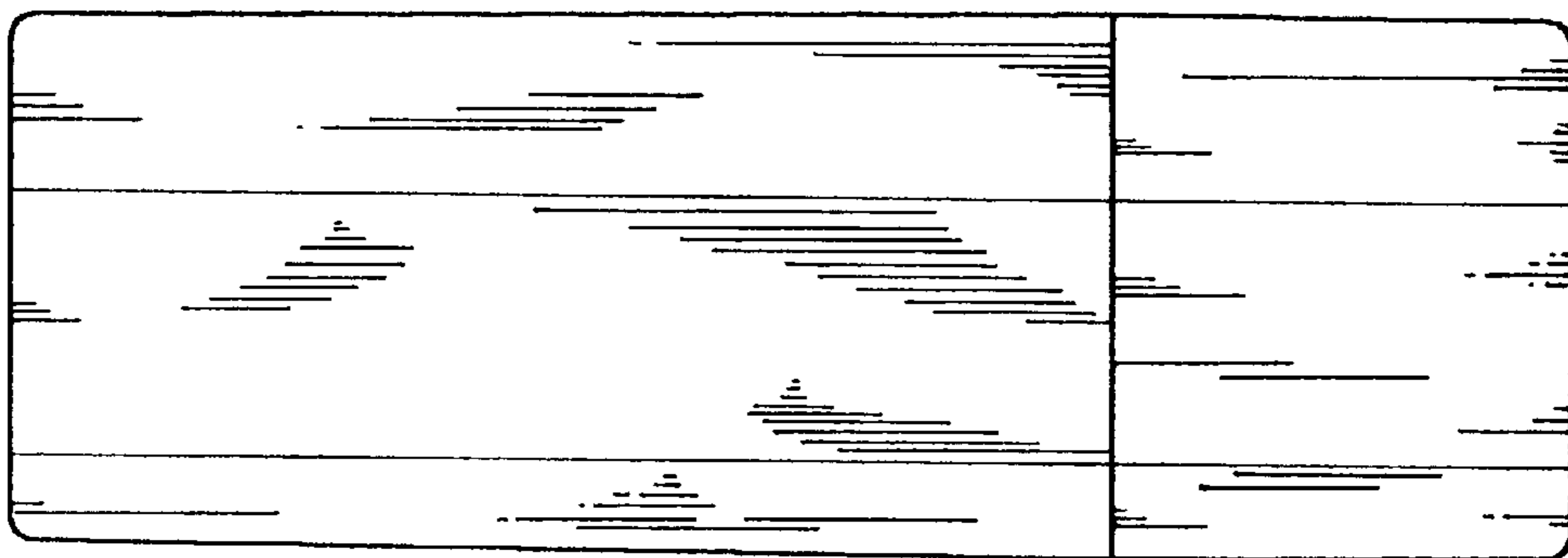


FIG. 4




FIG. 6

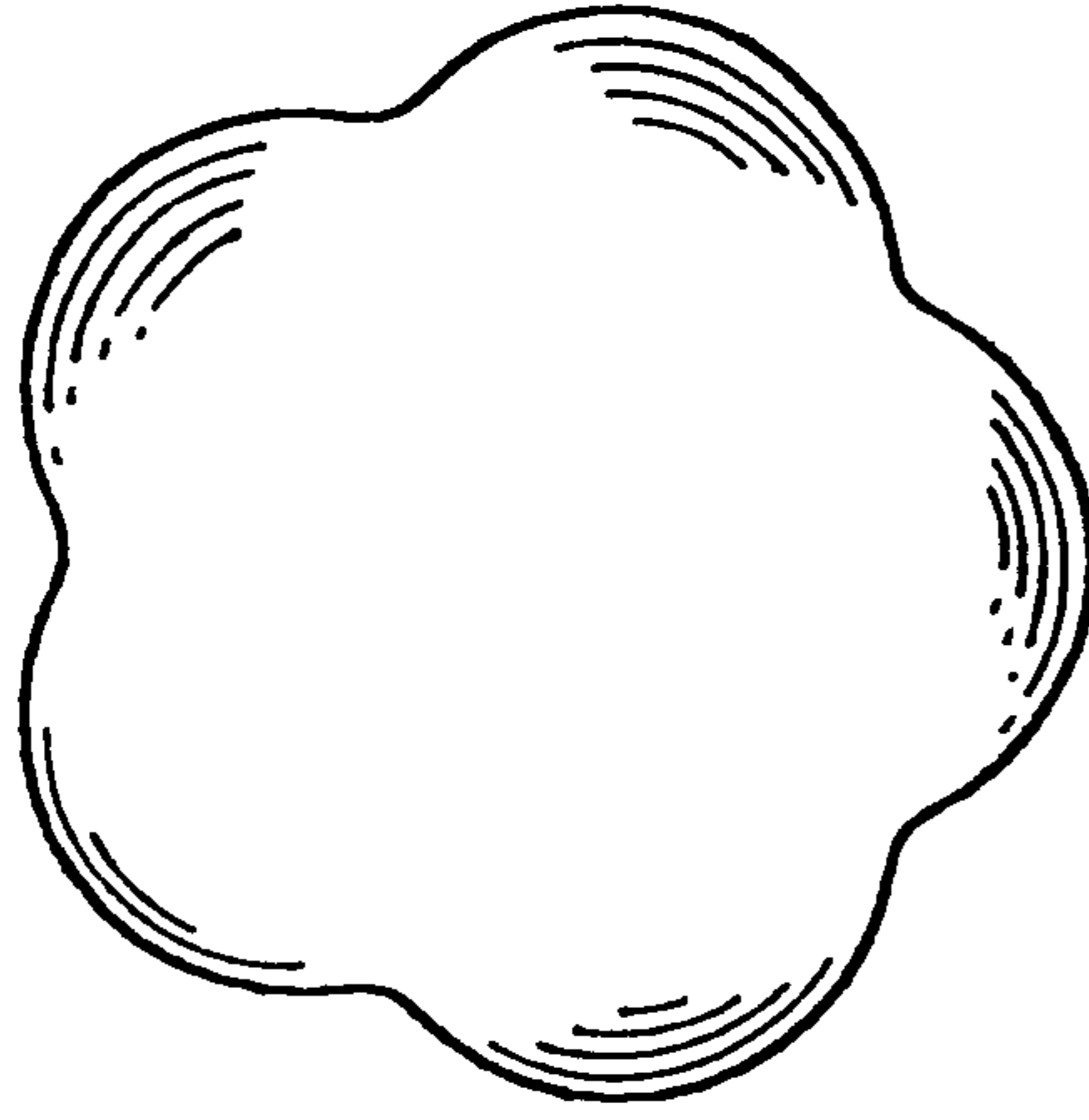


FIG. 7