



US00D452347B1

(12) **United States Design Patent**
Stachowski

(10) **Patent No.:** **US D452,347 S**

(45) **Date of Patent:** **** Dec. 18, 2001**

(54) **HAIR PARTING DEVICE**

(76) Inventor: **Barbara Stachowski**, 11 El Gavilan,
Orinda, CA (US) 94563

(**) Term: **14 Years**

5,503,109	4/1996	Sporn	119/633
5,921,252	7/1999	Chubb	132/144
6,029,307	2/2000	Baudoin	15/145
6,062,231	5/2000	De Laforcade	132/145
6,070,596	6/2000	Altamore	132/224
6,082,307	7/2000	Landreneau	119/616

* cited by examiner

(21) Appl. No.: **29/137,465**

(22) Filed: **Feb. 20, 2001**

(51) **LOC (7) Cl.** **28-03**

(52) **U.S. Cl.** **D28/10**

(58) **Field of Search** D28/9, 10, 20,
D28/99, 30, 31; 132/200, 210, 212, 333

Primary Examiner—Ted Shooman

Assistant Examiner—C Tuttle

(74) *Attorney, Agent, or Firm*—Haverstock & Owens LLP

(57) **CLAIM**

The ornamental design for the hair parting device, as shown and described.

(56) **References Cited**

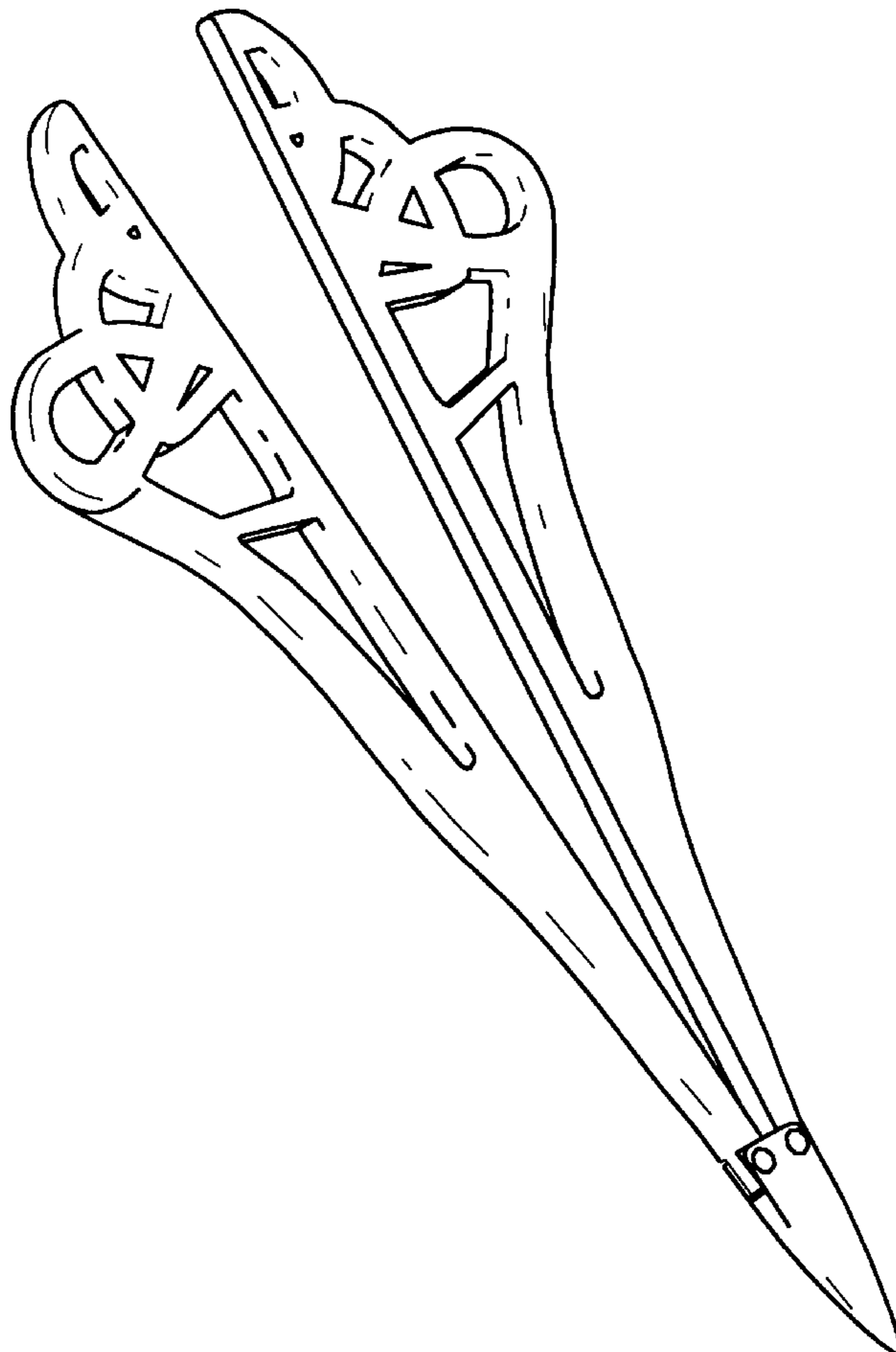
U.S. PATENT DOCUMENTS

D. 381,767	*	7/1997	Chang	D28/40
2,155,917	*	4/1939	Williamson	132/212
3,696,823		10/1972	Dannat	132/122
3,861,405		1/1975	Pellecchia	132/270
4,026,307	*	5/1977	Morrow	132/148
5,012,830		5/1991	Vaccaro et al.	132/213.1
5,107,869		4/1992	Henry	132/213.1
5,231,999		8/1993	Schroettner	132/137
5,348,030		9/1994	Hirzel	132/123
5,494,057		2/1996	Gianfranceso	132/214

DESCRIPTION

FIG. 1 is a front view of a hair parting device showing my new design with the hair parting device in an open position; FIG. 2 is a side view thereof; FIG. 3 is a top view showing the design in the closed position; FIG. 4 is a bottom view of FIG. 3; FIG. 5 is a back view of FIG. 3; and, FIG. 6 is an inverted perspective view of FIG. 1.

1 Claim, 4 Drawing Sheets



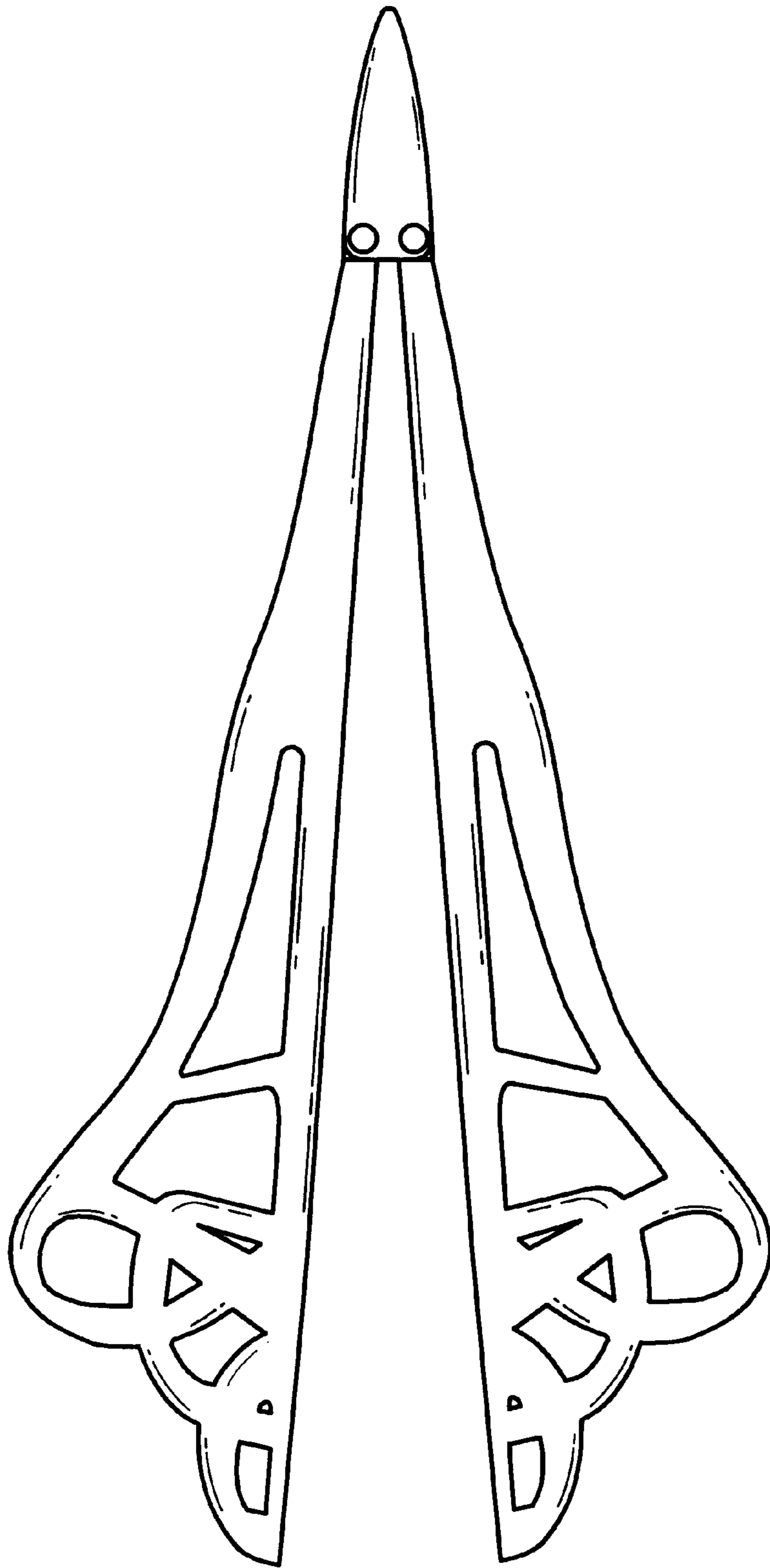


Fig. 1



Fig. 2



Fig. 3



Fig. 4

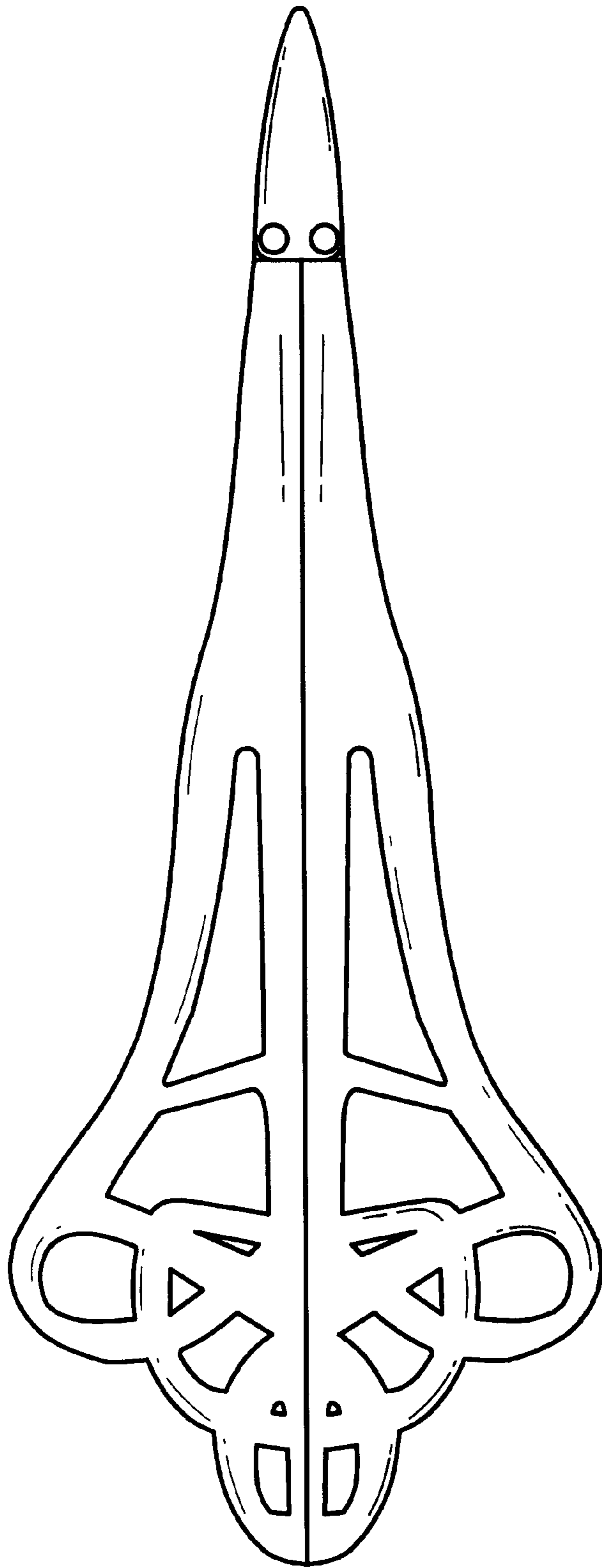


Fig. 5

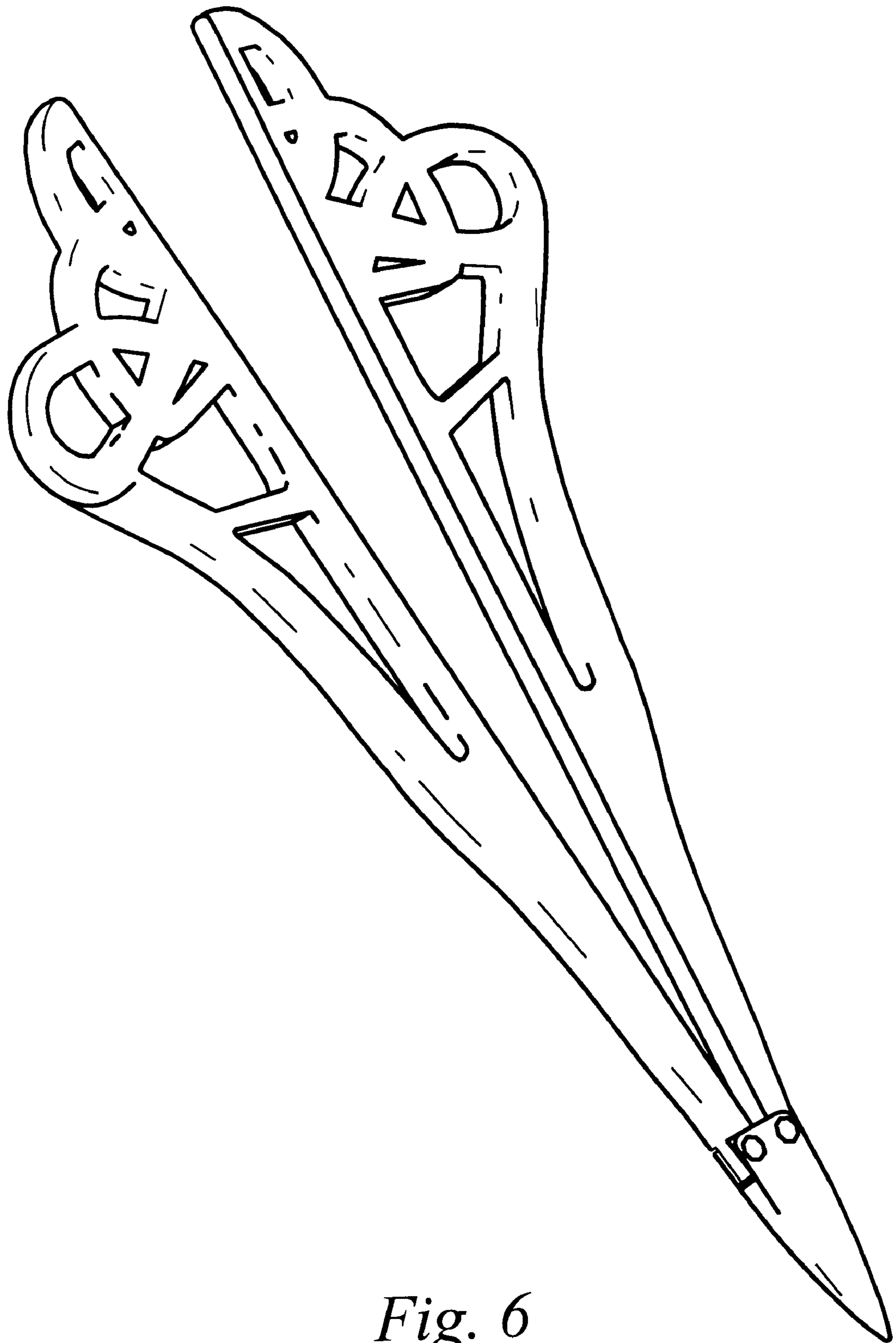


Fig. 6