



US00D452325B1

(12) **United States Design Patent**  
**Henderson**

(10) **Patent No.:** **US D452,325 S**

(45) **Date of Patent:** **\*\* Dec. 18, 2001**

(54) **ORTHOPAEDIC CASTING BLANK**

5,082,746 \* 1/1992 Forward et al. .... 428/582

5,891,545 \* 4/1999 Delude ..... 428/78

6,042,557 \* 3/2000 Ferguson et al. .... 602/6

(75) Inventor: **Wendy Henderson**, Ventura, CA (US)

(73) Assignee: **Royce Medical Company**, Camarillo, CA (US)

\* cited by examiner

(\*\*) Term: **14 Years**

*Primary Examiner*—Stella Reid

(74) *Attorney, Agent, or Firm*—Oppenheimer Wolff & Donnelly, LLP

(21) Appl. No.: **29/139,807**

(57) **CLAIM**

(22) Filed: **Apr. 5, 2001**

The ornamental design for an orthopaedic casting blank, as shown and described.

(51) **LOC (7) Cl.** ..... **24-04**

(52) **U.S. Cl.** ..... **D24/190**

(58) **Field of Search** ..... D24/190, 191, D24/192, 124; 602/3, 60, 62, 41; 604/358, 385.01; 607/96, 108, 109–111; 428/577

**DESCRIPTION**

FIG. 1 is a plan view of an orthopaedic casting blank, showing my new design;

FIG. 2 is a left side view thereof, with the right side view being the mirror image thereof;

FIG. 3 is a top end view thereof; and,

FIG. 4 is a bottom end view thereof.

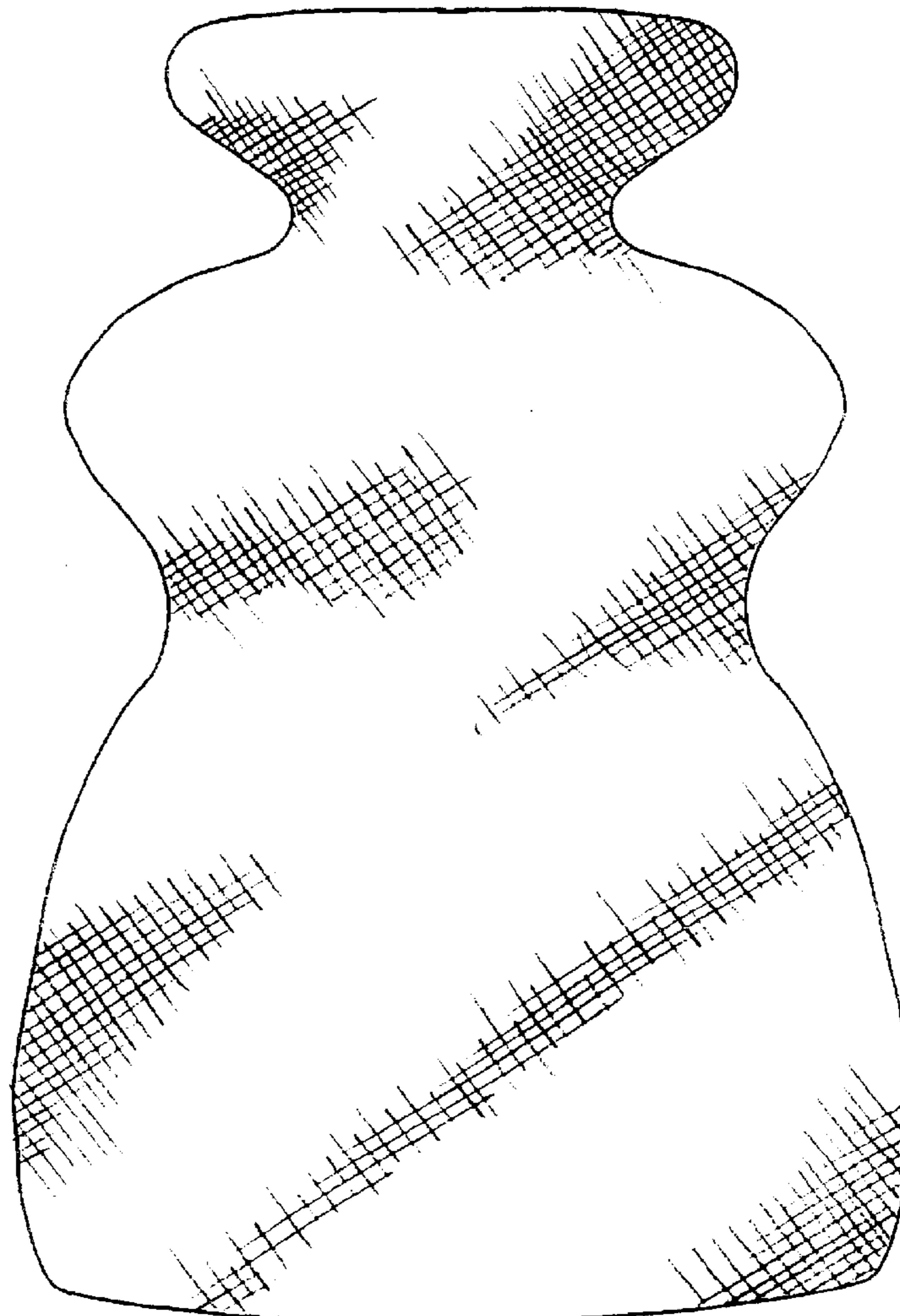
(56) **References Cited**

**U.S. PATENT DOCUMENTS**

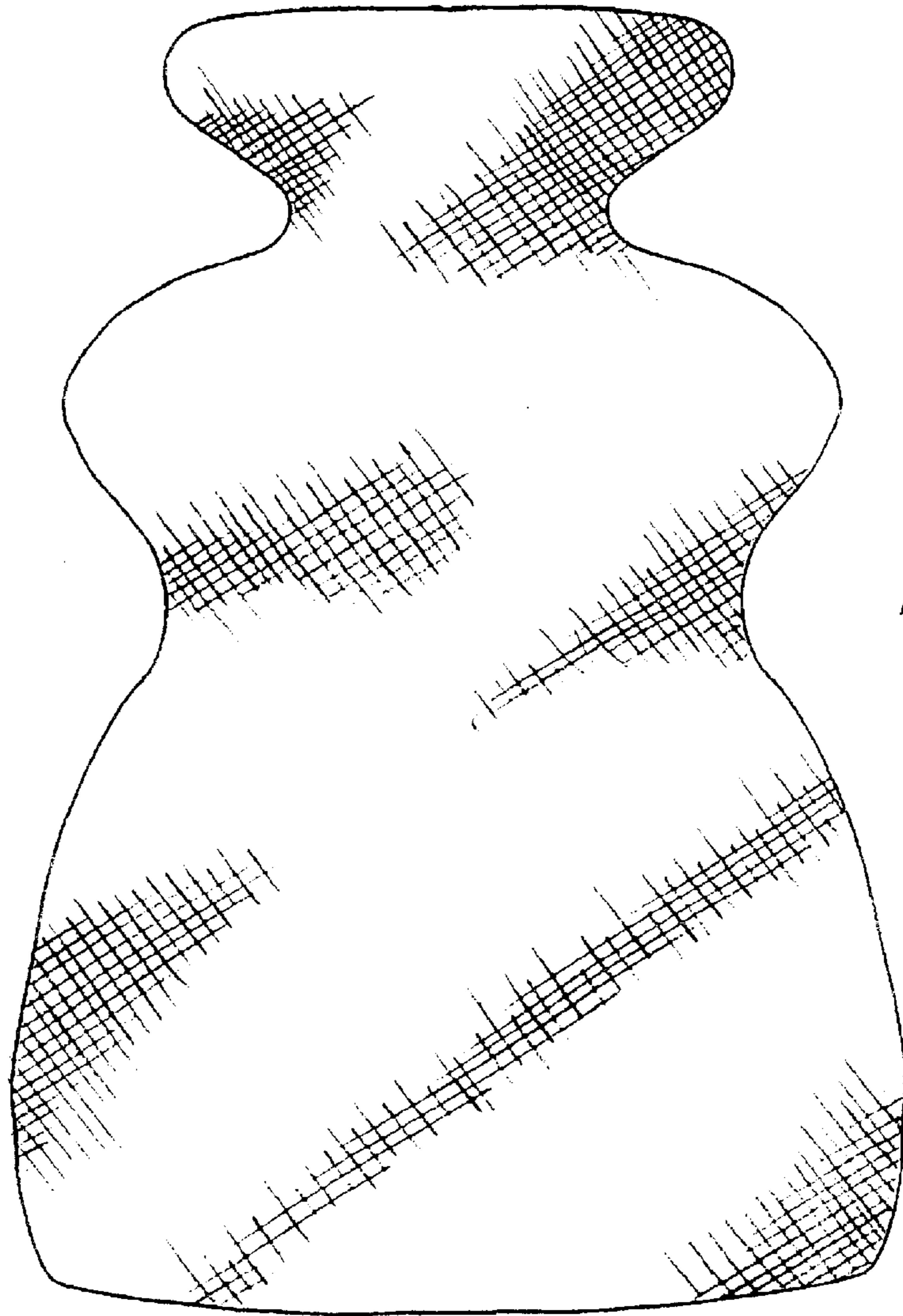

D. 378,700 \* 4/1997 Taylor et al. .... D24/124

D. 439,331 \* 3/2001 Mitchell ..... D24/125

**1 Claim, 1 Drawing Sheet**

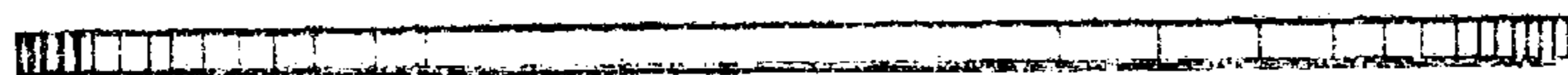


*FIG. 3*



*FIG. 1*

*FIG. 2*



*FIG. 4*