



US00D452300B1

(12) **United States Design Patent**  
**Jones**

(10) **Patent No.:** **US D452,300 S**

(45) **Date of Patent:** **\*\* Dec. 18, 2001**

(54) **SINK**

(75) **Inventor:** **Sherry Lynn Jones, Pataskala, OH (US)**

(73) **Assignee:** **American Standard International Inc., New York, NY (US)**

(\*\*) **Term:** **14 Years**

(21) **Appl. No.:** **29/121,327**

(22) **Filed:** **Apr. 4, 2000**

(51) **LOC (7) Cl.** ..... **23-02**

(52) **U.S. Cl.** ..... **D23/284**

(58) **Field of Search** ..... D23/270-274,  
D23/284-291, 293.1, 303, 308; 4/619, 630-632,  
639, 640, 643, 650, 656, 660

(56) **References Cited**

**U.S. PATENT DOCUMENTS**

- D. 226,911 \* 5/1973 Granger ..... D23/284
- D. 288,353 \* 2/1987 Smith ..... D23/285
- D. 319,682 \* 9/1991 Sharp et al. .... D23/285 X
- D. 347,053 \* 5/1994 Reid ..... D23/285
- D. 375,543 \* 11/1996 Wagner ..... D23/285
- D. 401,677 \* 11/1998 Garza ..... D23/284

- D. 422,346 \* 4/2000 Svendsen ..... D23/285
- D. 424,665 \* 5/2000 Svendsen ..... D23/285
- D. 430,275 \* 8/2000 Slothower ..... D23/284

**OTHER PUBLICATIONS**

Kohler "New Products 2000" Catalog, Cover illustration.\*

\* cited by examiner

*Primary Examiner*—Louis S. Zarfes

*Assistant Examiner*—Robert A Delehanty

(57) **CLAIM**

The ornamental design for a sink, as shown and described.

**DESCRIPTION**

FIG. 1 is a perspective view of a sink showing my new design;

FIG. 2 is a top plan view thereof;

FIG. 3 is a front elevational view thereof;

FIG. 4 is a left side elevational view thereof;

FIG. 5 is a right side elevational view thereof; and,

FIG. 6 is a rear elevational view thereof.

The broken line showing of faucet holes and a drain hole is for illustrative purposes only and forms no part of the claimed design.

**1 Claim, 5 Drawing Sheets**

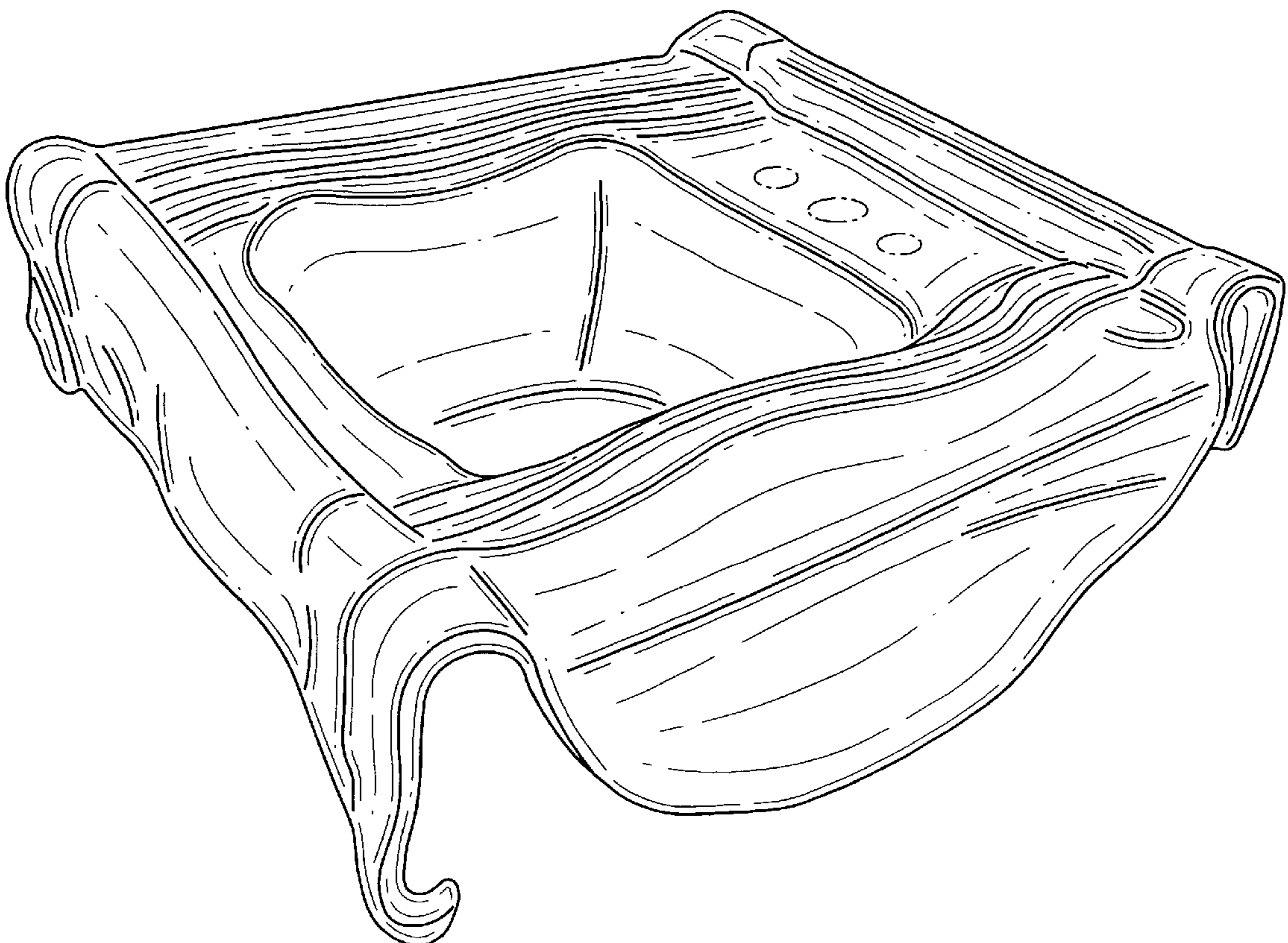
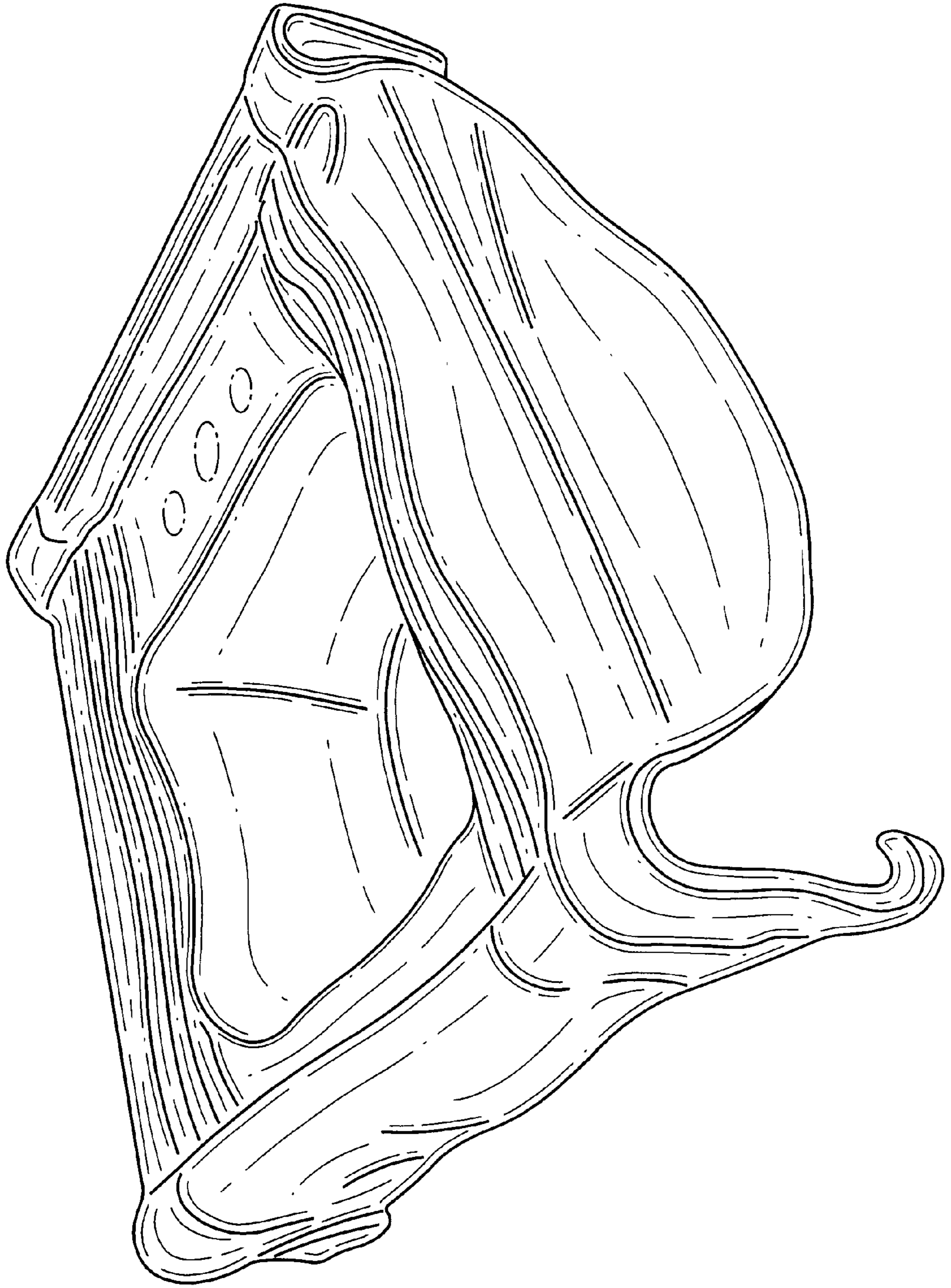


FIG. 1




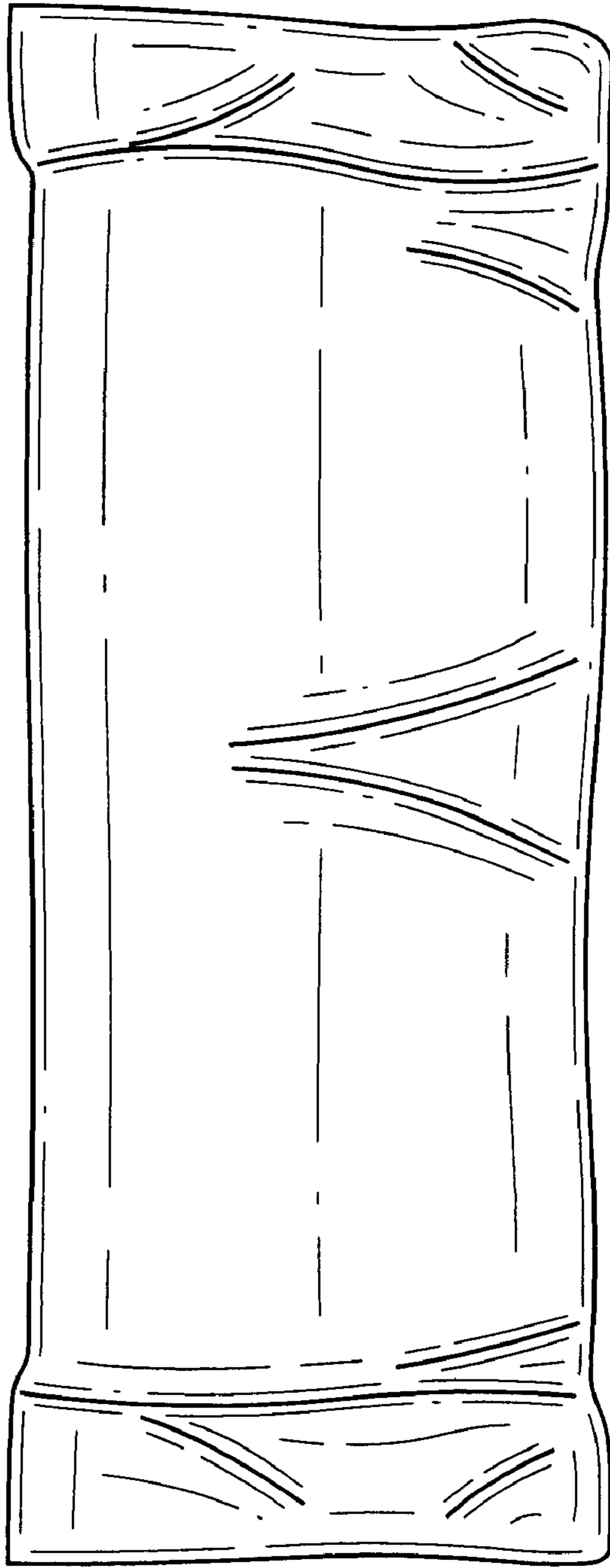


FIG. 2

FIG. 3



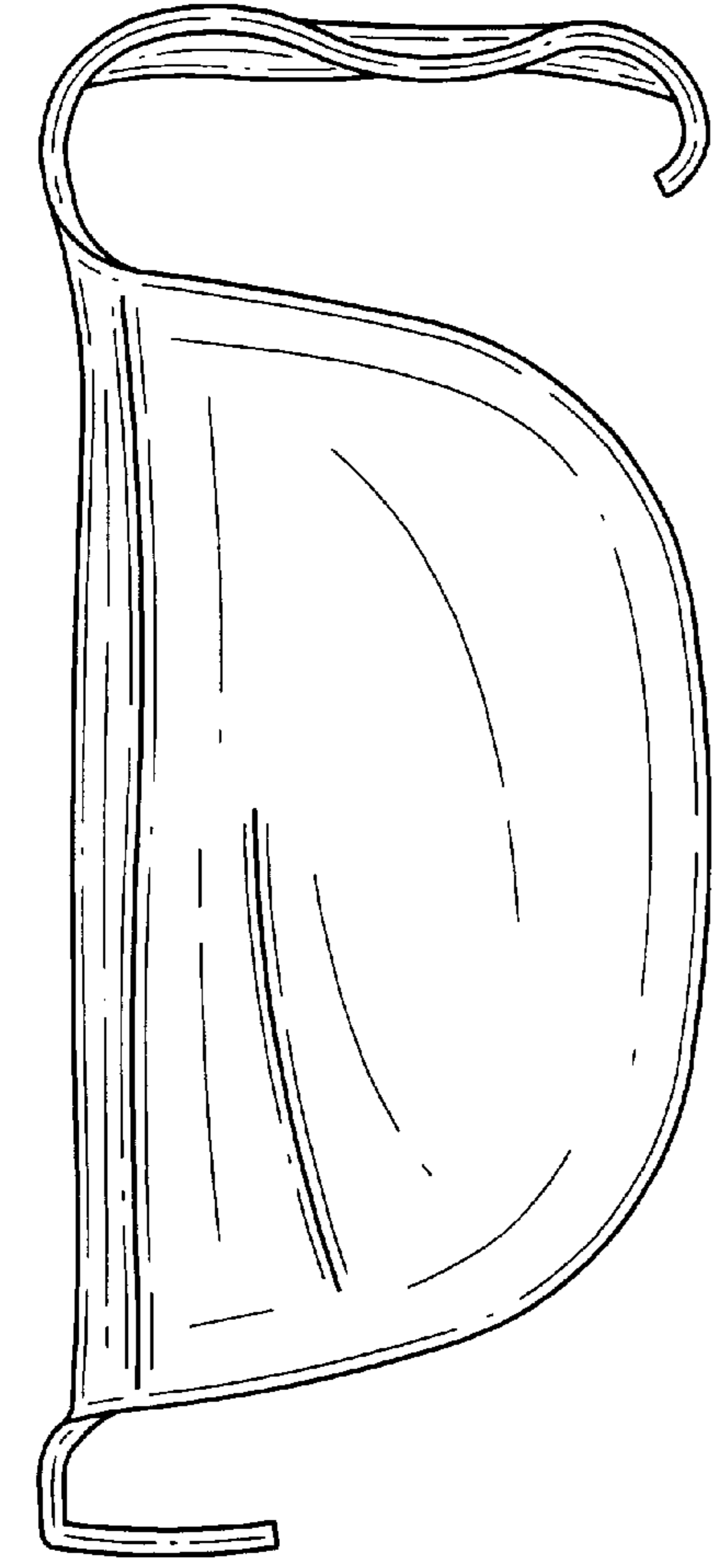


FIG. 4



FIG. 5

FIG. 6

