



US00D452291B1

(12) **United States Design Patent**
Puccio

(10) **Patent No.:** **US D452,291 S**

(45) **Date of Patent:** **** Dec. 18, 2001**

(54) **FISHING JIG**

(75) **Inventor:** **Joseph A. Puccio**, Madison, WI (US)

(73) **Assignee:** **Bait Rigs Tackle Company**, Madison, WI (US)

(**) **Term:** **14 Years**

(21) **Appl. No.:** **29/124,339**

(22) **Filed:** **Jun. 2, 2000**

(51) **LOC (7) Cl.** **22-05**

(52) **U.S. Cl.** **D22/126; D22/144**

(58) **Field of Search** **D22/125-133, D22/144; 43/42.37, 42.35, 42.2, 42.4, 42.6, 42.41, 42.25, 42.13, 42.19**

(56) **References Cited**

U.S. PATENT DOCUMENTS

D. 326,891 6/1992 Hill et al. .

D. 334,612 * 4/1993 Snyder D22/126
D. 390,623 * 2/1998 Phelps D22/126
D. 435,627 * 12/2000 Snyder D22/126
D. 442,667 * 5/2001 Puccio D22/126

* cited by examiner

Primary Examiner—Catherine R. Oliver

(74) *Attorney, Agent, or Firm*—Patricia Smith King

(57) **CLAIM**

The ornamental design for a fishing jig, as shown.

DESCRIPTION

FIG. 1 is an inverted left side elevational view of a fishing jig showing the new design;

FIG. 2 is a top plan view thereof;

FIG. 3 is a front elevational view thereof;

FIG. 4 is a right side elevational view thereof;

FIG. 5 is a rear elevational view thereof; and,

FIG. 6 is a bottom plan view thereof.

1 Claim, 1 Drawing Sheet




Figure 1




Figure 2




Figure 3

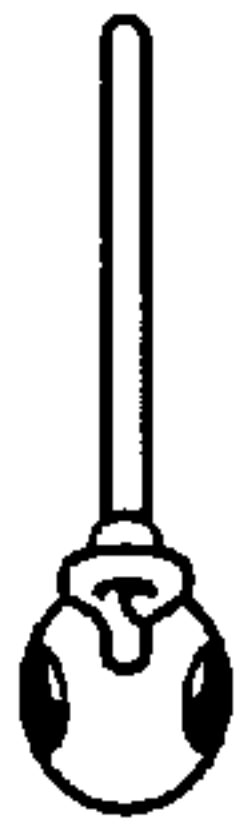


Figure 4

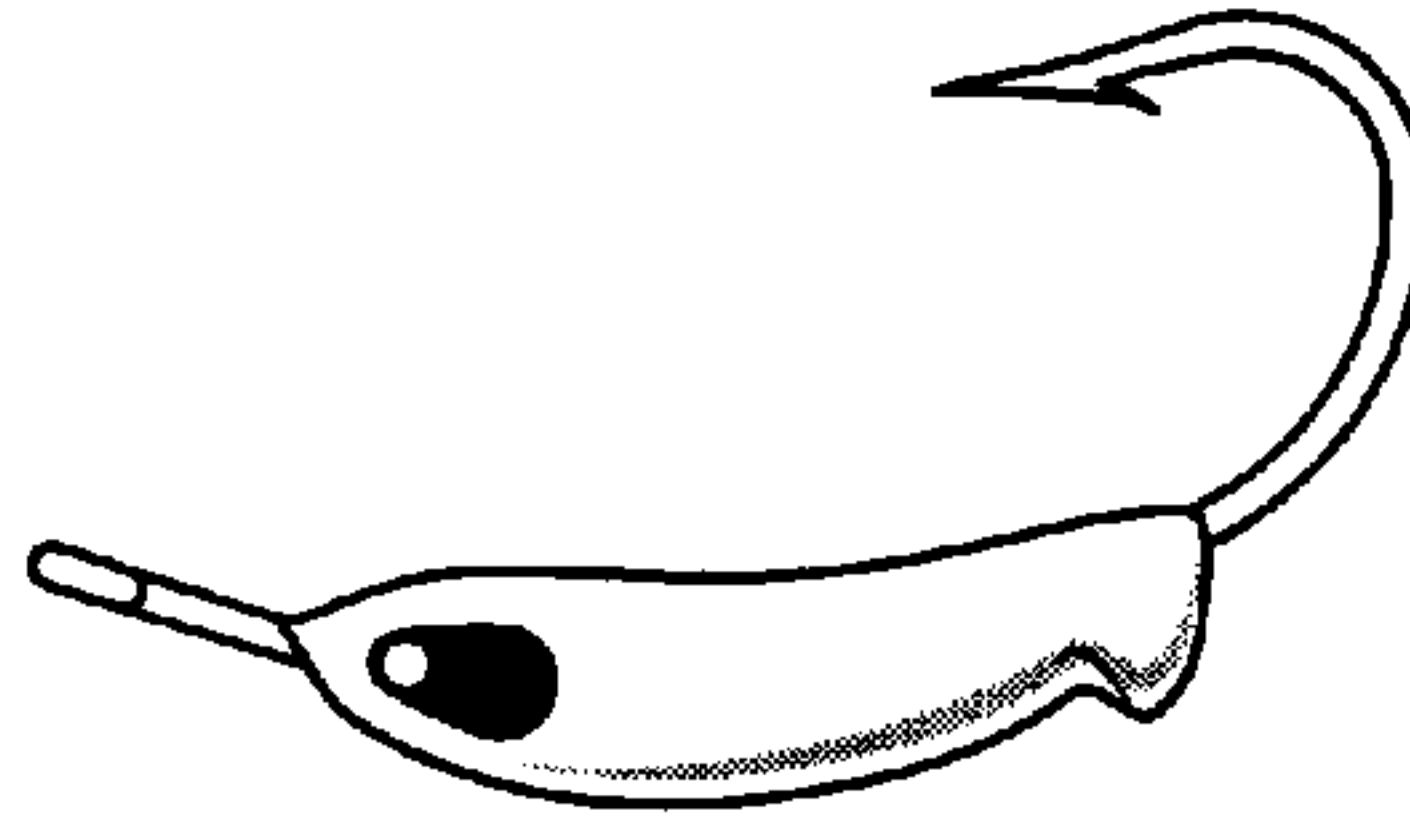


Figure 5

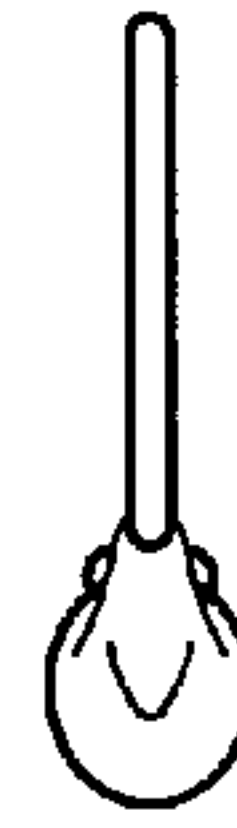


Figure 6

