



US00D452267B1

(12) **United States Design Patent**  
**Makofsky et al.**

(10) **Patent No.:** **US D452,267 S**

(45) **Date of Patent:** **\*\* Dec. 18, 2001**

(54) **EXPANDABLE ENVELOPE WITH A CLOSURE FLAP**

(75) Inventors: **Marvin A Makofsky**, Sand Point;  
**Jerome B Schwartz**, Mineola, both of NY (US)

(73) Assignee: **Pama Enterprises, Inc.**, New York, NY (US)

(\*\*) Term: **14 Years**

(21) Appl. No.: **29/118,364**

(22) Filed: **Feb. 7, 2000**

(51) **LOC (7) Cl.** ..... **19-01**

(52) **U.S. Cl.** ..... **D19/3**

(58) **Field of Search** ..... D19/1-4; 229/311,  
229/313, 309, 308, 67.3, 68.1, 103.2; 383/122;  
206/424

(56) **References Cited**

**U.S. PATENT DOCUMENTS**

D. 295,536	*	5/1988	Forbes, Jr.	.....	D19/3
3,073,508	*	1/1963	Hiersteiner	.....	229/68.1
3,198,420	*	8/1965	Hiersteiner	.....	229/68.1
3,955,749	*	5/1976	Turkenkopf	.....	383/122
5,398,866	*	3/1995	Bluemle	.....	229/68.1
5,503,328	*	4/1996	Roccaforte et al.	.....	229/313
5,799,862	*	9/1998	Gray	.....	229/68.1
6,227,444	*	5/2001	Makoesky et al.	.....	229/313

\* cited by examiner

*Primary Examiner*—Paula A. Mortimer  
(74) *Attorney, Agent, or Firm*—Francis C. Hand, Esq.;  
Carella, Byrne, Bain

(57) **CLAIM**

The ornamental design for an expandable envelope with a closure flap, as shown and described.

**DESCRIPTION**

FIG. 1 illustrates a front perspective view of the expandable envelope with a closure flap of the design in a flat and opened condition;

FIG. 2 illustrates a front view of the envelope of FIG. 1 in a flat closed condition;

FIG. 3 illustrates a rear view of the envelope of FIG. 2 in a flat closed condition;

FIG. 4 illustrates a top view of the envelope of FIG. 2 in a partially opened condition;

FIG. 5 illustrates a bottom view of the envelope of FIG. 2 in a partially opened condition;

FIG. 6 illustrates a side view of the envelope of FIG. 2 in a partially opened condition;

FIG. 7 illustrates a perspective view of the envelope of FIG. 1 in a filled-to-capacity and sealed condition; and,

FIG. 8 illustrates a side view of the envelope of FIG. 7 in a filled-to-capacity condition.

**1 Claim, 3 Drawing Sheets**

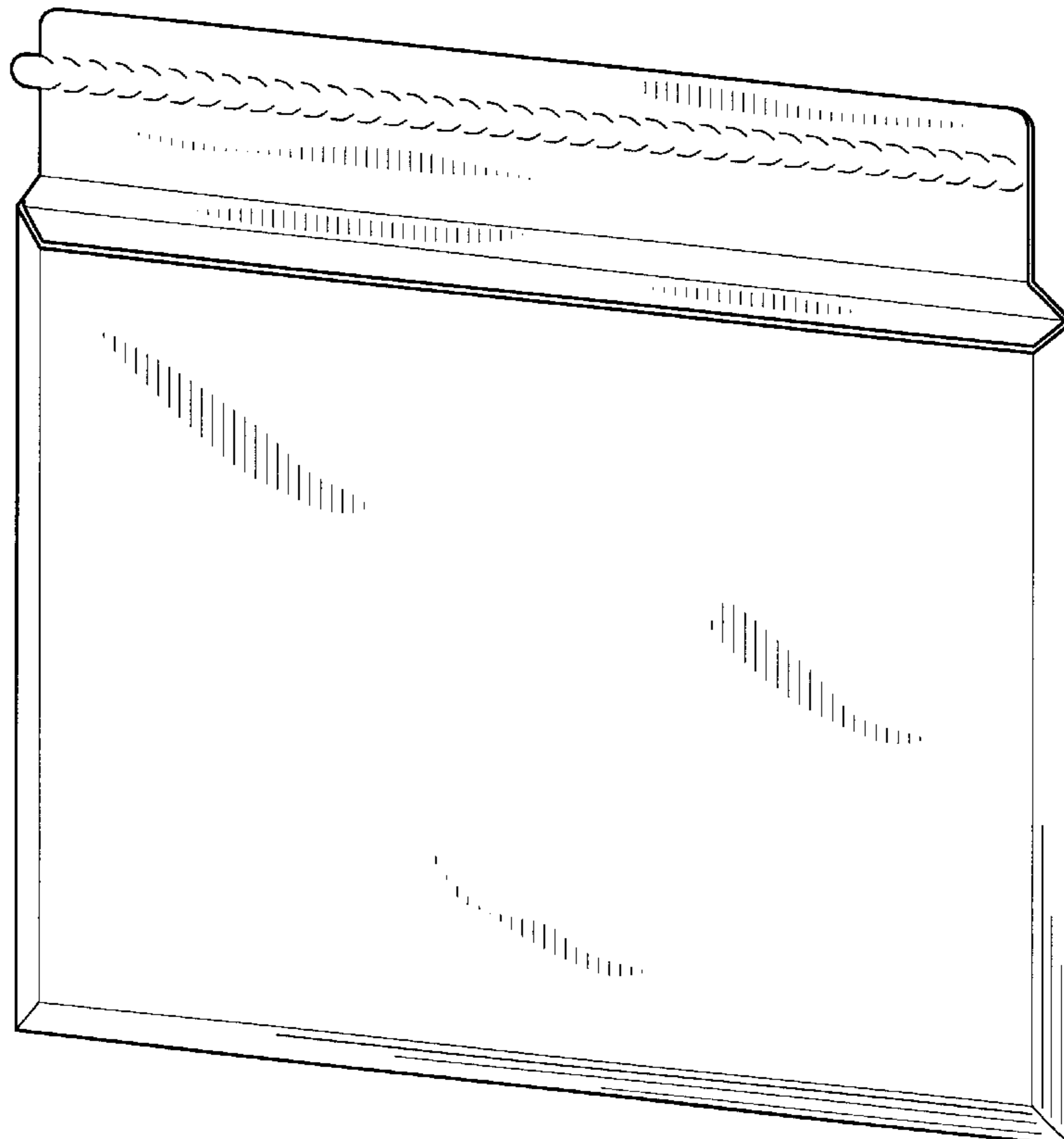


FIG. 1

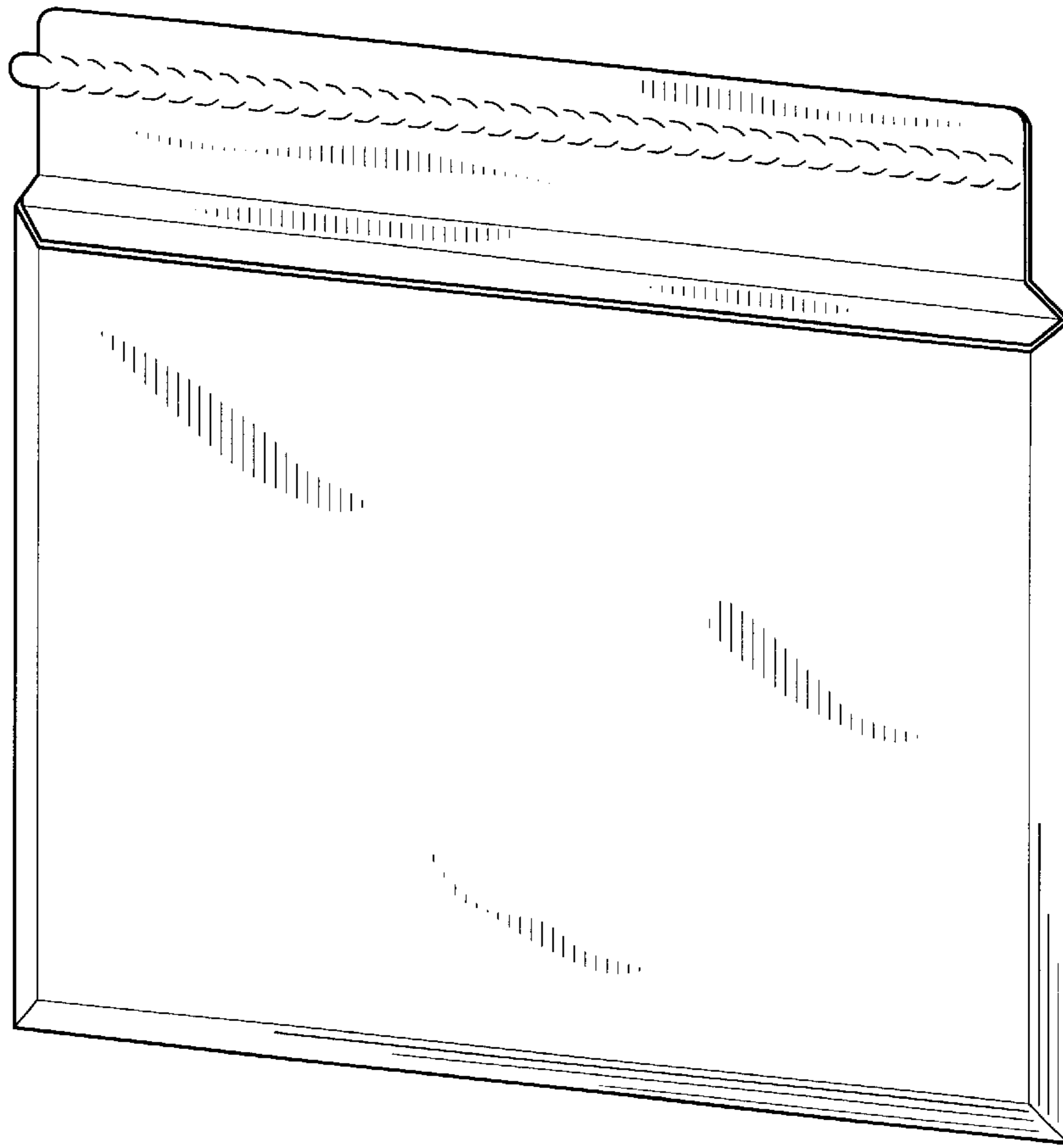
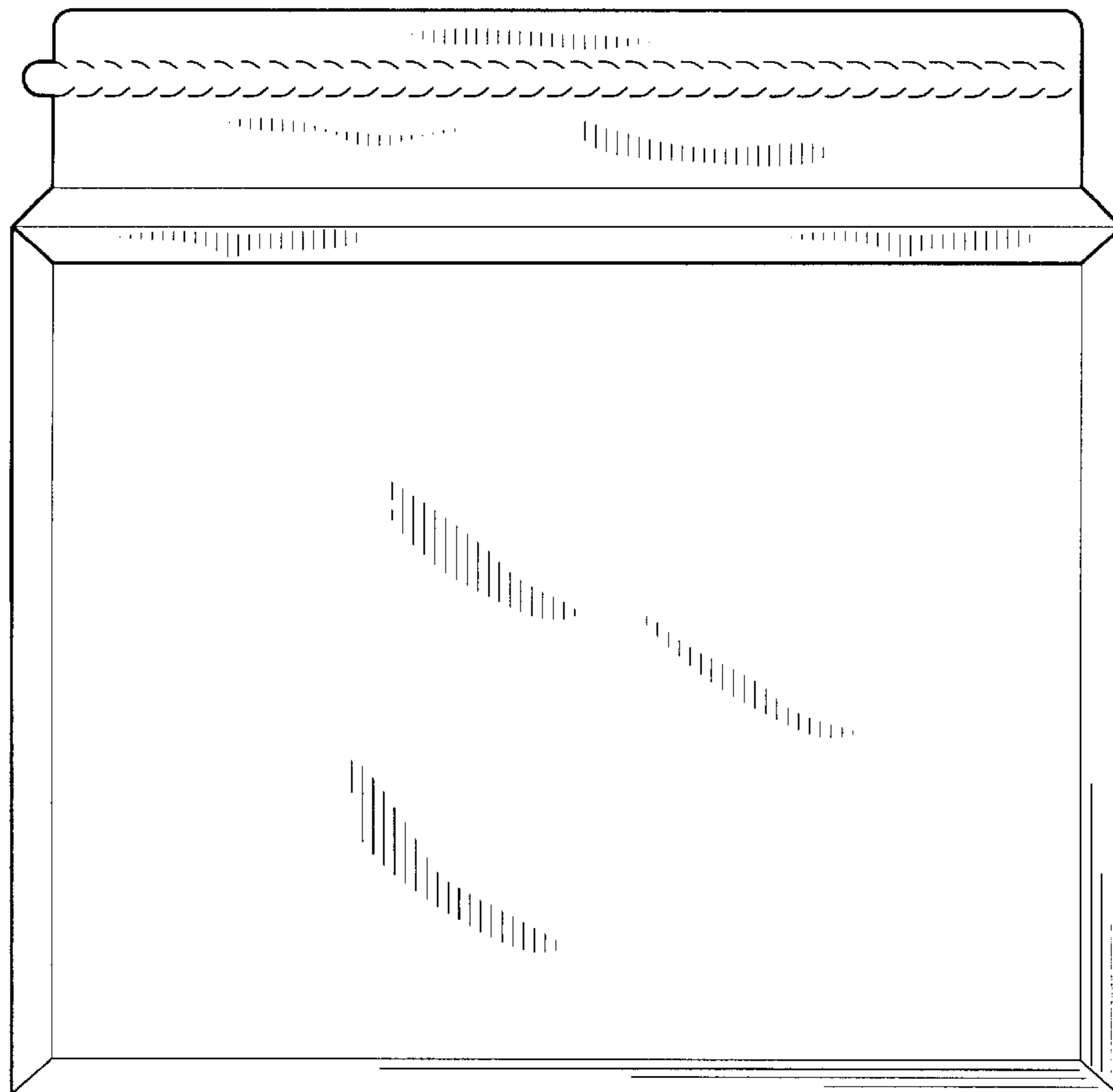
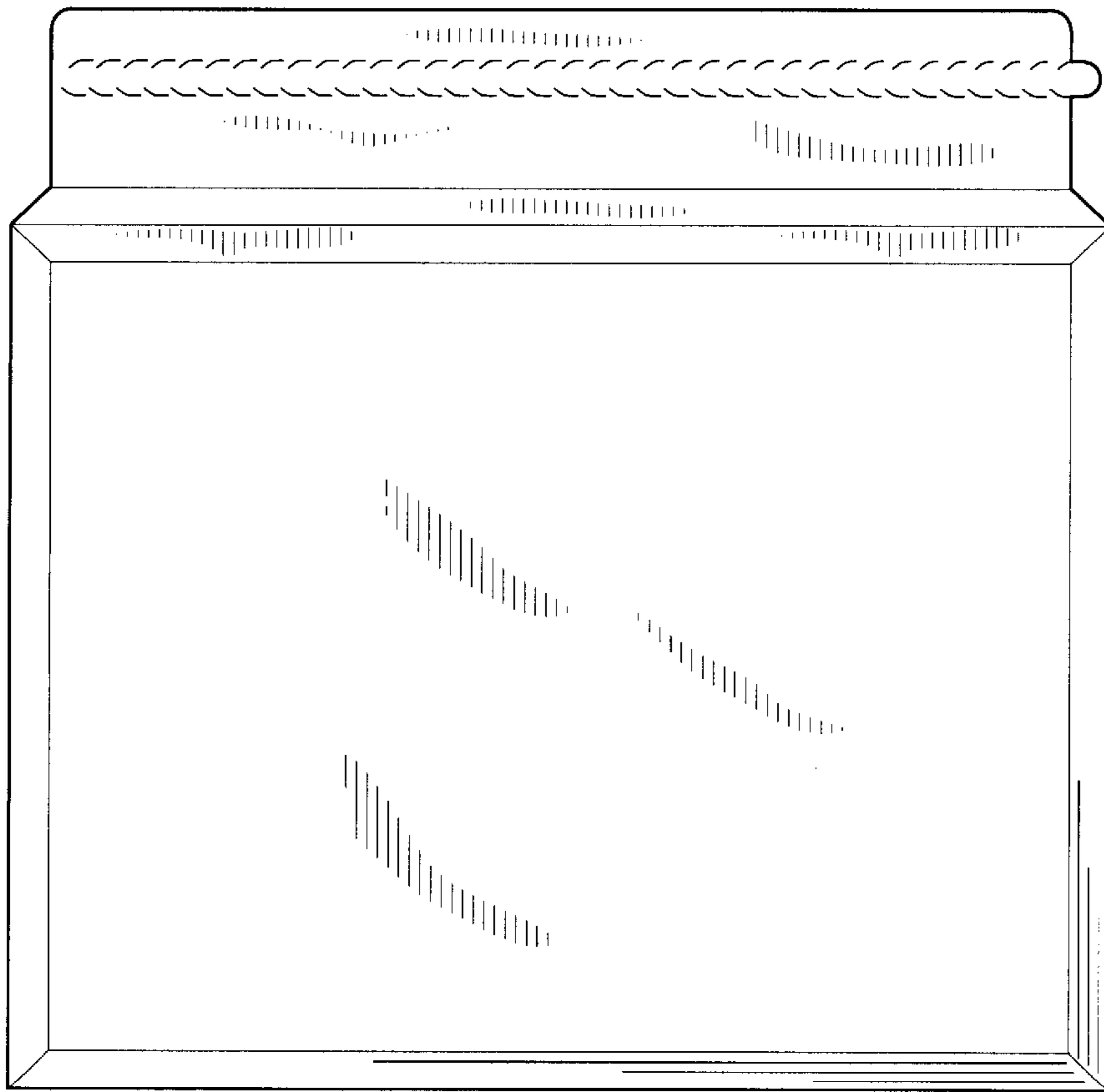


FIG. 2




**FIG. 3**




**FIG. 6**



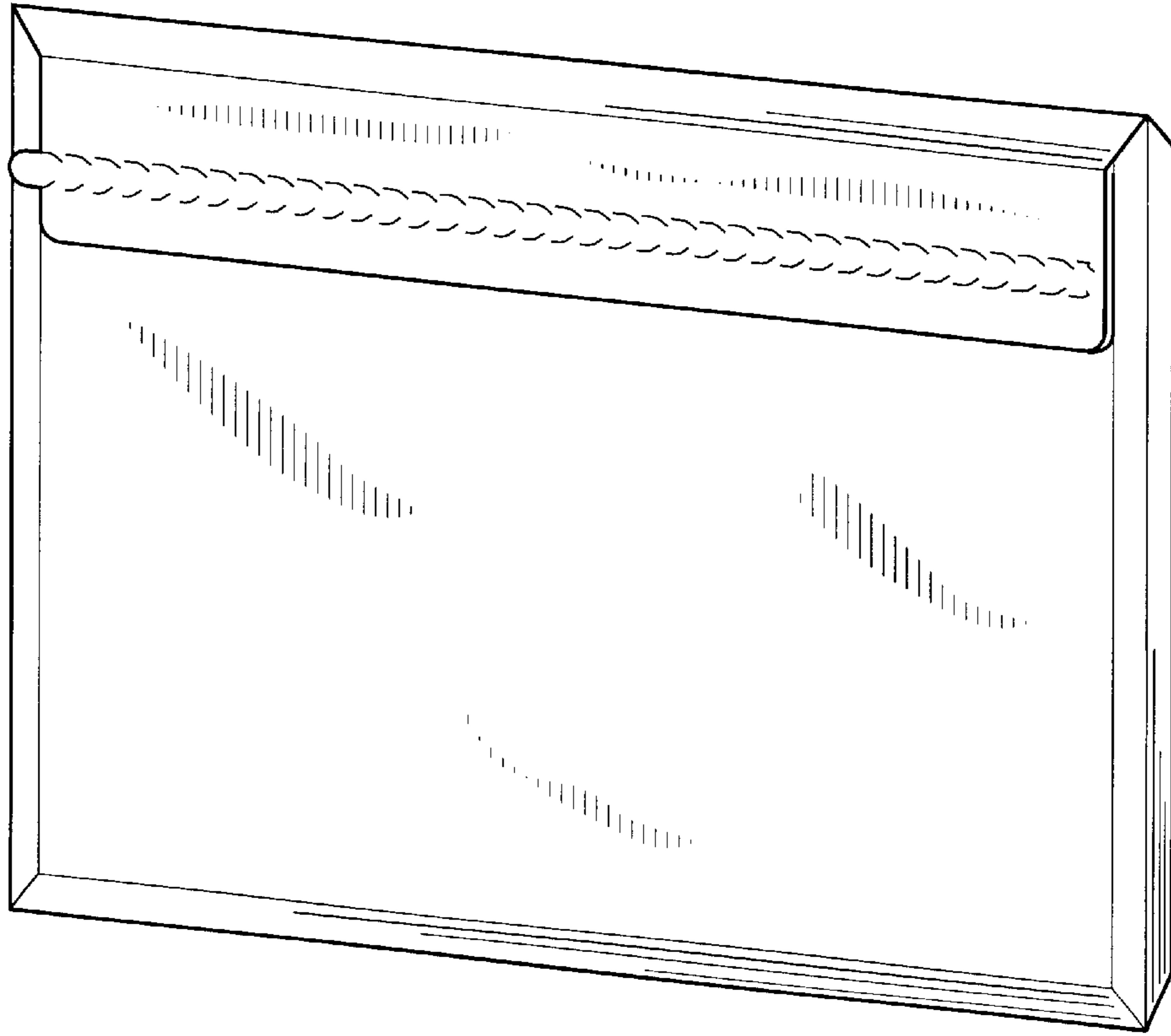
**FIG. 4**



**FIG. 5**



**FIG. 7**



**FIG. 8**

